



US00D671112S

(12) **United States Design Patent**
Harper et al.

(10) **Patent No.:** **US D671,112 S**

(45) **Date of Patent:** **** Nov. 20, 2012**

(54) **DISPLAY AND STAND**

(75) Inventors: **Pierre Harper**, Santa Cruz, CA (US);
David Sayler, Portland, OR (US); **Kai
Halsinger**, Portland, OR (US); **Tze
Ming Lee**, Singapore (SG); **Thomas
Crisp**, Walnut Creek, CA (US);
Christian Freissler, Portland, OR (US);
François Montay, Zurich (CN); **Isaac
Marchionna**, Portland, OR (US)

(73) Assignee: **Wacom Co., Ltd.**, Kazo-shi (JP)

(**) Term: **14 Years**

(21) Appl. No.: **29/407,360**

(22) Filed: **Nov. 28, 2011**

(30) **Foreign Application Priority Data**

May 27, 2011 (JP) 2011-011885

(51) **LOC (9) Cl.** **14-02**

(52) **U.S. Cl.** **D14/336**

(58) **Field of Classification Search** D14/341,
D14/371-375, 125-129, 336, 337; 341/12;
345/104, 156, 168, 173; 348/180, 184, 325,
348/739; 349/1, 2, 11, 62;
361/679.06, 679.21-679.22, 679.26-679.27;
D6/300, 308

See application file for complete search history.

(56) **References Cited**

U.S. PATENT DOCUMENTS

4,611,406 A * 9/1986 Engstrom et al. 33/443
D355,170 S * 2/1995 Mizusugi et al. D14/336
D466,501 S 12/2002 Hirota
D528,541 S * 9/2006 Maskatia D14/315
D599,791 S * 9/2009 Kuang et al. D14/314
D600,455 S * 9/2009 Nell D6/308
D603,862 S * 11/2009 Skinner et al. D14/337
D606,071 S * 12/2009 Wu et al. D14/336
D614,617 S * 4/2010 Pepper et al. D14/336
D642,174 S 7/2011 Hirota

FOREIGN PATENT DOCUMENTS

JP D1267825 S 4/2006
JP D1278341 S 8/2006
JP D1278507 S 8/2006
JP 2009-069554 A 4/2009

OTHER PUBLICATIONS

Cintiq 12WX, Display, product information, © 2012 Wacom Co., Ltd., 2 pages.

DTU-1631, Interactive Pen Display, product information, © 2010 Wacom Co., Ltd., 4 pages.

DTU-2231, Interactive Display, product information, © 2010 Wacom Co., Ltd., 4 pages.

* cited by examiner

Primary Examiner — Freda S Nunn

(74) *Attorney, Agent, or Firm* — Christensen O'Connor Johnson Kindness PLLC

(57) **CLAIM**

The ornamental design for a display and stand, as shown and described.

DESCRIPTION

FIG. 1 is a front elevation view of a display and stand showing our new design, wherein the display is shown in a first position;

FIG. 2 is a rear elevation view thereof;

FIG. 3 is a left side elevation view thereof, wherein the right side elevation view is a minor image of FIG. 3;

FIG. 4 is a top plan view thereof;


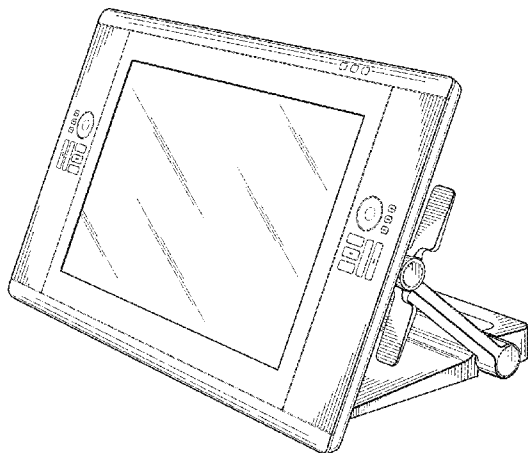
FIG. 5 is a bottom plan view thereof;

FIG. 6 is a front right isometric view thereof;

FIG. 7 is an additional left side elevation view thereof, wherein the display is shown in a second position, and wherein the corresponding right side elevation view is a mirror image of FIG. 7; and,

FIG. 8 is an additional front right isometric view thereof.

1 Claim, 4 Drawing Sheets



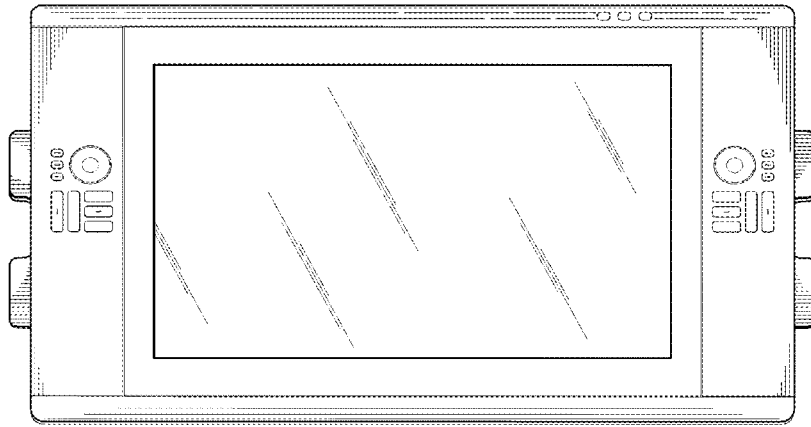


Fig. 1.

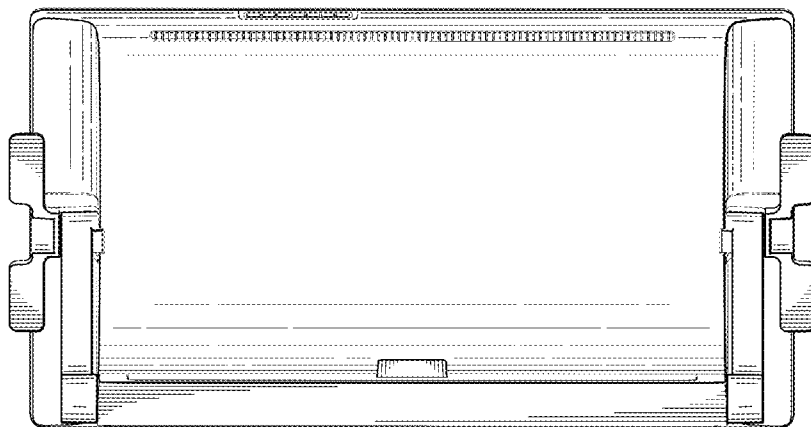


Fig. 2.

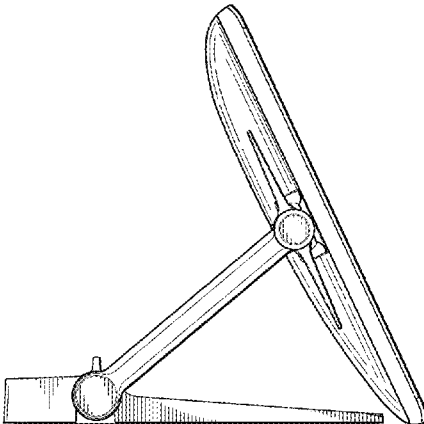


Fig. 3.

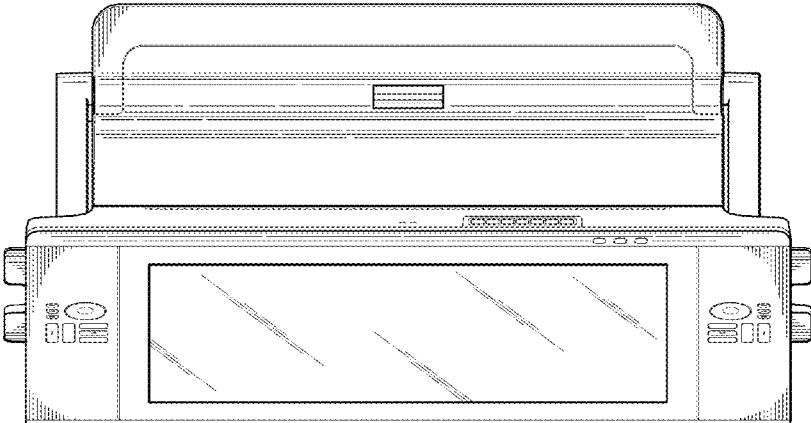


Fig. 4.

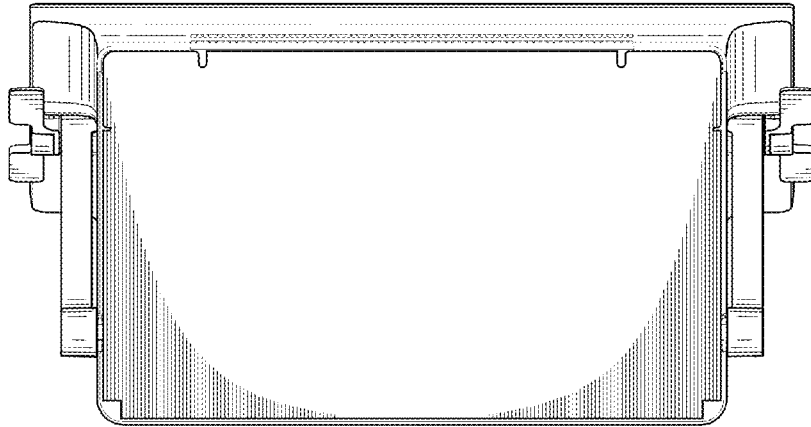


Fig. 5.

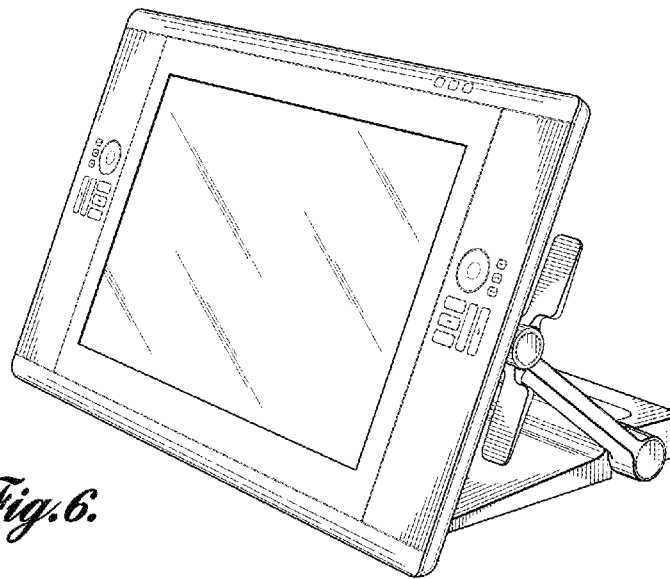


Fig. 6.

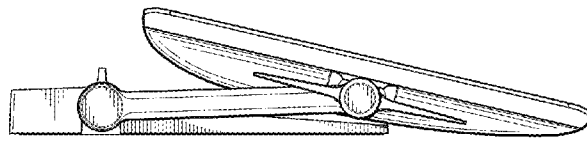


Fig. 7.

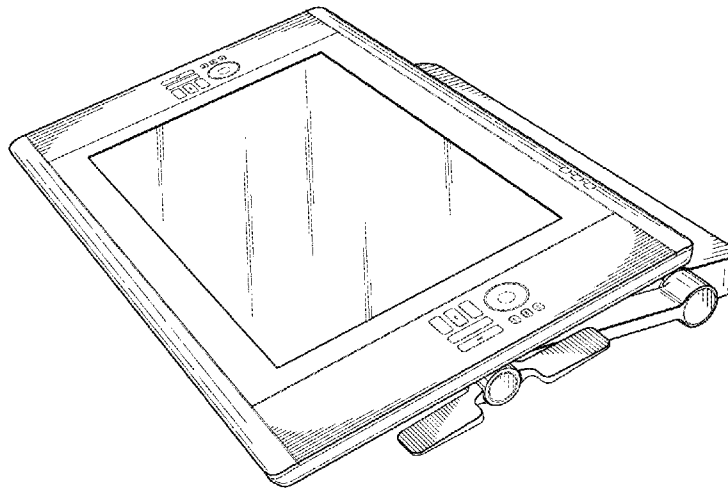


Fig. 8.

UNITED STATES PATENT AND TRADEMARK OFFICE
CERTIFICATE OF CORRECTION

PATENT NO. : D671,112 S
APPLICATION NO. : 29/407360
DATED : November 20, 2012
INVENTOR(S) : P. Harper et al.

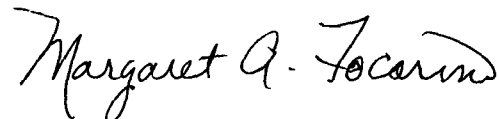
Page 1 of 1

It is certified that error appears in the above-identified patent and that said Letters Patent is hereby corrected as shown below:

On the Title Page

<u>COLUMN</u>	<u>LINE</u>	<u>ERROR</u>
Item (57)	Description line 6 of text	“a minor image” should read --a mirror image--

Signed and Sealed this
Tenth Day of December, 2013



Margaret A. Focarino
Commissioner for Patents of the United States Patent and Trademark Office