



US00D336964S

United States Patent [19]

[11] Patent Number: **Des. 336,964**

Janssen et al.

[45] Date of Patent: **** Jun. 29, 1993**

[54] MOTOR VEHICLE LAMP

D. 214,938	8/1969	Pettengill	D26/85
D. 283,555	4/1986	Levi	D26/85
D. 324,111	2/1992	Arbisi	D26/28
3,005,089	10/1961	Robbins	362/80

[75] Inventors: **Dieter Janssen**,
Lippstadt-Benninghausen; **Hubert Thiemann**, Lippstadt-Eickelborn,
both of Fed. Rep. of Germany

OTHER PUBLICATIONS

Lamp, 1 sheet of drawing, 5 views, 1962.

[73] Assignee: **Hellak KG Hueck & Co.**, Lippstadt,
Fed. Rep. of Germany

Primary Examiner—Susan J. Lucas
Attorney, Agent, or Firm—Griffin Butler Whisenhunt & Kurtosy

[**] Term: **14 Years**

[21] Appl. No.: **695,287**

[57] CLAIM

The ornamental design for a motor vehicle lamp, as shown and described.

[22] Filed: **May 3, 1991**

[30] Foreign Application Priority Data

Nov. 6, 1990 [DE] Fed. Rep. of Germany 9007347

[52] U.S. Cl. **D26/28; D26/85**

[58] Field of Search **D26/28-35,**
D26/72, 85, 87; 362/61, 74, 80, 80.1, 83, 83.2,
147, 432, 362

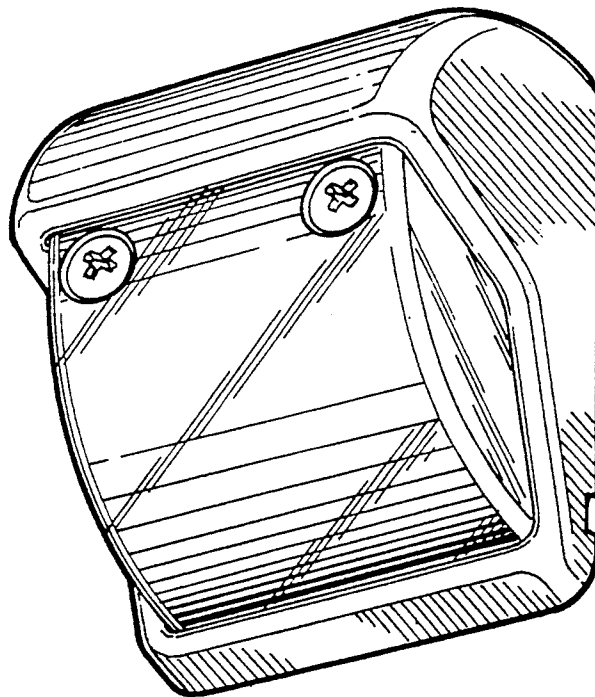
DESCRIPTION

FIG. 1 is a front perspective view of a motor vehicle lamp showing our new design;
FIG. 2 is a front elevational view thereof;
FIG. 3 is a top plan view thereof;
FIG. 4 is a side elevational view thereof, the opposite side being a mirror image;
FIG. 5 is a bottom plan view thereof; and,
FIG. 6 is a rear elevational view thereof.

[56] References Cited

U.S. PATENT DOCUMENTS

D. 138,317 7/1944 Hallman D26/28



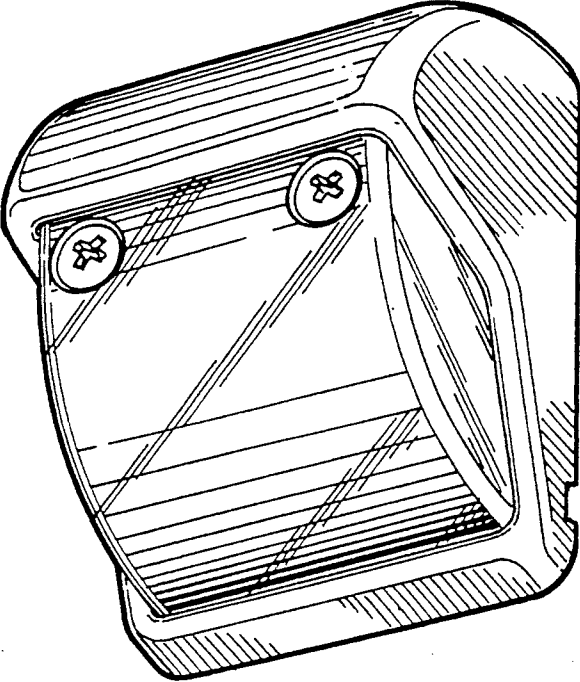


FIG. 1

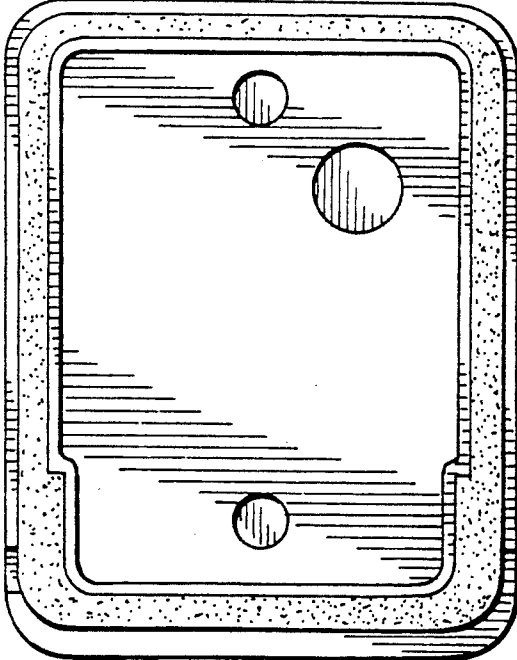


FIG. 6

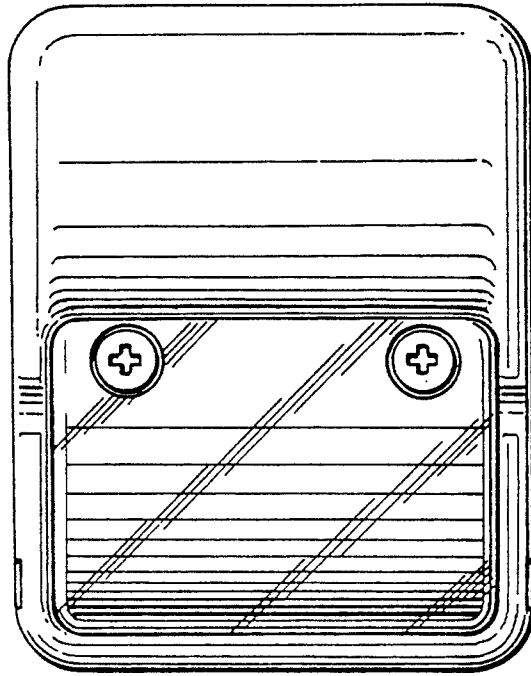


FIG. 2




FIG. 3




FIG. 4

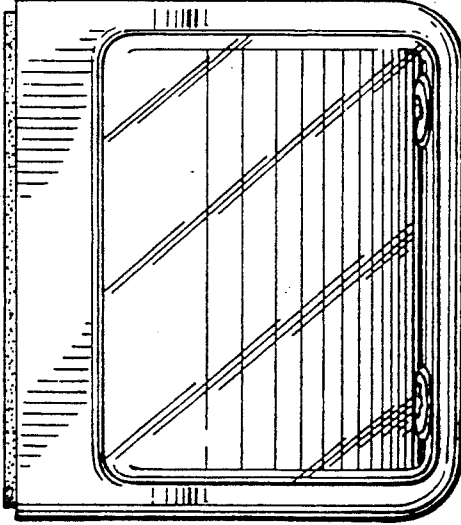


FIG. 5