



US00D774481S

(12) **United States Design Patent** (10) **Patent No.:** **US D774,481 S**  
**Shin et al.** (45) **Date of Patent:** **\*\* Dec. 20, 2016**

(54) **TV RECEIVER**  
(71) Applicant: **Samsung Electronics Co., Ltd.**,  
Suwon-si (KR)  
(72) Inventors: **Rina Shin**, Seoul (KR); **Hae-Sung Park**, Seoul (KR); **Chris Bangle**,  
Clavesana (IT)  
(73) Assignee: **SAMSUNG ELECTRONICS CO., LTD.** (KR)  
(\*\*) Term: **14 Years**  
(21) Appl. No.: **29/502,780**  
(22) Filed: **Sep. 19, 2014**

D280,973 S \* 10/1985 Ferrell ..... D8/395  
D371,521 S \* 7/1996 Weder ..... D11/164  
D384,711 S \* 10/1997 Wang ..... D21/697  
D387,564 S \* 12/1997 Talbot ..... D4/135  
6,520,475 B2 \* 2/2003 Haun ..... H01J 29/07  
248/636  
D543,522 S \* 5/2007 Lee ..... D14/126  
D566,066 S \* 4/2008 Wang ..... D14/126  
D569,815 S \* 5/2008 Otani ..... D14/126  
7,407,239 B2 \* 8/2008 Kunz ..... B60P 3/34  
312/312  
D578,496 S \* 10/2008 Leonard ..... D14/126  
D626,925 S \* 11/2010 Li ..... D14/126  
D655,266 S \* 3/2012 Kim ..... D14/126  
8,746,300 B2 \* 6/2014 Healy, Jr. .... H04N 5/64  
312/7.2  
D738,336 S \* 9/2015 Hwangbo ..... D14/126  
D741,829 S \* 10/2015 McManigal ..... D14/126

\* cited by examiner

(30) **Foreign Application Priority Data**

Mar. 25, 2014 (KR) ..... 30-2014-0014921

(51) **LOC (10) Cl.** ..... **14-03**

(52) **U.S. Cl.**  
USPC ..... **D14/126**

(58) **Field of Classification Search**

USPC ..... D14/125-134, 239, 371, 136, 374-377,  
D14/440, 450, 448, 336, 342, 159;  
312/7.2; 348/836, 838, 180, 184, 325,  
348/739; 248/917-924, 465; 345/104,  
345/133, 156, 168, 87, 173; D21/329,  
D21/515, 577, 622, 333, 433, 448, 452,  
D21/450, 331, 505; D10/15, 26; 446/484,  
446/175, 356; D6/477, 479, 300; D20/10,  
D20/19, 39  
CPC ... G06F 1/1601; G06F 1/1643; H05K 5/0004;  
H05K 5/0017; H05K 5/02; H05K 5/0217;  
H04N 13/0459

See application file for complete search history.

(56) **References Cited**

**U.S. PATENT DOCUMENTS**

D242,806 S \* 12/1976 Stone ..... D14/214  
4,245,256 A \* 1/1981 Kokubo ..... H04N 9/3141  
312/7.2

*Primary Examiner* — Raphael Barkai  
(74) *Attorney, Agent, or Firm* — Cantor Colburn LLP

(57) **CLAIM**

The ornamental design for a TV receiver, as shown and described.

**DESCRIPTION**

FIG. 1 is a front perspective view of a TV receiver showing our new design;  
FIG. 2 is a front elevation view thereof;  
FIG. 3 is a rear elevation view thereof;  
FIG. 4 is a side elevation view thereof;  
FIG. 5 is another side elevation view thereof;  
FIG. 6 is a top plan view thereof; and,  
FIG. 7 is a bottom plan view thereof.  
The evenly spaced broken line is included for illustrating portions of the TV receiver which form no part of the claimed design.  
The dot-dash broken lines which define the bounds of the claimed design form no part of thereof.

**1 Claim, 7 Drawing Sheets**

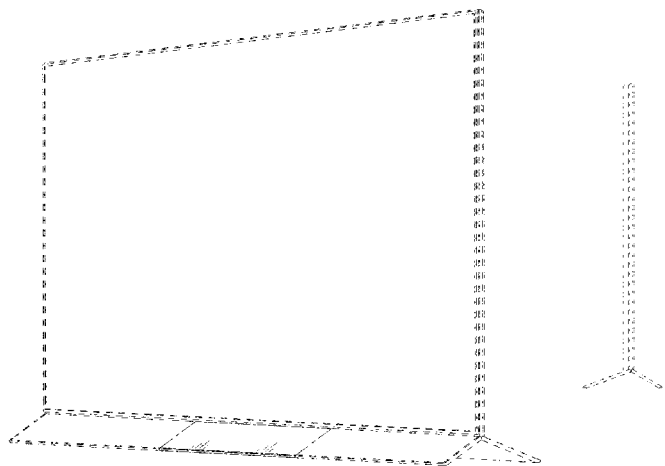


FIG. 1

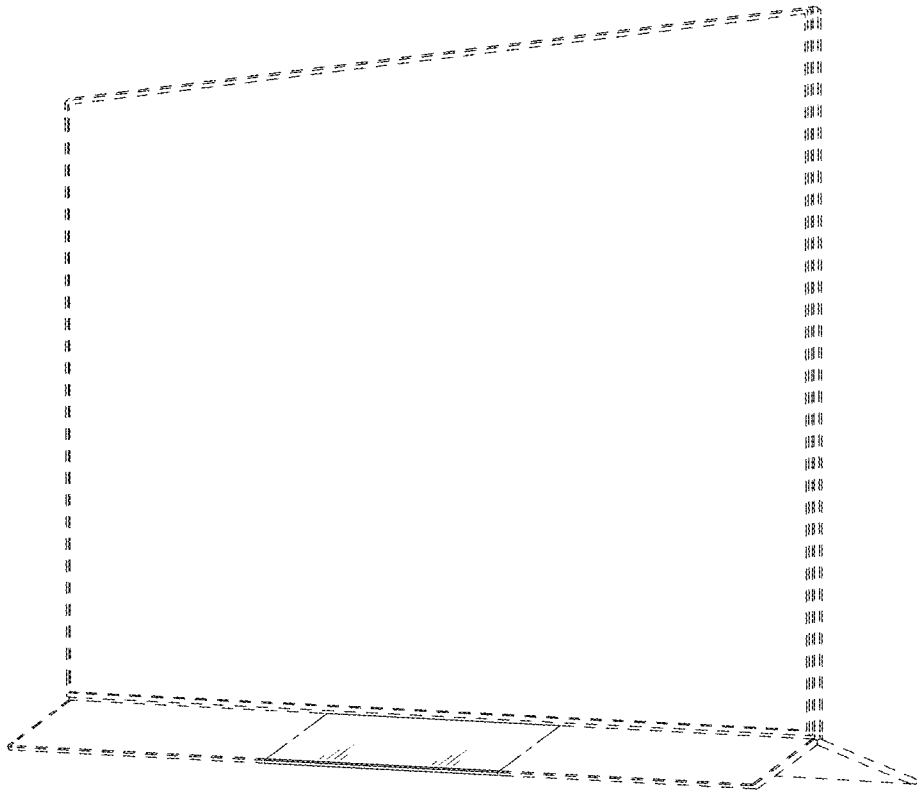


FIG. 2



FIG. 3




FIG. 4




FIG. 5



FIG. 6




FIG. 7

