

(12) PATENT
(19) AUSTRALIAN PATENT OFFICE

(11) Application No. AU 200020165 B2
(10) Patent No. 766618

(54) Title
Novel triazolo(4,5-d)pyrimidine compounds

(51) ⁶ International Patent Classification(s)
C07D 487/04 A61K 031/519
A61K A61P 007/02
031/4192 A61P 009/10

(21) Application No: 200020165 (22) Application Date: 1999.12.02

(87) WIPO No: W000/34283

(30) Priority Data

(31) Number	(32) Date	(33) Country
9804211	1998.12.04	SE
9901271	1999.04.09	SE

(43) Publication Date : 2000.06.26
(43) Publication Journal Date : 2000.08.24
(44) Accepted Journal Date : 2003.10.23

(71) Applicant(s)
AstraZeneca AB

(72) Inventor(s)
Simon Guile; David Hardern; Anthony Ingall; Brian
Springthorpe ; Paul Willis


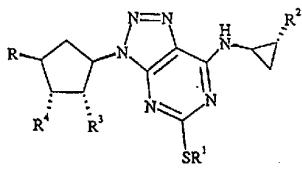
(74) Agent/Attorney
Davies Collison Cave, 1 Little Collins Street, MELBOURNE VIC 3000

PCT

WORLD INTELLECTUAL PROPERTY ORGANIZATION
International Bureau

20165/00

INTERNATIONAL APPLICATION PUBLISHED UNDER THE PATENT COOPERATION TREATY (PCT)

(51) International Patent Classification ⁷ : C07D 487/04, A61K 31/519, 31/4192, A61P 7/02, 9/10 // (C07D 487/04, 249:00, 239:00)		A1	(11) International Publication Number: WO 00/34283
(21) International Application Number: PCT/SE99/02256		(43) International Publication Date: 15 June 2000 (15.06.00)	
(22) International Filing Date: 2 December 1999 (02.12.99)		(74) Agent: ASTRAZENECA AB; Intellectual Property, Patents, S-151 85 Södertälje (SE).	
(30) Priority Data: 9804211-2 4 December 1998 (04.12.98) SE 9901271-8 9 April 1999 (09.04.99) SE		(81) Designated States: AE, AL, AM, AT, AU, AZ, BA, BB, BG, BR, BY, CA, CH, CN, CR, CU, CZ, DE, DK, DM, EE, ES, FI, GB, GD, GE, GH, GM, HR, HU, ID, IL, IN, IS, JP, KE, KG, KP, KR, KZ, LC, LK, LR, LS, LT, LU, LV, MA, MD, MG, MK, MN, MW, MX, NO, NZ, PL, PT, RO, RU, SD, SE, SG, SI, SK, SL, TJ, TM, TR, TT, TZ, UA, UG, US, UZ, VN, YU, ZA, ZW, ARIPO patent (GH, GM, KE, LS, MW, SD, SL, SZ, TZ, UG, ZW), Eurasian patent (AM, AZ, BY, KG, KZ, MD, RU, TJ, TM), European patent (AT, BE, CH, CY, DE, DK, ES, FI, FR, GB, GR, IE, IT, LU, MC, NL, PT, SE), OAPI patent (BF, BJ, CF, CG, CI, CM, GA, GN, GW, ML, MR, NE, SN, TD, TG).	
(71) Applicant (for all designated States except MG US): AS- TRAZENECA UK LIMITED (GB/GB), 15 Stanhope Gate, London W1Y 6LN (GB), S-151 85 Södertälje (SE) ASTRAZENECA AB		<p>Published With international search report. With amended claims.</p> 	
(71) Applicant (for MG only): ASTRAZENECA AB [SE/SE]; S-151 85 Södertälje (SE).			
(72) Inventors; and (75) Inventors/Applicants (for US only): GUILLE, Simon [GB/GB]; Astra Charnwood, Bakewell Road, Loughborough, Le- ics. LE11 5RH (GB). HARDERN, David [GB/GB]; Astra Charnwood, Bakewell Road, Loughborough, Leics. LE11 5RH (GB). INGALL, Anthony [GB/GB]; Astra Charn- wood, Bakewell Road, Loughborough, Leics. LE11 5RH (GB). SPRINGTHORPE, Brian [GB/GB]; Astra Charn- wood, Bakewell Road, Loughborough, Leics. LE11 5RH			
(54) Title: NOVEL TRIAZOLO(4,5-D)PYRIMIDINE COMPOUNDS			
			
(57) Abstract			
The invention provides new triazolo[4,5-d]pyrimidine compounds of formula (I), their use as medicaments, compositions containing them and processes for their preparation.			

NOVEL TRIAZOLO(4,5-D)PYRIMIDINE COMPOUNDS

FIELD OF THE INVENTION

5 The present invention provides new triazolo[4,5-*d*]pyrimidine compounds, their use as medicaments, compositions containing them and processes for their preparation.

BACKGROUND OF THE INVENTION

10 Platelet adhesion and aggregation are initiating events in arterial thrombosis. Although the process of platelet adhesion to the sub-endothelial surface may have an important role to play in the repair of damaged vessel walls, the platelet aggregation that this initiates can precipitate acute thrombotic occlusion of vital vascular beds, leading to events with high morbidity such as myocardial infarction and unstable angina. The success of interventions
15 used to prevent or alleviate these conditions, such as thrombolysis and angioplasty is also compromised by platelet mediated occlusion or re-occlusion.

A number of converging pathways lead to platelet aggregation. Whatever the initial stimulus, the final common event is a cross-linking of platelets by binding of fibrinogen to
20 a membrane-binding site, glycoprotein IIb/IIIa (GPIIb/IIIa). The high anti-platelet efficacy of antibodies or antagonists for GPIIb/IIIa is explained by their interference with this final common event. However, this efficacy may also explain the bleeding problems that have been observed with this class of agent. Thrombin can produce platelet aggregation largely independently of other pathways but substantial quantities of thrombin are unlikely to be
25 present without prior activation of platelets by other mechanisms. Thrombin inhibitors such as hirudin are highly effective anti-thrombotic agents, but again may produce excessive bleeding because they function as both anti-platelet and anti-coagulant agents (The TIMI 9a Investigators (1994), *Circulation* **90**, pp. 1624-1630; The Global Use of Strategies to Open Occluded Coronary Arteries (GUSTO) IIa Investigators (1994) *Circulation* **90**, pp. 1631-
30 1637; Neuhaus K.L. et. al. (1994) *Circulation* **90**, pp.1638-1642).

SUBSTITUTE SHEET (RULE 26)

It has been found that adenosine 5'-diphosphate (ADP) acts as a key mediator of thrombosis. A pivotal role for ADP is supported by the fact that other agents, such as adrenaline and 5-hydroxytryptamine (5HT, serotonin) will only produce aggregation in the presence of ADP. The limited anti-thrombotic efficacy of aspirin may reflect the fact that it blocks only one source of ADP which is that released in a thromboxane-dependent manner following platelet adhesion (see e.g. Antiplatelet Trialists' Collaboration (1994), *Br. Med. J.* 308, pp. 81-106 and Antiplatelet Trialists' Collaboration (1994), *Br. Med. J.* 308, pp. 159-168). Aspirin has no effect on aggregation produced by other sources of ADP, such as damaged cells or ADP released under conditions of turbulent blood flow.

ADP-induced platelet aggregation is mediated by the P_{2T} receptor subtype located on the platelet membrane. The P_{2T} receptor (also known as $P2Y_{ADP}$ or $P2T_{AC}$) is primarily involved in mediating platelet aggregation/activation and is a G-protein coupled receptor which is as yet uncloned. The pharmacological characteristics of this receptor have been described, for example, in the references by Humphries et al., *Br. J. Pharmacology* (1994), 113, 1057-1063, and Fagura et al., *Br. J. Pharmacology* (1998) 124, 157-164. Recently it has been shown that antagonists at this receptor offer significant improvements over other anti-thrombotic agents (see *J. Med. Chem.* (1999) 42, 213). Accordingly there is a need to find further P_{2T} ($P2Y_{ADP}$ or $P2T_{AC}$) antagonists as anti-thrombotic agents.

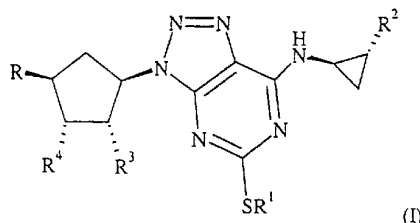
International Patent Application WO 9905143 discloses generically a series of triazolo[4,5-*d*]pyrimidine compounds having activity as P_{2T} ($P2Y_{ADP}$ or $P2T_{AC}$) antagonists. It has now been found that certain compounds within the scope of International Patent Application WO 9905143 but not specifically disclosed therein exhibit high potency combined with surprisingly high metabolic stability and bioavailability, such that the predicted therapeutic dose for prolonged inhibition of aggregation in man shows advantage.

DESCRIPTION OF THE INVENTION

In a first aspect the invention therefore provides a compound of formula (I):

SUBSTITUTE SHEET (RULE 26)

3



wherein:

R¹ is C₃₋₅ alkyl optionally substituted by one or more halogen atoms;

R² is a phenyl group, optionally substituted by one or more fluorine atoms;

5 R³ and R⁴ are both hydroxy;

R is XOH, where X is CH₂, OCH₂CH₂ or a bond;

or a pharmaceutically acceptable salt or solvate thereof, or a solvate of such a salt.

provided that:

10 when X is CH₂ or a bond, R¹ is not propyl.

when X is CH₂ and R¹ is CH₂CH₂CF₃, butyl or pentyl, the phenyl group at R² must be substituted by fluorine.

when X is OCH₂CH₂ and R¹ is propyl, the phenyl group at R² must be substituted by fluorine.

15

Alkyl groups, whether alone or as part of another group are straight chained and fully saturated.

Suitably R¹ is a C₃₋₅ alkyl optionally substituted by one or more fluorine atoms. Preferably

20 R¹ is C₃₋₅ alkyl optionally substituted on the terminal carbon by three fluorine atoms. More preferably R¹ is 3,3,3,-trifluoropropyl, butyl or propyl.

Suitably R² is phenyl or phenyl substituted by one or more fluorine atoms. Preferably R² is phenyl, 4-fluorophenyl or 3,4-difluorophenyl.

25

Suitably R is XOH where X is CH₂, OCH₂CH₂ or a bond.

SUBSTITUTE SHEET (RULE 26)

Preferably R is CH₂OH or OCH₂CH₂OH.

Particularly preferred compounds include:

- 5 [1*R*-[1 α ,2 α ,3 β (1*R**,2*S**),5 β]]-3-[7-[[2-(4-Fluorophenyl)cyclopropyl]amino]-5-[(3,3,3-trifluoropropyl)thio]-3*H*-1,2,3-triazolo[4,5-*d*]pyrimidin-3-yl]-5-(hydroxymethyl)-cyclopentane-1,2-diol;
- [1*R*-[1 α ,2 α ,3 β (1*R**,2*S**),5 β]]-3-[7-[[2-(3,4-Difluorophenyl)cyclopropyl]amino]-5-[(3,3,3-trifluoropropyl)thio]-3*H*-1,2,3-triazolo[4,5-*d*]pyrimidin-3-yl]-5-(hydroxymethyl)-cyclopentane-1,2-diol;
- 10 [1*S*-(1 α , 2 α , 3 β (1*S**,2*R**),5 β)]-3-[7-[[2-(3,4-Difluorophenyl)cyclopropyl]amino]-5-(propylthio)-3*H*-1,2,3-triazolo[4,5-*d*]pyrimidin-3-yl]-5-(2-hydroxyethoxy)-cyclopentane-1,2-diol;
- [1*R*-[1 α ,2 α ,3 β (1*R**,2*S**),5 β]]-3-[5-(Butylthio)-7-[[2-(3,4-difluorophenyl)cyclopropyl]amino]-3*H*-1,2,3-triazolo[4,5-*d*]pyrimidin-3-yl]-5-
- 15 (hydroxymethyl)-cyclopentane-1,2-diol;
- [1*S*-[1 α ,2 β ,3 β ,4 α (1*S**,2*R**)]]-4-[5-(Butylthio)-7-[[2-(4-fluorophenyl)cyclopropyl]amino]-3*H*-1,2,3-triazolo[4,5-*d*]pyrimidin-3-yl]-cyclopentane-1,2,3-triol;
- [1*S*-(1 α ,2 α ,3 β (1*S**,2*R**),5 β)]-3-[7-[[2-(3,4-Difluorophenyl)cyclopropyl]amino]-5-[(3,3,3-trifluoropropyl)thio]-3*H*-1,2,3-triazolo[4,5-*d*]pyrimidin-3-yl]-5-(2-hydroxyethoxy)-
- 20 cyclopentane-1,2-diol;
- [1*S*-[1 α ,2 α ,3 β ,5 β (1*S**,2*R**)]]-3-(2-Hydroxyethoxy)-5-[7-(2-phenylcyclopropyl)amino]-5-[(3,3,3-trifluoropropyl)thio]-3*H*-1,2,3-triazolo[4,5-*d*]pyrimidin-3-yl]-cyclopentane-1,2-diol
- [1*S*-[1 α ,2 β ,3 β ,4 α (1*S**, 2*R**)]]-4-[5-(Butylthio)-7-[[2-(3,4-difluorophenyl)cyclopropyl]amino]-3*H*-1,2,3-triazolo[4,5-*d*]pyrimidin-3-yl]cyclopentane-
- 25 1,2,3-triol;
- [1*S*-[1 α ,2 α ,3 β (1*S**,2*R**),5 β]]-3-[5-(Butylthio)-7-[(2-phenylcyclopropyl)amino]-3*H*-1,2,3-triazolo[4,5-*d*]pyrimidin-3-yl]-5-(2-hydroxyethoxy)-cyclopentane-1,2-diol;

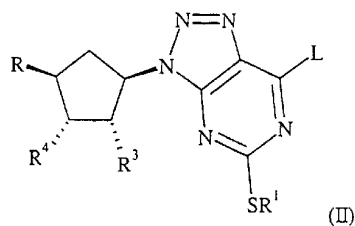
and pharmaceutically acceptable salts or solvates thereof, or solvates of such salts.

30

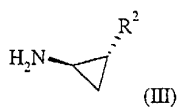
SUBSTITUTE SHEET (RULE 26)

According to the invention there is further provided a process for the preparation of a compound of formula (I) which comprises:

(a) reacting a compound of formula (II):



where R, R¹, R³ and R⁴ are as defined in formula (I), or are protected derivatives thereof, or R³ and R⁴ together form a bond in the 5-membered ring, or R is CH₂CH₂OR', where R' is C₁₋₆ alkyl or benzyl, and L is a leaving group such as halogen or SR, with a compound of formula (III):



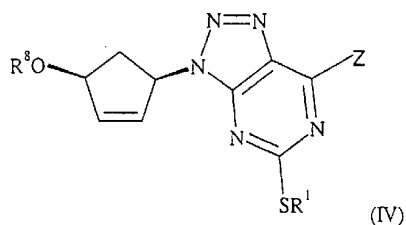
where R² is as defined in formula (I), or is a protected derivative thereof.

or where X is a bond:

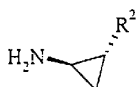
(b) hydroxylation of a compound of formula (IV):

SUBSTITUTE SHEET (RULE 26)

6



where R^1 is defined in formula (I) and R^8 is H or $\text{CH}_2\text{CH}_2\text{OP}^3$ where P^3 is H or a protecting
 5 group or R^8 is $\text{CH}_2\text{COOR}'$ where R' is C_{1-6} alkyl or benzyl, and Z is NH_2 or



where R^2 is defined in formula (I).

and for both (a) and (b) optionally thereafter and in any order:

- 15 converting one or more functional groups into further functional groups;
 removing any protecting groups;
 forming a pharmaceutically acceptable salt or solvate, or a solvate of such a salt.

20 Compounds of formula (II) can be reacted with amines of formula (III) in the presence of a
 base, such as a tertiary organic amine, in an inert solvent, such as dichloromethane, at
 ambient or elevated temperature. Other suitable bases include inorganic bases such as
 potassium carbonate.

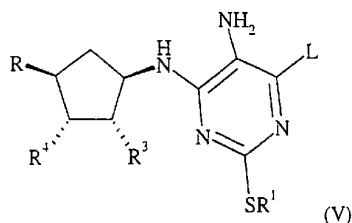
The hydroxy groups R^3 and R^4 can be protected as groups OP^1 and OP^2 where P^1 and P^2 are
 25 protecting groups. Examples of suitable protecting groups in compounds of formula (II) are
 C_{1-6} alkyl (preferably methyl), benzyl, $(\text{C}_{1-6}\text{alkyl})_3\text{Si}$ (preferably *t*-butyldimethylsilyl), and a
 $\text{C}(\text{O})\text{C}_{1-6}\text{alkyl}$ group such as acetyl. Preferably the two groups P^1 and P^2 together with the
 atoms to which they are attached form an alkylidene ring such as a methylenide or
 isopropylidene ring. Alternatively P^1 and P^2 can form an alkoxymethylidene ring such as
 30 ethoxymethylidene.

SUBSTITUTE SHEET (RULE 26)

Protecting groups can be added and removed using known reaction conditions. The use of protecting groups is fully described in 'Protective Groups in Organic Chemistry', edited by J W F McOmie, Plenum Press (1973), and 'Protective Groups in Organic Synthesis', 2nd edition, T W Greene & P G M Wutz, Wiley-Interscience (1991).

Ester protecting groups can be removed by basic hydrolysis, for example by using a metal hydroxide, preferably an alkali metal hydroxide, such as sodium hydroxide or lithium hydroxide, or quaternary ammonium hydroxide in a solvent, such as aqueous ethanol or aqueous tetrahydrofuran, at a temperature of from 10° to 100°C, preferably the temperature is around room temperature; or by acidic hydrolysis using a mineral acid such as HCl or a strong organic acid such as trichloroacetic acid in a solvent such as aqueous 1,4-dioxane. Trialkylsilyl protecting groups can be removed by the use of, for example, a fluoride ion source, for example tetra-n-butylammonium fluoride or hydrogen fluoride. When one or both of P¹ and P² are C₁₋₆ alkyl, deprotection can be achieved using boron tribromide. Benzyl groups can be removed by hydrogenolysis using a transition metal catalyst, for example palladium on charcoal, under an atmosphere of hydrogen, at a pressure of from 1 to 5 bar, in a solvent, such as acetic acid.

A compound of formula (II) can be prepared by diazotising a compound of formula (V):

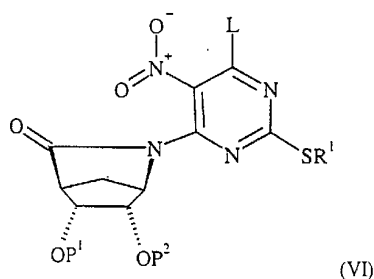


wherein R¹ is as defined in formula (I), and R is as defined in formula (I), or is a protected derivative thereof, or is OCH₂CO₂R', where R' is C₁₋₆ alkyl or benzyl, and L is as defined

SUBSTITUTE SHEET (RULE 26)

above and R^3 and R^4 are as defined in formula (I) or are protected derivatives thereof or R^3 and R^4 together form a bond in the 5-membered ring, with a metal nitrite, for example an alkali metal nitrite, especially sodium nitrite in dilute aqueous acid, for example 2M HCl, or with a C_{1-6} -alkyl nitrite, in an inert solvent, at a temperature of from about -20 to about 100°C. Preferred conditions are isoamyl nitrite in acetonitrile at about 80°C.

A compound of formula (V) wherein R is CH_2OH , R^3 and R^4 are hydroxyl or protected derivatives thereof and L is as defined above, can be prepared by reducing a compound of formula (VI):



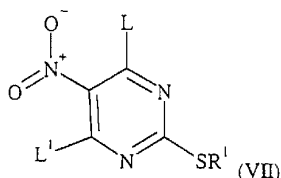
wherein R^1 , L, P^1 and P^2 are as defined above.

The reduction of the nitro group can be carried out for example by using hydrogenation with a transition metal catalyst at a temperature around room temperature, for example palladium on charcoal under an atmosphere of hydrogen, preferably at a pressure from 1 to 5 atmospheres, in a solvent, for example ethanol, or by using iron in an acidic solvent such as acetic acid at a temperature of about 100°C.

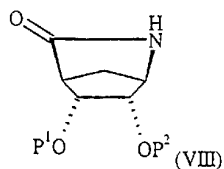
Reduction of the lactam can be carried out using complex metal hydrides such as lithium aluminium hydride in a solvent such as ether or preferably, by using sodium borohydride in a suitable solvent such as methanol.

SUBSTITUTE SHEET (RULE 26)

A compound of formula (VI) can be prepared by reacting a compound of formula (VII):



- 5 wherein L and R¹ are as defined above and L¹ is a leaving group, for example a halogen atom, wherein L and L¹ are preferably the same, with a compound of formula (VIII):



- 10 wherein P¹ and P² are as defined above, in the presence of a base such as C₁₋₆-alkyl-M or MH wherein M is a metal ion, for example n-butyl lithium, in an inert solvent, such as tetrahydrofuran, at a temperature of from about -10 to about 100°C. Preferably sodium hydride is used in tetrahydrofuran at room temperature.
- 15 One or more functional groups can be converted into further functional groups using standard chemistry. A compound where X is a bond can be converted to a compound where X is O(CH₂)₂ by treatment with base followed by LY where L is a leaving group and Y is (CH₂)₂OH or a protected version thereof or Y is CH₂COOR' where R' is C₁₋₆ alkyl or benzyl. A compound where R is CH₂CH₂OR' may be converted into a compound where R
- 20 is O(CH₂)₂OH by reduction, for example using DIBAL-H[®]. The group SR¹ can be interconverted by oxidation of the sulfur, for example using oxone[™] or mCBPA, followed by treatment with a compound R''-SM where R'' is a different R¹ group and M is a metal such as sodium. Alternatively the product of the sulfur oxidation may be treated with MSH

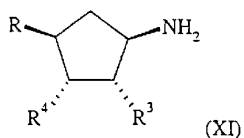
SUBSTITUTE SHEET (RULE 26)

where M is a metal such as sodium, followed by treatment with a base and R^1X where R^1 is a different R^1 group and X is a leaving group. Suitable bases include *N,N*-diisopropylethylamine.

- 5 A compound of formula (II) where R, R^1 , R^3 , and R^4 are as defined in formula (I) or are protected derivatives thereof, or R^3 and R^4 together form a bond in the 5-membered ring, or R is $OCH_2CO_2R^1$ where R^1 is C_{1-6} alkyl or benzyl, and L is a leaving group such as halogen, may be converted into a compound of formula (II) where R, R^1 , R^3 , and R^4 are defined above and L is NH_2 by treatment with a diazotizing agent in the presence of a halogenating agent, preferably isoamyl-nitrite and carbon tetrabromide.

- 15 A compound of formula (II) where R, R^1 , R^3 , and R^4 are defined above and L is NH_2 may be prepared by treating a compound of formula (II) where R, R^1 , R^3 , and R^4 are as defined above and L is a leaving group such as halogen, with ammonia in a solvent such as methanol.

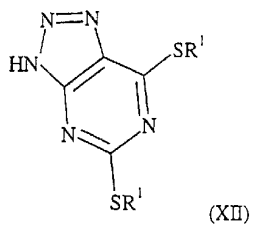
Compounds of formula (V) can also be prepared by treating a compound of formula (XI)



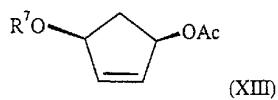
- 20 where R, R^3 and R^4 are as defined in formula (I) or are protected derivatives thereof or R is $OCH_2CO_2R^1$ where R^1 is C_{1-6} alkyl or benzyl, or R^3 and R^4 together form a bond in the 5-membered ring, with a compound of formula (VII) as defined above, followed by reduction of the nitro group. The reaction is carried out in an inert solvent such as dichloromethane or 1,4-dioxane, in the presence of a non-nucleophilic base, such as *N,N*-diisopropylamine, at a temperature of about $-20^\circ C$ to about $150^\circ C$, preferably at ambient temperature.

SUBSTITUTE SHEET (RULE 26)

Compounds of formula (II) where R is as defined in formula (I), R³ and R⁴ together form a bond in the 5-membered ring, and L is SR¹, or a protected derivative thereof, can be prepared by reacting a compound of formula (XII):



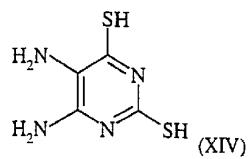
where R¹ groups are as defined in formula (I),
with a compound of formula (XIII):



in which R⁷ is H or a protected derivative thereof. The reaction can be carried out in the presence of a suitable transition metal complex, preferably tetrakis(triphenylphosphine) palladium(0).

15

Compounds of formula (XII) can be prepared from compounds of formula (XIV):



SUBSTITUTE SHEET (RULE 26)

by reacting with a compound R^1X where R^1 is as defined in formula (I) and X is a leaving group such as halo, followed by cyclisation.

Compounds of formula (XI) where R is OH or a protected version thereof and R^3 and R^4 are as defined in formula (I) or are protected derivatives thereof may be prepared from compounds of formula (XIII) where R^7 is H or a protecting group by treatment with a bisester of imidodicarbamic acid using palladium catalysis followed by hydroxylation of the double bond, and optionally, deprotection of the nitrogen. Preferably imidodicarbamic acid, bis-(1,1-dimethylethyl)ester and tetrakis(triphenylphosphine) palladium(0) are used followed by osmium tetroxide and deprotection using hydrochloric acid in methanol.

Compounds of formula (XI), where R is OCH_2CO_2R' where R' is C_{1-6} alkyl and R^3 and R^4 together form a bond in the 5-membered ring, may be formed from compounds of formula (XIII), where R^7 is H or a protecting group, by treatment with an azide in the presence of a palladium catalyst, followed by reduction of the azide and alkylation of the alcohol as described previously.

Compounds of formula (XI) where R is OCH_2CH_2OH and R^3 and R^4 are as defined in formula (I) or are protected derivatives thereof may be prepared from compounds of formula (XI) where R is OH and R^3 and R^4 are as defined in formula (I) or are protected derivatives thereof, by protection of the nitrogen, alkylation of the alcohol using a 2-haloacetic acid ester, followed by reduction of the ester and deprotection of the nitrogen. We prefer protection of the nitrogen as a carbobenzyloxy derivative using benzyl chloroformate followed by alkylation of the alcohol using ethyl bromoacetate and potassium t-butoxide, reduction of the ester using lithium borohydride in tetrahydrofuran and deprotection of the nitrogen by hydrogenation in the presence of palladium on carbon. In addition we prefer the case where the alcohols R^3 and R^4 are protected as an isopropylidene ring.

The amines of formula (III) can be prepared using procedures described in H Nishiyama *et al*, Bull. Chem. Soc., Jpn., 1995, 68, 1247, P. Newman, Optical Resolution Procedures for Chemical Compounds, Vol. 1, Amines and Related Compounds; Optical Resolution and

SUBSTITUTE SHEET (RULE 26)

Information Centre: Manhattan College, Riverdale, NY, 1978, p120, J. Vallgarda *et al*, J. Chem. Soc. Perkin 1, 1994, 461 or in International Patent Application WO 9905143.

All novel intermediates form a further aspect of the invention.

5
Salts of the compounds of formula (I) may be formed by reacting the free acid, or a salt thereof, or the free base, or a salt or a derivative thereof, with one or more equivalents of the appropriate base (for example ammonium hydroxide optionally substituted by C₁₋₆-alkyl or an alkali metal or alkaline earth metal hydroxide) or acid (for example a
10 hydrohalic (especially HCl), sulphuric, oxalic or phosphoric acid). The reaction may be carried out in a solvent or medium in which the salt is insoluble or in a solvent in which the salt is soluble, e.g. water, ethanol, tetrahydrofuran or diethyl ether, which may be removed *in vacuo*, or by freeze drying. The reaction may also be a metathetical process or it may be carried out on an ion exchange resin. The non-toxic physiologically acceptable salts are
15 preferred, although other salts may be useful, e.g. in isolating or purifying the product.

The compounds of the invention act as P_{2T} (P_{2Y}_{ADP} or P_{2T}_{AC}) receptor antagonists. Accordingly, the compounds are useful in therapy, including combination therapy, particularly they are indicated for use as: inhibitors of platelet activation, aggregation and
20 degranulation, promoters of platelet disaggregation, anti-thrombotic agents or in the treatment or prophylaxis of unstable angina, primary arterial thrombotic complications of atherosclerosis such as thrombotic or embolic stroke, transient ischaemic attacks, peripheral vascular disease, myocardial infarction with or without thrombolysis, arterial complications due to interventions in atherosclerotic disease such as angioplasty, including
25 coronary angioplasty (PTCA), endarterectomy, stent placement, coronary and other vascular graft surgery, thrombotic complications of surgical or mechanical damage such as tissue salvage following accidental or surgical trauma, reconstructive surgery including skin and muscle flaps, conditions with a diffuse thrombotic/platelet consumption component such as disseminated intravascular coagulation, thrombotic thrombocytopenic
30 purpura, haemolytic uraemic syndrome, thrombotic complications of septicaemia, adult respiratory distress syndrome, anti-phospholipid syndrome, heparin-induced

SUBSTITUTE SHEET (RULE 26)

thrombocytopaenia and pre-eclampsia/eclampsia, or venous thrombosis such as deep vein thrombosis, venoocclusive disease, haematological conditions such as myeloproliferative disease, including thrombocythaemia, sickle cell disease; or in the prevention of mechanically-induced platelet activation *in vivo*, such as cardio-pulmonary bypass and
5 extracorporeal membrane oxygenation (prevention of microthromboembolism), mechanically-induced platelet activation *in vitro*, such as use in the preservation of blood products, e.g. platelet concentrates, or shunt occlusion such as in renal dialysis and plasmapheresis, thrombosis secondary to vascular damage/inflammation such as vasculitis, arteritis, glomerulonephritis, inflammatory bowel disease and organ graft rejection,
10 conditions such as migraine, Raynaud's phenomenon, conditions in which platelets can contribute to the underlying inflammatory disease process in the vascular wall such as atheromatous plaque formation/progression, stenosis/restenosis and in other inflammatory conditions such as asthma, in which platelets and platelet-derived factors are implicated in the immunological disease process. Further indications include treatment of CNS disorders
15 and prevention of the growth and spread of tumours.

According to the invention there is further provided the use of a compound according to the invention as an active ingredient in the manufacture of a medicament for use in the treatment or prevention of the above disorders. In particular the compounds of the
20 invention are useful for treating myocardial infarction, thrombotic stroke, transient ischaemic attacks, peripheral vascular disease and stable and unstable angina, especially unstable angina. The invention also provides a method of treatment or prevention of the above disorders which comprises administering to a person suffering from or susceptible to such a disorder a therapeutically effective amount of a compound according to the
25 invention.

The compounds may be administered topically, e.g. to the lung and/or the airways, in the form of solutions, suspensions, HFA aerosols and dry powder formulations; or systemically, e.g. by oral administration in the form of tablets, pills, capsules, syrups,
30 powders or granules, or by parenteral administration in the form of sterile parenteral solutions or suspensions, by subcutaneous administration, or by rectal administration in the

SUBSTITUTE SHEET (RULE 26)

form of suppositories or transdermally.

The compounds of the invention may be administered on their own or as a pharmaceutical composition comprising the compound of the invention in combination with a
5 pharmaceutically acceptable diluent, adjuvant and/or carrier. Particularly preferred are compositions not containing material capable of causing an adverse, e.g. an allergic, reaction.

Dry powder formulations and pressurised HFA aerosols of the compounds of the invention
10 may be administered by oral or nasal inhalation. For inhalation the compound is desirably finely divided. The compounds of the invention may also be administered by means of a dry powder inhaler. The inhaler may be a single or a multi dose inhaler, and may be a breath actuated dry powder inhaler.

15 One possibility is to mix the finely divided compound with a carrier substance, e.g. a mono-, di- or polysaccharide, a sugar alcohol or another polyol. Suitable carriers include sugars and starch. Alternatively the finely divided compound may be coated by another substance. The powder mixture may also be dispensed into hard gelatine capsules, each containing the desired dose of the active compound.

20 Another possibility is to process the finely divided powder into spheres which break up during the inhalation procedure. This spheronized powder may be filled into the drug reservoir of a multidose inhaler, e.g. that known as the Turbuhaler[®] in which a dosing unit meters the desired dose which is then inhaled by the patient. With this system the active
25 compound with or without a carrier substance is delivered to the patient.

The pharmaceutical composition comprising the compound of the invention may conveniently be tablets, pills, capsules, syrups, powders or granules for oral administration; sterile parenteral or subcutaneous solutions, suspensions for parenteral administration or
30 suppositories for rectal administration.

SUBSTITUTE SHEET (RULE 26)

For oral administration the active compound may be admixed with an adjuvant or a carrier, e.g. lactose, saccharose, sorbitol, mannitol, starches such as potato starch, corn starch or amylopectin, cellulose derivatives, a binder such as gelatine or polyvinylpyrrolidone, and a lubricant such as magnesium stearate, calcium stearate, polyethylene glycol, waxes, paraffin, and the like, and then compressed into tablets. If coated tablets are required, the cores, prepared as described above, may be coated with a concentrated sugar solution which may contain e.g. gum arabic, gelatine, talcum, titanium dioxide, and the like. Alternatively, the tablet may be coated with a suitable polymer dissolved either in a readily volatile organic solvent or an aqueous solvent.

10

For the preparation of soft gelatine capsules, the compound may be admixed with e.g. a vegetable oil or polyethylene glycol. Hard gelatine capsules may contain granules of the compound using either the above mentioned excipients for tablets, e.g. lactose, saccharose, sorbitol, mannitol, starches, cellulose derivatives or gelatine. Also liquid or semisolid formulations of the drug may be filled into hard gelatine capsules.

15

Liquid preparations for oral application may be in the form of syrups or suspensions, for example solutions containing the compound, the balance being sugar and a mixture of ethanol, water, glycerol and propylene glycol. Optionally such liquid preparations may contain colouring agents, flavouring agents, saccharine and carboxymethylcellulose as a thickening agent or other excipients known to those skilled in art.

20

EXAMPLES

The invention is illustrated by the following non-limiting examples.

25

In the examples the NMR spectra were measured on a Varian Unity Inova 300 or 400 spectrometer and the MS spectra were measured as follows: EI spectra were obtained on a VG 70-250S or Finnigan Mat Incos-XL spectrometer, FAB spectra were obtained on a VG70-250SEQ spectrometer, ESI and APCI spectra were obtained on Finnigan Mat SSQ7000 or a Micromass Platform spectrometer. Preparative HPLC separations were

30

SUBSTITUTE SHEET (RULE 26)

generally performed using a Novapak[®], Bondapak[®] or Hypersil[®] column packed with BDSC-18 reverse phase silica. Flash chromatography (indicated in the Examples as (SiO₂)) was carried out using Fisher Matrix silica, 35-70 μm. For examples which showed the presence of rotamers in the proton NMR spectra only the chemical shifts of the major rotamer are quoted.

Example 1

[1*R*-[1α,2α,3β(1*R**,2*S**),5β]]-3-[7-[[2-(4-Fluorophenyl)cyclopropyl]amino]-5-[(3,3,3-trifluoropropyl)thio]-3*H*-1,2,3-triazolo[4,5-*d*]pyrimidin-3-yl]-5-(hydroxymethyl)-cyclopentane-1,2-diol

a) [3*aS*-[1(*E*),3α,6α,7aβ]]-1-[3-(4-Fluorophenyl)-1-oxo-2-propenyl]-hexahydro-8,8-dimethyl-3*H*-3*a*,6-methano-2,1-benzisothiazole-2,2-dioxide

A mixture of 3-(4-fluorophenyl)-2-propenoic acid (3.0g) and thionyl chloride (5.0ml) was stirred at 70°C for 1 hour, the reaction mixture was then concentrated under reduced pressure. The residue was azeotroped twice with dichloromethane then dissolved in toluene (10ml). To a suspension of sodium hydride (60% dispersion in oil; 0.99g) in toluene (40ml) was added a solution of [3*aS*-(3α,6α,7aβ)]-hexahydro-8,8-dimethyl-3*H*-3*a*,6-methano-2,1-benzisothiazole-2,2-dioxide (3.89g) in toluene (40ml) and the mixture stirred for 30 minutes. To the reaction mixture was then added the solution described above and the resulting suspension was stirred for 16 hours. Water (200ml) was added. the organics collected and the aqueous extracted into dichloromethane (3x100ml). The organics were combined, dried and concentrated. Recrystallisation (ethanol) gave the subtitle compound as colourless needles (5.92g).

MS (APCI) 364 (M+H⁺, 100%)

b) [3*aS*-[1(1*S**,2*S**),3α,6α,7aβ]]-1-[[2-(4-Fluorophenyl)cyclopropyl]carbonyl]-hexahydro-8,8-dimethyl-3*H*-3*a*,6-methano-2,1-benzisothiazole-2,2-dioxide

SUBSTITUTE SHEET (RULE 26)

A solution of diazomethane (2.9g) in ether (150ml) (prepared as described in Vogel's Textbook of Practical Organic Chemistry, Fifth Edition, Longman Scientific and Technical, p432) was added to a solution of the product of step a) (5.90g) and palladium(II) acetate (18mg) in dichloromethane (350ml) at 0°C and the reaction mixture stirred at 0°C for 5 hours. Acetic acid (5ml) was added and the reaction mixture was then washed with saturated sodium bicarbonate solution (200ml) and the organics filtered through a plug of silica. After concentrating *in vacuo*, the residue was recrystallised (ethanol) to give the subtitle compound as colourless needles (3.81g).

10 MS (APCI) 378 (M+H⁺, 100%)

c) (1*R*-*trans*)-2-(4-Fluorophenyl)-cyclopropanecarboxylic acid

A suspension of the product from step b) (3.74g) and lithium hydroxide monohydrate (4.11g) in tetrahydrofuran (100ml)/ water (3ml) was stirred at 50°C for 24 hours. The reaction mixture was concentrated *in vacuo*, and the residue dissolved in water (100ml), acidified with 2N HCl and extracted into dichloromethane (3x75ml). The organics were dried and concentrated. Purification (SiO₂, isohexane:diethylether 2:1 as eluant) gave the subtitle compound as a colourless solid (1.78g).

20 MS (APCI) 179 (M-H⁺, 100%)

d) (1*R*-*trans*)-2-(4-Fluorophenyl)cyclopropanamine, [*R*-(*R*^{*},*R*^{*})]-2,3-dihydroxybutanedioate (1:1)

25 To a solution of the product from step c) (1.78g) and triethylamine (2.7ml) in acetone /water (10:1, 23ml) at 0 °C was added ethyl chloroformate (2.0ml) over 5 min. The solution was maintained at 0 °C for 30 minutes before addition of sodium azide (1.52g) in water (6ml). After a further hour, water (350ml) was added and the reaction mixture extracted with toluene (3x100ml). The organic extracts were combined and dried, then heated at reflux for 2 hours behind a blast screen. After cooling the solution, 6N HCl

30

SUBSTITUTE SHEET (RULE 26)

(50ml) was added and the mixture heated at reflux for 3 hours. Water (150ml) was added and the aqueous phase basified with 2N NaOH (aq), then extracted into dichloromethane (3x100ml). The organic phase was dried and concentrated. The amine was dissolved in ethanol (5ml) and a solution of L-tartaric acid (1.48g) in ethanol (20ml) was added. After 20 minutes the solid was collected affording the subtitle compound as colourless needles (1.12g).

NMR δ H (d_6 -DMSO) 1.07-1.39 (1H, m), 1.22-1.29 (1H, m), 2.16-2.23 (1H, m), 2.64-2.70 (1H,m), 3.95 (2H, s), 7.06-7.19 (4H, m)

e) [3aR-[3 α ,4 α ,6 α (1R*,2S*),6 α]]-6-[7-[[2-(4-Fluorophenyl)cyclopropyl]amino]-5-(propylthio)-3H-1,2,3-triazolo[4,5-d]pyrimidin-3-yl]-tetrahydro-2,2-dimethyl-4H-cyclopenta-1,3-dioxole-4-methanol

15 *N,N*-Diisopropylethylamine (1.29g) was added to a solution of [3aR-(3 α ,4 α ,6 α)]-6-[7-chloro-5-(propylthio)-3H-1,2,3-triazolo[4,5-d]pyrimidin-3-yl]-tetrahydro-2,2-dimethyl-4H-cyclopenta-1,3-dioxole-4-methanol (prepared as described in International Patent Application WO 9703084) (1.0g) and the product of step d) (0.75g) in dichloromethane (25ml). The reaction mixture was stirred at room temperature for 3 hours, then washed 20 with water, dried and evaporated. The residue was purified (SiO₂, ethyl acetate:isohexane 1:1 as eluent) to afford the subtitle compound (1.25g).

MS (APCI) 515 (M+H⁺, 100%)

25 f) [3aR-[3 α ,4 α ,6 α (1R*,2S*),6 α]]-6-[7-[[2-(4-Fluorophenyl)cyclopropyl]amino]-5-(propylsulphonyl)-3H-1,2,3-triazolo[4,5-d]pyrimidin-3-yl]-tetrahydro-2,2-dimethyl-4H-cyclopenta-1,3-dioxole-4-methanol

30 3-Chloroperoxybenzoic acid (70%, 1.8g) was added to a suspension of the product of step e) (1.25g) in ethanol (25ml) and the resulting solution stirred at room temperature for 2 hours. The reaction mixture was concentrated and the residue taken up in ethyl acetate

SUBSTITUTE SHEET (RULE 26)

(500ml), washed with 10% aqueous sodium metabisulfite solution (2 x 100ml) and 10% aqueous sodium bicarbonate solution (2x100ml) then dried and concentrated to afford the subtitle compound (1.4g).

5 MS (APCI) 547 (M+H⁺, 100%)

g) [[3aR-[3aα,4α,6α(1R*,2S*),6α]]-6-[7-[[2-(4-Fluorophenyl)cyclopropyl]amino]-5-[(3,3,3-trifluoropropyl)thio]-3H-1,2,3-triazolo[4,5-d]pyrimidin-3-yl)-tetrahydro-2,2-dimethyl-4H-cyclopenta-1,3-dioxole-4-methanol

10

Sodium hydrosulfide hydrate (1.4g) was added to a solution of the product of step f) (1.4g) in dimethyl sulphoxide (20ml) and the solution stirred at room temperature for 1.5 hours. Brine (150ml) was added and the mixture acidified with acetic acid then extracted with ethyl acetate (3x100ml). The organic phase was dried and concentrated and the residue azeotroped with toluene (3x100ml). The residue was dissolved in *N,N*-dimethylformamide (20ml) then *N,N*-diisopropylethylamine (0.33g) and 3,3,3-trifluoropropylbromide (0.48g) added. After stirring at 50°C for 30 minutes the reaction mixture was diluted with ethyl acetate (100ml) then washed with aqueous brine (3x100ml), dried and concentrated then the residue purified (SiO₂, isohexane:ethyl acetate 1:1 as eluant) to afford the subtitle compound (1.4g).

15
20

MS (APCI) 569 (M+H⁺, 100%)

h) [1R-[1α,2α,3β(1R*,2S*),5β]]-3-[7-[[2-(4-Fluorophenyl)cyclopropyl]amino]-5-[(3,3,3-trifluoropropyl)thio]-3H-1,2,3-triazolo[4,5-d]pyrimidin-3-yl]-5-(hydroxymethyl)-cyclopentane-1,2-diol

25

A solution of the product from step g) (1.4g) in trifluoroacetic acid (10ml) and water (2ml) was stirred at room temperature for 1 hour. The reaction mixture was diluted with ethyl acetate (400ml) then washed with sodium bicarbonate solution (400ml), dried and

30

SUBSTITUTE SHEET (RULE 26)

evaporated. The residue was purified (SiO₂, methanol:chloroform 3:47 as eluant) to afford the title compound (0.44g).

MS (APCI) 529 (M+H⁺, 100%)

NMR δH (d₆-DMSO) 9.42 (1H, d), 7.27-7.22 (2H, m), 7.14-7.08 (2H, m), 5.01-4.95 (2H, m), 4.73-4.70 (2H, m), 4.44-4.41 (1H, m), 3.87-3.84 (1H, m), 3.50-3.45 (2H, m), 3.26-3.13 (3H, m), 2.60-2.55 (1H, m), 2.28-2.20 (2H, m), 2.10-2.06 (1H, m), 1.90-1.80 (1H, m), 1.49-1.46 (1H, m), 1.33-1.30 (1H, m).

Example 2

[1*R*-[1α,2α,3β(1*R**,2*S**),5β]]-3-[7-[[2-(3,4-Difluorophenyl)cyclopropyl]amino]-5-[(3,3,3-trifluoropropyl)thio]-3*H*-1,2,3-triazolo[4,5-*d*]pyrimidin-3-yl]-5-(hydroxymethyl)-cyclopentane-1,2-diol

a) [3*aS*-[1(*E*),3α,6α,7αβ]]-1-[3-(3,4-Difluorophenyl)-1-oxo-2-propenyl]-hexahydro-8,8-dimethyl-3*H*-3*a*,6-methano-2,1-benzisothiazole-2,2-dioxide

The subtitle compound was prepared according to the method of Example 1, step a) using 3-(3,4-difluorophenyl)-2-propenoic acid.

MS (APCI) 382 (M+H⁺, 100%)

b) [3*aS*-[1(1*S**,2*S**),3α,6α,7αβ]]-1-[[2-(3,4-Difluorophenyl)cyclopropyl]carbonyl]-hexahydro-8,8-dimethyl-3*H*-3*a*,6-methano-2,1-benzisothiazole-2,2-dioxide

The subtitle compound was prepared according to the method of Example 1, step b) using the product of step a).

MS (APCI) 396 (M+H⁺, 100%)

SUBSTITUTE SHEET (RULE 26)

c)(1*R*-trans)-2-(3,4-Difluorophenyl)-cyclopropane carboxylic acid

The subtitle compound was prepared according to the method of Example 1, step c) using the product of step b).

5

NMR δ H (CDCl₃) 7.06 (1H, dt, $J=10.0$, $J=8.5$ Hz), 6.93-6.80 (2H, m), 2.58-2.52 (1H, m), 1.88-1.82 (1H, m), 1.66 (1H, dt, $J=9.2$, $J=5.2$ Hz), 1.34 (1H, ddd, $J=8.5$, $J=6.5$, $J=4.8$ Hz).

d)(1*R*-trans)-2-(3,4-Difluorophenyl)cyclopropanamine, [*R*-(*R,*R**)]-2,3-dihydroxybutanedioate (1:1)**

10

The subtitle compound was prepared according to the method of Example 1, step d) using the product of step c).

15 MS (APCI) 170 (M+H⁺, 100%)**e)[3*aR*-(3*α*,4*α*,6*α*(1*R**,2*S**),6*α*)]-6-[7-[[2-(3,4-Difluorophenyl)cyclopropyl]amino]-5-[(3,3,3-trifluoropropyl)thio]-3*H*-1,2,3-triazolo[4,5-*d*]pyrimidin-3-yl]-tetrahydro-2,2-dimethyl-4*H*-cyclopenta-1,3-dioxole-4-methanol**

20

Isoamyl nitrite (5.1 ml) was added to a solution of [3*aR*-(3*α*,4*α*,6*α*,6*α*)]-6-[[5-amino-6-Chloro-2-[(3,3,3-trifluoropropyl)thio]-4-pyrimidinyl]-amino]-tetrahydro-2,2-dimethyl-4*H*-cyclopenta-1,3-dioxole-4-methanol (prepared as described in International Patent Application WO 9703084) (8.1 g) in acetonitrile (1000ml) and the solution heated at 70°C for 1 hour. The cooled reaction mixture was concentrated and purified (SiO₂, dichloromethane:ethyl acetate 4:1 as eluant) to afford an intermediate which was converted to the subtitle compound by the method of example 1, step e) using the product of step d).

25

30 MS (APCI) 587 (M+H⁺, 100%)**SUBSTITUTE SHEET (RULE 26)**

f) [1*R*-[1 α ,2 α ,3 β (1*R**,2*S**),5 β]]-3-[7-[[2-(3,4-Difluorophenyl)cyclopropyl]amino]-5-[(3,3,3-trifluoropropyl)thio]-3*H*-1,2,3-triazolo[4,5-*d*]pyrimidin-3-yl]-5-(hydroxymethyl)-cyclopentane-1,2-diol

5 Prepared according to the method of example 1, step h) using the product of step e).

MS (APCI) 547 (M+H⁺, 100%)

NMR δ H (d₆-DMSO) 9.43 (1H, d), 7.35-7.28 (2H, m), 7.14-7.02 (1H, m), 5.01-4.96 (2H, m), 4.72-4.69 (2H, m), 4.42 (1H, q), 3.87-3.84 (1H, m), 3.50-3.44 (2H, m), 3.25-3.12 (3H, m), 2.58-2.50 (2H, m), 2.28-2.21 (3H, m), 1.85-1.80 (1H, m), 1.52-1.50 (1H, m), 1.39-1.37 (1H, m).

Example 3

15 [1*S*-(1 α , 2 α , 3 β (1*S**,2*R**),5 β)]-3-[7-[2-(3,4-Difluorophenyl)cyclopropyl]amino]-5-(propylthio)-3*H*-1,2,3-triazolo[4,5-*d*]pyrimidin-3-yl)-5-(2-hydroxyethoxy)-cyclopentane-1,2-diol,

a) (1*S*-*cis*)-Bis(1,1-dimethylethyl)-4-hydroxy-2-cyclopentenylimidodicarbonate

20

To a suspension of ether washed sodium hydride (60% dispersion in oil: 0.31g) in tetrahydrofuran (30ml) was added imidodicarbonic acid bis-(1,1-dimethylethyl)ester (1.84g). The mixture was stirred at 40°C for 1 hour. To the mixture, at ambient temperature, was then added (1*S*-*cis*)-4-acetoxy-2-cyclopenten-1-ol (0.5g) and 25 tetrakis(triphenylphosphine)palladium(0) (0.18g). The reaction mixture was stirred for 24 hours then purified (SiO₂, ethyl acetate: hexane 1:9 as eluant) to give the subtitle compound as a colourless solid (0.90g).

NMR δ H (d₆-DMSO) 1.43 (18H, s), 1.61 (1H, ddd, *J*=12.3, 7.7, 6.4 Hz), 2.54 (1H, dt, *J*=12.6, 7.4 Hz), 4.51-4.57 (1H, m), 4.86 (1H, tq, *J*=8.0, 1.8 Hz), 4.91 (1H, d, *J*=5.4 Hz), 5.71-5.77 (2H, m).

30

SUBSTITUTE SHEET (RULE 26)

b) [1*R*-(1 α ,2 β ,3 β ,4 α)]-2,3,4-Trihydroxy-cyclopentenylimidodicarbonic acid, bis(1,1-dimethylethyl) ester

5 To a solution of the product of step a) (17.1g) in tetrahydrofuran (500ml)/water (50ml) was added *N*-methylmorpholine-*N*-oxide (9.4g) followed by osmium tetroxide (10ml, 2.5% solution in *t*-butanol). The mixture was stirred at room temperature for 4 days then treated with sodium hydrosulphite (6.0g). The suspension was filtered through celite and the product purified (SiO₂, ethyl acetate: hexane 1:1 as eluant) to afford the subtitle compound
10 (19.1g).

NMR δ H (d₆-DMSO) 1.44 (18H, s), 1.46-1.60 (1H, m), 1.97-2.05 (1H, m), 3.55-3.58 (1H, m), 3.66-3.73 (1H, m), 4.11-4.21 (2H, m), 4.54 (1H, d, *J*=4.8 Hz), 4.56 (1H, d, *J*=5.9 Hz), 4.82 (1H, d, *J*=4.6 Hz)

15

c) [3*aR*-(3 α ,4 α ,6 α ,6 α)]-6-Amino-tetrahydro-2,2-dimethyl-4*H*-cyclopenta-1,3-dioxol-4-ol, hydrochloride

The product from step b) (17.4g) in 6M HCl (100ml)/methanol (500ml) was stirred for 18
20 hours. The mixture was evaporated and then azeotroped with toluene (4 x 200ml) to give a colourless powder (8.7g). This solid was suspended in acetone (250ml) containing 2,2-dimethoxypropane (25ml) and cHCl (0.2ml) then heated under reflux for 2 hours. The mixture was cooled, evaporated and azeotroped with toluene (3 x 200ml). The residue was dissolved in 20% aqueous acetic acid and stirred for 2 hours. The mixture was evaporated
25 and azeotroped with toluene (4 x 200ml) to afford the subtitle compound (10.1g).

MS (APCI) 174 (M+H⁺, 100%)

d) [3*aR*-(3 α ,4 α ,6 α ,6 α)]-6-[[6-Chloro-5-nitro-2-(propylthio)-pyrimidin-4-yl]amino]-
30 tetrahydro-2,2-dimethyl-4*H*-cyclopenta-1,3-dioxol-4-ol

SUBSTITUTE SHEET (RULE 26)

A solution of the product from step c) (10.0g) and *N,N*-diisopropylethylamine (35ml) in tetrahydrofuran (600ml) was stirred for 1 hour. The mixture was filtered and the solution was added over 1 hour to a solution of 4,6-dichloro-5-nitro-2-(propylthio)-pyrimidine (prepared as described in International Patent Application WO 9703084) (25.6g) in tetrahydrofuran (1000ml) and stirred for a further 2 hours. The solvent volume was reduced *in vacuo* and ethyl acetate was added (1000ml). The mixture was washed with water and the organic layers were dried, evaporated and purified (SiO₂, isohexane-ethyl acetate as eluant) to afford the subtitle compound (14.2g).

10 MS (APCI) 405 (M+H⁺, 100%)

e) [3a*R*-(3α,4α,6α,6α)]-6-[[5-Amino-6-Chloro-2-(propylthio)-pyrimidin-4-yl]amino]-tetrahydro-2,2-dimethyl-4*H*-cyclopenta-1,3-dioxol-4-ol

15 Iron powder (3.0g) was added to a stirred solution of the product of step d) (2.7g) in acetic acid (100ml). The reaction mixture was stirred at room temperature for 2 hours, concentrated to half volume, diluted with ethyl acetate and washed with water. The organic phase was dried and concentrated to afford the subtitle compound (2.0g).

20 MS (APCI) 375 (M+H⁺, 100%)

f) [3a*R*-(3α,4α,6α,6α)]-6-[7-Chloro-5-(propylthio)-3*H*-1,2,3-triazolo[4,5-*d*]-pyrimidin-3-yl]-tetrahydro-2,2-dimethyl-4*H*-cyclopenta-1,3-dioxol-4-ol

25 Isoamyl nitrite (1.1ml) was added to a solution of the product of step e) (2.0g) in acetonitrile (100ml) and the solution heated at 70°C for 1 hour. The cooled reaction mixture was concentrated and purified (SiO₂, ethyl acetate:isohexane 1:3 as eluant) to afford the subtitle compound (1.9g).

30 MS (APCI) 386 (M+H⁺, 100%)

SUBSTITUTE SHEET (RULE 26)

g) [3aR-(3α,4α,6α,6aα)]-6-[7-Amino-5-(propylthio)-3H-1,2,3-triazolo[4,5-d]-pyrimidin-3-yl]-tetrahydro-2,2-dimethyl-4H-cyclopenta-1,3-dioxol-4-ol

The product of step f) (13.2g) in tetrahydrofuran (200ml) containing 0.88 ammonia (5ml) was stirred for 2 hours then concentrated to dryness and the residue partitioned between water and ethyl acetate. The organics were dried and then concentrated to afford the subtitle compound (12.5g).

MS (APCI) 367 (M+H⁺, 100%).

h) [3aR-(3α,4α,6α,6aα)]-[[6-[7-Amino-5-(propylthio)-3H-1,2,3-triazolo[4,5-d]-pyrimidin-3-yl]-tetrahydro-2,2-dimethyl-4H-cyclopenta-1,3-dioxol-4-ol]oxy]acetic acid, methyl ester

To a solution of the product of step g) (0.50g) in tetrahydrofuran (25ml) at 0°C, was added butyllithium (0.62ml of 2.5N in hexanes). After 20 minutes, the suspension was treated with a solution of trifluoromethanesulfonyloxy-acetic acid methyl ester (0.34g) (prepared according to the method of Biton, Tetrahedron, 1995, 51, 10513) in tetrahydrofuran (10ml). The resulting solution was allowed to warm to room temperature then concentrated and purified (SiO₂, ethyl acetate: hexane 4:6 as eluant) to afford the subtitle compound (0.25g).

MS (APCI) 439 (M+H⁺, 100%).

i) [3aR-(3α,4α,6α,6aα)]-[[6-[7-Bromo-5-(propylthio)-3H-1,2,3-triazolo[4,5-d]-pyrimidin-3-yl]-tetrahydro-2,2-dimethyl-4H-cyclopenta-1,3-dioxol-4-ol]oxy]acetic acid, methyl ester

The product from step h) (1.1g) and isoamylnitrite (2.4ml) in bromoform (30ml) was heated at 80°C for 30 minutes. The cooled reaction mixture was purified (SiO₂, ethyl acetate:isohexane 1:4 as eluant) to afford the subtitle compound (0.44g).

SUBSTITUTE SHEET (RULE 26)

MS (APCI) 502/4 (M+H⁺), 504 (100%).

j) [3aR-[3aα,4α,6α(1R*,2S*),6aα]]-[6-[7-[[2-(3,4-Difluorophenyl)cyclopropyl]amino]-5-(propylthio)-3H-1,2,3-triazolo[4,5-d]-pyrimidin-3-yl]-tetrahydro-2,2-dimethyl-4H-cyclopenta-1,3-dioxol-4-yl]oxy]acetic acid, methyl ester

To a mixture of the products from step i) (0.80g) and Example 2, step d) (0.61g) in dichloromethane (25ml) was added *N,N*-diisopropylethylamine (0.85ml). The resulting solution was stirred at room temperature for 16 hours then concentrated *in vacuo*.

Purification (SiO₂, isohexane:ethylacetate 3:1 as eluant) gave the subtitle compound as a colourless foam (0.77g).

MS (APCI) 591 (M+H⁺, 100%)

k) [3aR-[3aα,4α,6α(1R*,2S*),6aα]]-2-[6-[7-[[2-(3,4-Difluorophenyl)cyclopropyl]amino]-5-(propylthio)-3H-1,2,3-triazolo[4,5-d]pyrimidin-3-yl]-tetrahydro-2,2-dimethyl-4H-cyclopenta-1,3-dioxol-4-yl]oxy]-ethanol

DIBAL-H[®] (1.0M solution in hexanes, 5.15ml) was added to an ice-cooled solution of the product of step j) (0.76g) in tetrahydrofuran (1ml) and the solution stirred at this temperature for 2 hours. The reaction mixture was concentrated *in vacuo* and the residue was dissolved in ethyl acetate (75ml). A saturated aqueous solution of sodium potassium tartrate (75ml) was added and the mixture stirred vigorously for 16 hours. The organics were collected and the aqueous re-extracted with ethyl acetate (2x50 ml). The combined organics were dried and concentrated and the residue purified (SiO₂, isohexane:ethylacetate 1:1 as eluant) to give the subtitle compound (0.63g).

MS (APCI) 563 (M+H⁺, 100%)

SUBSTITUTE SHEET (RULE 26)

l) [1S-[1 α ,2 α ,3 β (1S*,2R*),5 β]]-3-[7-(2-(3,4-Difluorophenyl)cyclopropylamino)-5-(propylthio)-3H-1,2,3-triazolo[4,5-d]pyrimidin-3-yl)-5-(2-hydroxyethoxy)-cyclopentane-1,2-diol

5 Prepared according to the method of example 1, step h) using the product of step k).

MS (APCI) 523 (M+H⁺, 100%)

NMR δ H (d₆-DMSO) 8.95 (1H, d, J=3.3 Hz), 7.39-7.21 (2H, m), 7.10-7.00 (1H, m), 5.12
10 (1H, d, J=6.4 Hz), 5.05 (1H, d, J=3.6 Hz), 4.96 (1H, q, J=9.0 Hz), 4.62-4.54 (2H, m), 3.95
(1H, br s), 3.79-3.73 (1H, m), 3.55-3.47 (4H, m), 3.20-3.13 (1H, m), 2.98-2.81 (2H, m),
2.63 (1H, dt, J=13.6, 8.5 Hz), 2.29-2.21 and 2.16-2.09 (1H, m), 2.07-2.00 (1H, m), 1.73-
1.33 (4H, m), 0.99 (3H, t, J=7.4 Hz).

15 **Example 4**

[1R-[1 α ,2 α ,3 β (1R*,2S*),5 β]]-3-[5-(Butylthio)-7-[[2-(3,4-difluorophenyl)cyclopropyl]amino]-3H-1,2,3-triazolo[4,5-d]pyrimidin-3-yl]-5-(hydroxymethyl)-cyclopentane-1,2-diol

20 a) [3aR-(3 α ,4 α ,6 α ,6 α)]-6-[7-Amino-5-(propylthio)-3H-1,2,3-triazolo[4,5-d]pyrimidin-3-yl]-tetrahydro-2,2-dimethyl-4H-cyclopenta-1,3-dioxole-4-methanol

Prepared according to the method of Example 3, step g) using [3aR-(3 α ,4 α ,6 α ,6 α)]-6-[7-chloro-5-(propylthio)-3H-1,2,3-triazolo[4,5-d]pyrimidin-3-yl]-tetrahydro-2,2-dimethyl-4H-cyclopenta-1,3-dioxole-4-methanol (prepared as described in International Patent
25 Application WO 9703084). The crude product was purified (SiO₂, methanol:dichloromethane 1:19 as eluant) to give the subtitle compound.

MS (APCI) 381 (M+H⁺, 100%).

30

SUBSTITUTE SHEET (RULE 26)

b) [3aR-(3α,4α,6α,6α)]-6-[7-Amino-5-(propylsulfonyl)-3H-1,2,3-triazolo[4,5-d]pyrimidin-3-yl]-tetrahydro-2,2-dimethyl-4H-cyclopenta-1,3-dioxole-4-methanol

Prepared according to the method of example 1, step f) using the product of step a).

5 MS (APCI) 413 (M+H⁺, 100%).

c) [3aR-(3α,4α,6α,6α)]-6-[7-Amino-5-(butylthio)-3H-1,2,3-triazolo[4,5-d]pyrimidin-3-yl]-tetrahydro-2,2-dimethyl-4H-cyclopenta-1,3-dioxole-4-methanol

10 1-Butanethiol (2.38ml) in DMF (25ml) was added to a suspension of sodium hydride (60%, 1.09g) in DMF (50ml). After 1 hour a solution of the product of step b) (3.66g) in DMF (65ml) was added dropwise and the resulting mixture was stirred overnight. The reaction mixture was added slowly to saturated aqueous sodium bicarbonate (1000ml) and then
15 extracted into ethyl acetate (3 x 200ml). The organic phase was dried (MgSO₄) and concentrated *in vacuo* and the residue purified (SiO₂, methanol:dichloromethane 1:19 as eluant) to give the subtitle compound (3.32g).

MS (APCI) 395 (M+H⁺, 100%).

20 d) [3aR-(3α,4α,6α,6α)]-6-[7-Amino-5-(butylthio)-3H-1,2,3-triazolo[4,5-d]pyrimidin-3-yl]-tetrahydro-2,2-dimethyl-4H-cyclopenta-1,3-dioxole-4-methanol, acetate

25 To a solution of the product from step c) (3.3g) in dichloromethane (50ml), was added pyridine (2.7ml), 4-dimethylaminopyridine (0.4g) and acetic anhydride (2.0 ml). The mixture was stirred at room temperature overnight, concentrated *in-vacuo* and purified (SiO₂, diethyl ether:isohexane 3:2 as eluent) to give the subtitle compound (2.7g).

30 MS (APCI) 437 (M+H⁺, 100%).

SUBSTITUTE SHEET (RULE 26)

e) [3aR-(3α,4α,6α,6α)]-6-[7-Bromo-5-(butylthio)-3H-1,2,3-triazolo[4,5-d]pyrimidin-3-yl]-tetrahydro-2,2-dimethyl-4H-cyclopenta-1,3-dioxole-4-methanol, acetate

Prepared according to the method of example 3, step i) using the product of step d).

5

MS (APCI) 500/502 (M+H⁺), 500 (100%).

f) [3aR-[3α,4α,6α(1R*,2S*),6α]]-6-[5-(Butylthio)-7-[[2-(3,4-

difluorophenyl)cyclopropyl]amino]-3H-1,2,3-triazolo[4,5-d]pyrimidin-3-yl]-

10

tetrahydro-2,2-dimethyl-4H-cyclopenta-1,3-dioxole-4-methanol, acetate

Prepared according to the method of example 3, step j) using the product of example 2, step d) and the product of step e).

15

MS (APCI) 589 (M+H⁺, 100%).

g) [1R-[1α,2α,3β(1R*,2S*),5β]]-3-[5-(Butylthio)-7-[[2-(3,4-

difluorophenyl)cyclopropyl]amino]-3H-1,2,3-triazolo[4,5-d]pyrimidin-3-yl]-5-

(hydroxymethyl)-cyclopentane-1,2-diol

20

The product of step f) (0.64g) in 80% aqueous acetic acid (30ml) was heated at 80°C for 1 hour. The cooled mixture was poured into saturated sodium bicarbonate solution and extracted into ethyl acetate. The organic phase was dried and concentrated *in vacuo* to give a gum which was dissolved in methanol (50ml)/10% aqueous potassium carbonate solution (3ml). The solution was stirred for 30 minutes, neutralised with acetic acid, and

25

concentrated *in vacuo*. Purification (SiO₂, methanol:dichloromethane 1:19 as eluent) gave a solid which was recrystallised (acetonitrile) to give the title compound (0.25g).

MS (APCI) 507 (M+H⁺, 100%).

30

SUBSTITUTE SHEET (RULE 26)

NMR δ H (d_6 -DMSO) 9.34 (1H, br), 7.40-7.23 (2H, m), 7.11-7.00 (1H, m), 5.06-4.93 (2H, m), 4.76-4.67 (2H, m), 4.48-4.38 (1H, m), 3.91-3.84 (1H, m), 3.56-3.39 (2H, m), 3.21-3.08 (1H, m), 3.03-2.83 (2H, m), 2.32-2.17 (1H, m), 2.17-2.03 (2H, m), 1.91-1.77 (1H, m), 1.71-1.32 (4H, m), 1.32-1.17 (2H, m), 0.81 (3H, t).

5

Example 5

[1*S*-[1 α ,2 β ,3 β ,4 α (1*S**,2*R**)]]-4-[5-(Butylthio)-7-[[2-(4-fluorophenyl)cyclopropyl]amino]-3*H*-1,2,3-triazolo[4,5-*d*]pyrimidin-3-yl]-cyclopentane-1,2,3-triol

10

a) [3*aR*-[3 α ,4 α ,6 α ,6 α (1*S**,2*R**)]]-6-[7-[[4-Fluorophenyl)cyclopropyl]amino]-5-(propylthio)-3*H*-1,2,3-triazolo[4,5-*d*]pyrimidin-3-yl]-tetrahydro-2,2-dimethyl-4*H*-cyclopenta-1,3-dioxol-4-ol

15

Prepared according to the method of example 1, step e) using the product of example 1, step d) and the product of example 3 step f).

MS (APCI) 501 (M+H⁺, 100%).

20

b) [3*aR*-[3 α ,4 α ,6 α ,6 α (1*S**,2*R**)]]-6-[7-[[4-Fluorophenyl)cyclopropyl]amino]-5-(propylsulphonyl)-3*H*-1,2,3-triazolo[4,5-*d*]pyrimidin-3-yl]-tetrahydro-2,2-dimethyl-4*H*-cyclopenta-1,3-dioxol-4-ol

25

Prepared according to the method of example 1, step f) using the product of step a).

MS (APCI) 532 (M+H⁺, 100%).

30

c) [3*aR*-[3 α ,4 α ,6 α ,6 α (1*S**,2*R**)]]-6-[7-[[4-Fluorophenyl)cyclopropyl]amino]-5-(butylthio)-3*H*-1,2,3-triazolo[4,5-*d*]pyrimidin-3-yl]-tetrahydro-2,2-dimethyl-4*H*-cyclopenta-1,3-dioxol-4-ol

SUBSTITUTE SHEET (RULE 26)

Prepared according to the method of example 4 step c) using the product of step b).

MS (APCI) 515 (M+H⁺, 100%).

5 [1S-(1 α ,2 β ,3 β ,4 α (1S*,2R*))]-4-[5-(Butylthio)-7-[[2-(4-fluorophenyl)cyclopropyl]amino]-3H-1,2,3-triazolo[4,5-d]pyrimidin-3-yl]-cyclopentane-1,2,3-triol

10 Prepared according to the method of example 1 step h) using the product of step c).

MS (APCI) 575 (M+H⁺, 100%).

15 NMR δ H (d₆-DMSO) 7.26-7.22 (2H, m), 7.11 (2H, t), 4.99-4.90 (1H, m), 4.67-4.63 (1H, m), 3.93 (1H, s), 3.77 (1H, bs), 3.35-3.13 (1H, m), 3.00-2.80 (2H, m), 2.59-2.51 (1H, m), 2.15-2.11 (1H, m), 1.91-1.86 (1H, m), 1.53-1.41 (3H, m), 1.35-1.30 (1H, m), 1.22 (2H, sex), 0.80 (3H, t).

Example 6

20 [1S-(1 α ,2 α ,3 β (1S*,2R*),5 β)]-3-[7-[[2-(3,4-Difluorophenyl)cyclopropyl]amino]-5-[(3,3,3-trifluoropropyl)thio]-3H-1,2,3-triazolo[4,5-d]pyrimidin-3-yl]-5-(2-hydroxyethoxy)-cyclopentane-1,2-diol

25 a) [1S-(1 α ,2 α ,3 β (1S*,2R*),5 β)]-3-[7-[[2-(3,4-Difluorophenyl)cyclopropyl]amino]-5-(propylsulphonyl)-3H-1,2,3-triazolo[4,5-d]pyrimidin-3-yl]-5-(2-hydroxyethoxy)-cyclopentane-1,2-diol

30 The subtitle compound was prepared according to the method of Example 1, step f) using the product of Example 3, step l.

SUBSTITUTE SHEET (RULE 26)

MS(APCI) 555(M+H⁺, 100%)

b) [1S-(1 α ,2 α ,3 β (1S*,2R*),5 β)]-3-[7-[[2-(3,4-Difluorophenyl)cyclopropyl]amino]-5-
[(3,3,3-trifluoropropyl)thio]-3H-1,2,3-triazolo[4,5-d]pyrimidin-3-yl)-5-(2-
5 hydroxyethoxy)-cyclopentane-1,2-diol

The title compound was prepared according to the method of Example 1, step g) using the product of step a).

10 MS(APCI) 555 (M+H⁺, 100%)

NMR δ H (d₆-DMSO) 9.45 (1H, d), 7.36-7.05 (3H, m), 5.05 (1H, d), 5.02 (1H, d), 4.95
(1H, m), 4.60 (2H, m), 3.95 (1H, m), 3.86 (1H, m), 3.47 (4H, m), 3.30-3.11 (3H, m), 2.63-
2.49 (3H, m), 2.19 (1H, m), 2.00 (1H, m), 1.53 (1H, m), 1.40 (1H, m).

15

Example 7

[1S-[1 α ,2 α ,3 β ,5 β (1S*,2R*)]]-3-(2-Hydroxyethoxy)-5-[7-(2-phenylcyclopropyl)amino]-
5-[(3,3,3-trifluoropropyl)thio]-3H-1,2,3-triazolo[4,5-d]pyrimidin-3-yl]-cyclopentane-
20 1,2-diol

a) (1S-cis)-2-[[4-[[6-Chloro-5-nitro-2-[(3,3,3-trifluoropropyl)thio]-4-
pyrimidinyl]amino]-2-cyclopenten-1-yl]oxy]-acetic acid, ethyl ester

25 A solution of sodium azide (4.70g) in degassed water (25ml) was added to a solution of
(1R,4S)-4-hydroxy-2-cyclopenten-1-yl acetate (9.99g) in tetrahydrofuran (60ml) and stirred
for 10 min. Tetrakis(triphenylphosphine)palladium(0) (365mg) was added and stirred for
10 min. The aqueous layer was separated and extracted twice with ethyl acetate. The
combined organic layers were dried (MgSO₄), concentrated and purified on a short column
30 (SiO₂, ethyl acetate:isohexane 1:2 as eluant) to afford a yellow oil. This was dissolved in
tetrahydrofuran (25ml) and slowly added to a suspension of sodium hydride (2.94g, 60%

SUBSTITUTE SHEET (RULE 26)

dispersion in oil) in tetrahydrofuran (60ml) at -78°C. A solution of ethyl bromoacetate (8.2ml) in tetrahydrofuran (5ml) was added and the mixture was allowed to warm to 20°C and stirred for 30 min. Aqueous ammonium chloride solution was added and the mixture was extracted with ether. The organic layers were dried (MgSO₄), concentrated and
5 purified (SiO₂, ether:isohexane 1:5 as eluant) to afford a colourless oil. A solution of this oil and triphenylphosphine (17.89g) in tetrahydrofuran (90ml) was stirred for 10 min. Water (15ml) was added and the solution was stirred for 18 hours. The solvent was removed *in vacuo* and the residue azeotroped with toluene then purified (SiO₂, ethyl acetate then ethyl acetate - methanol - ammonia (90:9:1) as eluant) to afford a pale yellow
10 oil (7.14g).

A solution of this compound in tetrahydrofuran (50ml) was added over 25 min to a solution of 4,6-dichloro-5-nitro-2-[(3,3,3-trifluoropropyl)thio] pyrimidine (prepared as described in International Patent Application WO 9703084) (24.8g) and *N,N*-diisopropylethylamine (77.5ml) in dry tetrahydrofuran (100ml) and then stirred for 30 minutes. Water was added
15 and the mixture was extracted with ether (three times). The organic layers were dried (MgSO₄), concentrated and purified (SiO₂, ethyl acetate:isohexane 1:4 as eluant) to afford the subtitle compound (7.39g).

MS (APCI) 367/9 (M-(EtO₂CCH₂O)⁺), 367 (100%)

20

b) (1*S*-*cis*) 2-[[4-[7-Chloro-5-[(3,3,3-trifluoropropyl)thio]-3*H*-1,2,3-triazolo[4,5-*d*]-pyrimidin-3-yl]-2-cyclopenten-1-yl]oxy]-acetic acid, ethyl ester

Prepared according to the method of example 3, steps e) and f) using the product of step a).

25

MS (APCI) 348/50 (M-(EtO₂CCH₂O)⁺), 348 (100%).

c) [1*S*-(*cis*)] 2-[[4-[7-Amino-5-[(3,3,3-trifluoropropyl)thio]-3*H*-1,2,3-triazolo[4,5-*d*]pyrimidin-3-yl]-2-cyclopenten-1-yl]oxy]-acetic acid, ethyl ester

30

Prepared according to the method of example 3, step g) using the product of step b).

SUBSTITUTE SHEET (RULE 26)

MS (APCI) 433 (M+H⁺, 100%).

d) [1*S*-(*cis*)] 2-[[4-[7-Amino-5-[(3,3,3-trifluoropropyl)thio]-3*H*-1,2,3-triazolo[4,5-
5 *d*]pyrimidin-3-yl]-2-cyclopenten-1-yl]oxy]-1-ethanol

Prepared according to the method of example 3, step k) using the product of step c).

MS (APCI) 391 (M+H⁺, 100%).

10 e) [3*aR*-(3*a* α ,4*a* α ,6*a* α)]-2-[6-[7-Amino-5-[(3,3,3-trifluoropropyl)thio]-3*H*-1,2,3-
triazolo[4,5-*d*]pyrimidin-3-yl]-tetrahydro-2,2-dimethyl-4*H*-cyclopenta-1,3-dioxol-4-
yloxy]ethanol

15 A solution of the product from step d) (454mg), osmium tetroxide (0.17ml of 0.1M
solution in *t*-butanol), *N*-methylmorpholine *N*-oxide (210mg) and pyridine (0.09ml) in
acetone (5ml) and water (1ml) was heated at 70°C for 5 hours. Sodium hydrosulfite
(330mg) in water (1ml) was added, the solvent was remove *in vacuo* and the residue
azeotroped with toluene. A solution of this and *p*-toluenesulfonic acid (50mg) in acetone
20 (5ml) and 2,2-dimethoxypropane (2ml) was stirred for 3h. The solvent was remove *in*
vacuo, aq sodium hydrogen carbonate solution added and the mixture was extracted with
ethyl acetate. The organic layers were dried (MgSO₄), concentrated and purified
(SiO₂, isohexane:acetone 5:2 as eluant) to afford the subtitle compound as a white solid
(367mg).

25 MS (APCI) 465 (M+H⁺, 100%)

f) [3*aR*-(3*a* α ,4*a* α ,6*a* α)]-2-[6-[7-Bromo-5-[(3,3,3-trifluoropropyl)thio]-3*H*-1,2,3-
triazolo[4,5-*d*]pyrimidin-3-yl]-tetrahydro-2,2-dimethyl-4*H*-cyclopenta-1,3-dioxol-4-
30 yloxy]ethanol

SUBSTITUTE SHEET (RULE 26)

Prepared according to the method of Example 3, step i) using the product of step e).

MS (APCI) 528/30 (M+H⁺), 528 (100%)

5 **g) [3aR-[3a α ,4 α ,6 α (1R*,2S*),6a α]-2-[6-(7-Phenylcyclopropyl)amino]-5-[(3,3,3-trifluoropropyl)thio]-3H-1,2,3-triazolo[4,5-d]pyrimidin-3-yl]-tetrahydro-2,2-dimethyl-4H-1,3-dioxol-4-yloxy]ethanol**

Prepared according to the method of Example 3, step j) using the product of step f) and
10 (1R-*trans*)-2-phenyl-cyclopropanamine, [R-(R*,R*)]-2,3-dihydroxybutanedioate (1:1)
(prepared as described by L.A. Mitscher *et al.*, J. Med. Chem. 1986, 29, 2044).

MS (APCI) 581 (M+H⁺, 100%)

15 **h) [1S-[1 α ,2 α ,3 β ,5 β (1S*,2R*)]-3-(2-Hydroxyethoxy)-5-[7-(2-phenylcyclopropyl)amino]-5-[(3,3,3-trifluoropropyl)thio]-3H-1,2,3-triazolo[4,5-d]pyrimidin-3-yl]-cyclopentane-1,2-diol**

Prepared according to the method of Example 1, step h) using the product of step g).

20

MS (APCI) 540 (M+H⁺, 100%).

NMR δ H (d₆-DMSO) 7.35-7.16 (5H, m), 4.97 (1H, q), 4.62-4.54 (1H, m), 3.98-3.92 (1H, m), 3.78-3.72 (1H, m), 3.55-3.44 (4H, m), 3.26-3.19 (2H, m), 3.16-3.07 (1H, m), 2.70-2.61
25 (1H, m), 2.58-2.52 (1H, m), 2.23-2.18 (1H, m), 2.05-1.97 (1H, m), 1.86 (1H, s), 1.54-1.46 (1H, m), 1.38-1.30 (1H, m).

Example 8

SUBSTITUTE SHEET (RULE 26)

[1*S*-[1 α ,2 β ,3 β ,4 α (1*S**, 2*R**)]]-4-[5-(Butylthio)-7-[[2-(3,4-difluorophenyl)cyclopropyl]amino]-3*H*-1,2,3-triazolo[4,5-*d*]pyrimidin-3-yl]cyclopentane-1,2,3-triol

- 5 a) [3*aR*-[3 α ,4 α ,6 α (1*R**,2*S**),6 α]-6-[[7-[(3,4-Difluorophenyl)cyclopropyl]amino]-5-(propylthio)-3*H*-1,2,3-triazolo[4,5-*d*]pyrimidin-3-yl]-tetrahydro-2,2-dimethyl-4*H*-cyclopenta-1,3-dioxol-4-ol

The subtitle compound was prepared according to the method of Example 1, step e) using
10 the product of Example 3, step f) and the product of example 2, step d).

MS (APCI) 519 (M+H⁺, 100%).

- b) [3*aR*-[3 α ,4 α ,6 α (1*R**,2*S**),6 α]-6-[[7-[(3,4-Difluorophenyl)cyclopropyl]amino]-5-(propylsulfonyl)-3*H*-1,2,3-triazolo[4,5-*d*]pyrimidin-3-yl]-tetrahydro-2,2-dimethyl-4*H*-cyclopenta-1,3-dioxol-4-ol
- 15

The subtitle compound was prepared according to the method of Example 1, step f) using
the product of step a).

20

MS (APCI) 551 (M+H⁺, 100%).

- c) [3*aR*-[3 α ,4 α ,6 α (1*R**,2*S**),6 α]-6-[5-(Butylthio)-7-[[2-(3,4-difluorophenyl)cyclopropyl]amino]-3*H*-1,2,3-triazolo[4,5-*d*]pyrimidin-3-yl]-
25 tetrahydro-2,2-dimethyl-4*H*-cyclopenta-1,3-dioxol-4-ol

The subtitle compound was prepared according to the method of Example 4, step c) using
the product of step b).

- 30 MS (APCI) 533 (M+H⁺, 100%)

SUBSTITUTE SHEET (RULE 26)

d) [1*S*-[1 α ,2 β ,3 β ,4 α (1*S**, 2*R**)]]-4-[5-(Butylthio)-7-[[2-(3,4-difluorophenyl)cyclopropyl]amino]-3*H*-1,2,3-triazolo[4,5-*d*]pyrimidin-3-yl]cyclopentane-1,2,3-triol

- 5 The title compound was prepared according to the method of Example 1, step h) using the product of step c).

NMR δ H (d_6 -DMSO) 7.15-6.98 (3H, m), 6.67 (1H, s), 5.11-5.09 (1H, m), 4.82-4.76 (1H, m), 4.34-4.21 (3H, m), 3.7 (1H, s), 3.2-2.92 (4H, m), 2.77 (1H, m), 2.42-2.36 (1H, m), 2.2-2.18 (1H, m), 1.42-1.25 (6H, m), 0.9 (3H, q).

MS (APCI) 493 (M+H⁺, 100%)

Example 9

- 15 [1*S*-[1 α ,2 α ,3 β (1*S**, 2*R**),5 β]]-3-[5-(Butylthio)-7-[(2-phenylcyclopropyl)amino]-3*H*-1,2,3-triazolo[4,5-*d*]pyrimidin-3-yl]-5-(2-hydroxyethoxy)-cyclopentane-1,2-diol

a) [3*aS*-(3 $\alpha\alpha$,4 α ,6 α ,6 $\alpha\alpha$)]-[Tetrahydro-6-hydroxy-2,2-dimethyl-4*H*-cyclopenta-1,3-dioxol-4-yl]-carbamic acid, phenylmethyl ester

20

Potassium carbonate (39.3g) was added to a suspension of [3 αR -(3 $\alpha\alpha$,4 α ,6 α ,6 $\alpha\alpha$)]-6-amino-tetrahydro-2,2-dimethyl-4*H*-cyclopenta-1,3-dioxol-4-ol, hydrochloride, (prepared as described in WO 9905142) (27.1g) in 4-methyl-2-pentanone (500ml). Water (150ml) was then added followed by dropwise addition of benzyl chloroformate (23.1g).

25

The reaction mixture was stirred at room temperature for 4 hours before the organic phase was separated. The aqueous phase was extracted with 4-methyl-2-pentanone (2x50ml). The combined organics were concentrated and the residue was purified (SiO₂, dichloromethane:methanol, 95:5 to 90:10 as eluant) to give the subtitle compound (39.23g).

30

SUBSTITUTE SHEET (RULE 26)

NMR δ H (CDCl₃) 7.32 (5H, m), 5.65 (1H, br s), 5.10 (2H, br s), 4.59 (1H, d), 4.48 (1H, d), 4.27 (1H, m), 4.19 (1H, br m), 2.24 (1H, br s), 1.69 (1H, d), 1.41 (3H, s), 1.26 (3H, s).

5 b) [3aS-(3 α ,4 α ,6 α ,6 α)]-2,2-Dimethyl-6-(2-hydroxyethoxy)-tetrahydro-4H-cyclopenta-1,3-dioxol-4-yl]-carbamic acid, phenylmethyl ester

Potassium *tert*-butoxide (3.6g) in tetrahydrofuran (20ml) was added over 5 minutes to a solution of the product from step a) (39.23g) in tetrahydrofuran (200ml). After 15 minutes, ethyl bromoacetate (3.7ml) in tetrahydrofuran (10ml) was added dropwise. The mixture
10 was stirred at 0°C for 10 minutes, then further ethyl bromoacetate was added (3.7ml x4). The reaction mixture was stirred at 0°C a further 2 hours. Lithium borohydride (2.79g) was then added portionwise to the resulting suspension and the reaction mixture was stirred at <5°C for 16 hours. Glacial acetic acid (23g) was added dropwise to the cold mixture. After stirring for 30 minutes, water (100ml) was added dropwise and the resulting mixture was
15 stirred for 30 minutes. The phases were then separated and the aqueous phase was extracted with ethyl acetate. The combined organics were washed with saturated sodium bicarbonate and brine, dried and concentrated. The residue was purified (SiO₂, ethyl acetate:hexane, 25:75 to 50:50 as eluant) to give the subtitle compound (38.6g).

20 MS (APCI) 218 (M+H⁺, 100%).

c) [3aR-(3 α ,4 α ,6 α ,6 α)]-2-[[6-Amino-2,2-dimethyl-tetrahydro-4H-cyclopenta-1,3-dioxol-4-yl]oxy]-ethanol

25 A slurry of 5% palladium on charcoal (4g) in ethanol was added to a solution of the product from step b) (39.96g) in ethanol (250ml) and the mixture was hydrogenated at 1.2 bar for 20 hours. The catalyst was filtered off and the filtrate was concentrated to give the subtitle compound (23.65g).

30 MS (APCI) 160 (M+H⁺, 100%).

SUBSTITUTE SHEET (RULE 26)

d) 2-(Butylthio)-4,6-dichloropyrimidine-5-amine

The subtitle compound was prepared according to the method of example 3, step e) using 2-(butylthio)-4,6-dichloro-5-nitro-pyrimidine (prepared as described in DE 2223644).

NMR δ H (CDCl₃) 4.20 (2H, br s), 3.10 (2H, t), 1.70 (2H, m), 1.47 (2H, m), 0.95 (3H, t).

e) [3aR-(3a α ,4 α ,6 α ,6a α)]-2-[[6-[[5-Amino-2-(butylthio)-6-chloro-pyrimidin-4-yl]amino]-tetrahydro-2,2-dimethyl-4H-cyclopenta-1,3-dioxol-4-yl]oxy]ethanol

The subtitle compound was prepared according to the method of example 3, step d) using the products of steps c) and d).

MS (APCI) 433 (M+H⁺, 100%).

f) [3aR-[3a α ,4 α ,6 α (1R*,2S*),6a α]]-2-[6-[[5-(Butylthio)-7-chloro-3H-1,2,3-triazolo[4,5-d]pyrimidin-3-yl]-tetrahydro-2,2-dimethyl-4H-cyclopenta-1,3-dioxol-4-yl]oxy]-ethanol

The subtitle compound was prepared according to the method of Example 3, step f) using the product of step e).

NMR δ H (CDCl₃) 5.53 (1H, m), 5.21 (1H, m), 4.88 (1H, d), 4.05 (1H, m), 3.59 (4H, m), 3.24 (2H, t), 2.70 (1H, m), 2.53 (1H, m), 2.13 (1H, t), 1.79 (2H, m), 1.55 (5H, m), 1.37 (3H, s), 0.98 (3H, t).

g) [3aR-[3a α ,4 α ,6 α (1R*,2S*),6a α]]-2-[6-[[5-(Butylthio)-7-[2-phenylcyclopropyl]amino-3H-1,2,3-triazolo[4,5-d]pyrimidin-3-yl]-tetrahydro-2,2-dimethyl-4H-cyclopenta-1,3-dioxol-4-yl]oxy]-ethanol

The subtitle compound was prepared according to the method of Example 3, step j) using the product of step f).

SUBSTITUTE SHEET (RULE 26)

MS (APCI) 541 (M+H⁺, 100%).

h) [1*S*-[1 α ,2 α ,3 β (1*S**,2*R**),5 β]]-3-[5-(Butylthio)-7-[(2-phenylcyclopropyl)amino]-3*H*-
5 1,2,3-triazolo[4,5-*d*]pyrimidin-3-yl]-5-(2-hydroxyethoxy)-cyclopentane-1,2-diol

The title compound was prepared according to the method of example 1, step h) using the product of step g).

10 MS (APCI) 501 (M+H⁺, 100%)

NMR δ H (*d*₆-DMSO) 9.33 (1H, d), 7.30 (2H, m), 7.18 (3H, m), 5.12 (1H, d), 5.04 (1H, d),
4.96 (1H, q), 4.59 (2H, m), 3.94 (1H, s), 3.76 (1H, m), 3.51 (4H, m), 3.22 (1H, m), 2.98
(1H, m), 2.86 (1H, m), 2.65 (1H, m), 2.14 (1H, m), 2.05 (1H, m), 1.21-1.53 (6H, m), 0.80
15 (3H, t).

20

25

SUBSTITUTE SHEET (RULE 26)

Pharmacological data

The preparation for the assay of the P_{2T} (P_{2Y}ADP or P_{2T}AC) receptor agonist/antagonist activity in washed human platelets for the compounds of the invention was carried out as follows.

Human venous blood (100 ml) was divided equally between 3 tubes, each containing 3.2% trisodium citrate (4 ml) as anti-coagulant. The tubes were centrifuged for 15 minutes at 240G to obtain a platelet-rich plasma (PRP) to which 300 ng/ml prostacyclin was added to stabilize the platelets during the washing procedure. Red cell free PRP was obtained by centrifugation for 10 minutes at 125G followed by further centrifugation for 15 minutes at 640G. The supernatant was discarded and the platelet pellet resuspended in modified, Calcium Free Tyrode solution (10 ml) (CFT), composition: NaCl 137mM, NaHCO₃ 11.9mM, NaH₂PO₄ 0.4mM, KCl 2.7 mM, MgCl₂ 1.1 mM, dextrose 5.6 mM, gassed with 95% O₂/5% CO₂ and maintained at 37°C. Following addition of a further 300 ng/ml PGI₂, the pooled suspension was centrifuged once more for 15 minutes at 640G. The supernatant was discarded and the platelets resuspended initially in 10 ml CFT with further CFT added to adjust the final platelet count to 2x10⁵/ml. This final suspension was stored in a 60 ml syringe at 3°C with air excluded. To allow recovery from PGI₂-inhibition of normal function, platelets were used in aggregation studies no sooner than 2 hours after final resuspension.

In all studies, 3 ml aliquots of platelet suspension were added to tubes containing CaCl₂ solution (60 µl of 50 mM solution with a final concentration of 1mM). Human fibrinogen (Sigma, F 4883) and 8-sulphophenyltheophylline (8-SPT which was used to block any P₁-agonist activity of compounds) were added to give final concentrations of 0.2 mg/ml (60 µl of 10 mg/ml solution of clottable protein in saline) and 300 nM (10 µl of 15 mM solution in 6% glucose), respectively. Platelets or buffer as appropriate were added in a volume of 150 µl to the individual wells of a 96 well plate. All measurements were made in triplicate in platelets from each donor.

SUBSTITUTE SHEET (RULE 26)

The agonist/antagonist potency was assessed as follows.

Aggregation responses in 96 well plates were measured using the change in absorbance given by the plate reader at 660 nm. Either a Bio-Tec Ceres 900C or a Dynatech MRX
5 were used as the plate reader.

The absorbance of each well in the plate was read at 660 nm to establish a baseline figure. Saline or the appropriate solution of test compound was added to each well in a volume of 10 μ l to give a final concentration of 0, 0.01, 0.1, 1, 10 or 100 mM. The plate was then
10 shaken for 5 min on an orbital shaker on setting 10 and the absorbance read at 660 nm. Aggregation at this point was indicative of agonist activity of the test compound. Saline or ADP (30 mM; 10 μ l of 450 mM) was then added to each well and the plate shaken for a further 5 min before reading the absorbance again at 660 nm.

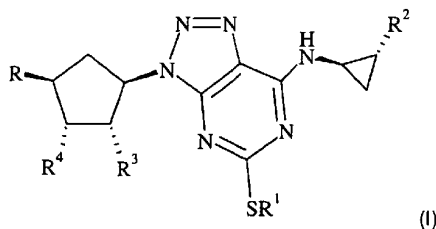
15 Antagonist potency was estimated as a % inhibition of the control ADP response to obtain an IC_{50} . Compounds exemplified have pIC_{50} values of more than 5.0.

Throughout this specification and the claims which follow, unless the context requires otherwise, the word "comprise", and variations such as "comprises" and "comprising", will be understood to imply the inclusion of a stated integer or step or group of integers or steps but not the exclusion of any other integer or step or group of integers or steps.

The reference to any prior art in this specification is not, and should not be taken as, an acknowledgment or any form or suggestion that that prior art forms part of the common general knowledge in Australia.

THE CLAIMS DEFINING THE INVENTION ARE AS FOLLOWS:

1. A compound of formula (I)



5

wherein:

R¹ is C₃₋₅ alkyl optionally substituted by one or more halogen atoms;

R² is a phenyl group, optionally substituted by one or more fluorine atoms;

R³ and R⁴ are both hydroxy;

10 R is XOH, where X is CH₂, OCH₂CH₂ or a bond;

or a pharmaceutically acceptable salt or solvate thereof, or a solvate of such a salt

provided that:

when X is CH₂ or a bond, R¹ is not propyl.

15

when X is CH₂ and R¹ is CH₂CH₂CF₃, butyl or pentyl, the phenyl group at R² must be substituted by fluorine.

when X is OCH₂CH₂ and R¹ is propyl, the phenyl group at R² must be substituted by fluorine.

20

2. A compound according to claim 1 in which R¹ is 3,3,3,-trifluoropropyl, butyl or propyl.

25

3. A compound according to claims 1 or 2 in which R² is phenyl or 4-fluorophenyl or 3,4-difluorophenyl.

4. A compound according to any one of claims 1 to 3 in which R is CH₂OH or OCH₂CH₂OH.

5. A compound according to claim 1 which is:

[1*R*-[1 α ,2 α ,3 β (1*R**,2*S**),5 β]]-3-[7-[[2-(4-Fluorophenyl)cyclopropyl]amino]-5-[(3,3,3-trifluoropropyl)thio]-3*H*-1,2,3-triazolo[4,5-*d*]pyrimidin-3-yl]-5-(hydroxymethyl)-cyclopentane-1,2-diol;

5 [1*R*-[1 α ,2 α ,3 β (1*R**,2*S**),5 β]]-3-[7-[[2-(3,4-Difluorophenyl)cyclopropyl]amino]-5-[(3,3,3-trifluoropropyl)thio]-3*H*-1,2,3-triazolo[4,5-*d*]pyrimidin-3-yl]-5-(hydroxymethyl)-cyclopentane-1,2-diol;

[1*S*-(1 α , 2 α , 3 β (1*S**,2*R**),5 β)]-3-[7-[[2-(3,4-Difluorophenyl)cyclopropyl]amino]-5-(propylthio)-3*H*-1,2,3-triazolo[4,5-*d*]pyrimidin-3-yl]-5-(2-hydroxyethoxy)-cyclopentane-1,2-diol;

10 [1*R*-[1 α ,2 α ,3 β (1*R**,2*S**),5 β]]-3-[5-(Butylthio)-7-[[2-(3,4-difluorophenyl)cyclopropyl]amino]-3*H*-1,2,3-triazolo[4,5-*d*]pyrimidin-3-yl]-5-(hydroxymethyl)-cyclopentane-1,2-diol;

[1*S*-(1 α ,2 β ,3 β ,4 α (1*S**,2*R**))]-4-[5-(Butylthio)-7-[[2-(4-fluorophenyl)cyclopropyl]amino]-3*H*-1,2,3-triazolo[4,5-*d*]pyrimidin-3-yl]-cyclopentane-1,2,3-triol;

15 [1*S*-(1 α ,2 α ,3 β (1*S**,2*R**),5 β)]-3-[7-[[2-(3,4-Difluorophenyl)cyclopropyl]amino]-5-[(3,3,3-trifluoropropyl)thio]-3*H*-1,2,3-triazolo[4,5-*d*]pyrimidin-3-yl]-5-(2-hydroxyethoxy)-cyclopentane-1,2-diol;

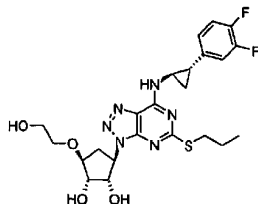
[1*S*-(1 α ,2 α ,3 β ,5 β (1*S**,2*R**))]-3-(2-Hydroxyethoxy)-5-[7-(2-phenylcyclopropyl)amino]-5-[(3,3,3-trifluoropropyl)thio]-3*H*-1,2,3-triazolo[4,5-*d*]pyrimidin-3-yl]-cyclopentane-1,2-diol

20 [1*S*-(1 α ,2 β ,3 β ,4 α (1*S**, 2*R**))]-4-[5-(Butylthio)-7-[[2-(3,4-difluorophenyl)cyclopropyl]amino]-3*H*-1,2,3-triazolo[4,5-*d*]pyrimidin-3-yl]cyclopentane-1,2,3-triol; or

[1*S*-(1 α ,2 α ,3 β (1*S**,2*R**),5 β)]-3-[5-(Butylthio)-7-[[2-(2-phenylcyclopropyl)amino]-3*H*-1,2,3-triazolo[4,5-*d*]pyrimidin-3-yl]-5-(2-hydroxyethoxy)-cyclopentane-1,2-diol;

25 or a pharmaceutically acceptable salt or solvate thereof, or a solvate of such a salt.

6. The compound



30 or a pharmaceutically acceptable salt or solvate thereof, or a solvate of such a salt.

7. A pharmaceutical composition comprising a compound according to any one of claims 1 to 6 in combination with a pharmaceutically acceptable diluent, adjuvant and/or carrier.
- 5 8. A pharmaceutical composition comprising a compound according to any one of claims 1 to 6 for use in the treatment or prevention of myocardial infarction, thrombotic stroke, a transient ischaemic attack, and/or peripheral vascular disease.
9. A pharmaceutical composition comprising a compound according to any one of claims 10 1 to 6 for use in the treatment or prevention of unstable or stable angina.
10. A compound according to any one of claims 1 to 6 for use in therapy: as an inhibitor of platelet activation, aggregation or degranulation; a promoter of platelet disaggregation; an anti-thrombotic agent; in the treatment or prophylaxis of unstable angina, primary arterial
15 thrombotic complications of atherosclerosis, arterial complications due to interventions in atherosclerotic disease, conditions with a diffuse thrombotic/platelet consumption component, thrombotic complications of septicaemia, adult respiratory distress syndrome, anti-phospholipid syndrome, heparin-induced thrombocytopenia or pre-eclampsia/eclampsia, or venous thrombosis, a haematological condition or in the
20 prevention of mechanically-induced platelet activation *in vivo*, mechanically-induced platelet activation *in vitro*, or shunt occlusion, thrombosis secondary to vascular damage/inflammation, migraine, Raynaud's phenomenon, a condition in which platelets can contribute to an underlying inflammatory disease process in the vascular wall or in another inflammatory condition; in the treatment of a CNS disorder; or in the prevention of
25 the growth and/or spread of a tumour.
11. A compound according to any one of claims 1 to 6 for use in the treatment or prevention of as a platelet aggregation disorder, myocardial infarction, thrombotic stroke, a transient ischaemic attack, and/or peripheral vascular disease.
30
12. A compound according to any one of claims 1 to 6 for use in the treatment or prevention of unstable or stable angina.

13. A compound according to any one of claims 1 to 6 for use as an inhibitor of platelet activation, aggregation or degranulation; a promoter of platelet disaggregation; an anti-thrombotic agent.

15 14. The use of a compound according to any one of claims 1 to 6 as an active ingredient in the manufacture of a medicament for use in the treatment or prevention of myocardial infarction, thrombotic stroke, a transient ischaemic attack, and/or peripheral vascular disease.

10 15. The use of a compound according to any one of claims 1 to 6 as an active ingredient in the manufacture of a medicament for use as an inhibitor of platelet activation, aggregation or degranulation; a promoter of platelet disaggregation; an anti-thrombotic agent.

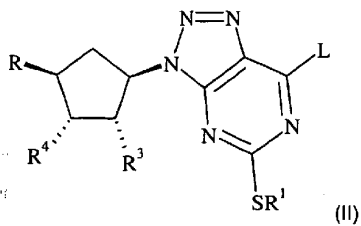
15 16. The use of a compound according to any one of claims 1 to 6 as an active ingredient in the manufacture of a medicament for use in the treatment or prevention of unstable or stable angina

20 17. A method of treatment or prevention of a platelet aggregation disorder which comprises administering to a person suffering from or susceptible to such a disorder a therapeutically effective amount of a compound according to any one of claims 1 to 6.

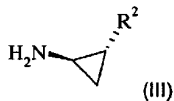
25 18. A method of treatment or prevention of myocardial infarction, thrombotic stroke, a transient ischaemic attack, and/or peripheral vascular disease, which comprises administering to a person suffering from or susceptible to such a condition a therapeutically effective amount of a compound according to any one of claims 1 to 6.

30 19. A method of treatment or prevention of unstable or stable angina which comprises administering to a person suffering from or susceptible to such a condition a therapeutically effective amount of a compound according to any one of claims 1 to 6.

20 20. A process for the preparation of a compound of formula (I) which comprises reacting a compound of formula (II):



- where R, R¹, R³ and R⁴ are as defined in claim 1, or are protected derivatives thereof, or R³ and R⁴ together form a bond in the 5-membered ring, or R is CH₂CH₂OR' where R' is C₁-alkyl or benzyl, and L is a leaving group, with a compound of formula (III):

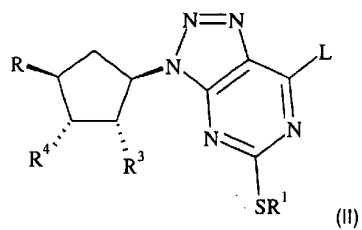


- 10 where R² is defined in claim 1 or is a protected derivative thereof, in the presence of a base in an inert solvent at ambient or elevated temperature, and optionally thereafter and in any order:
- converting one or more functional groups into further functional groups;
 - removing any protecting groups;
 - 15 forming a pharmaceutically acceptable salt or solvate, or a solvate of such a salt.

21. The compound:
- [3aR-[3α,4α,6α(1R*,2S*),6α]]-6-[7-[[2-(4-Fluorophenyl)cyclopropyl]amino]-5-(propylsulphonyl)-3H-1,2,3-triazolo[4,5-d]pyrimidin-3-yl]-tetrahydro-2,2-dimethyl-4H-cyclopenta-1,3-dioxole-4-methanol;
 - 20 [[3aR-[3α,4α,6α(1R*,2S*),6α]]-6-[7-[[2-(4-Fluorophenyl)cyclopropyl]amino]-5-[(3,3,3-trifluoropropyl)thio]-3H-1,2,3-triazolo[4,5-d]pyrimidin-3-yl]-tetrahydro-2,2-dimethyl-4H-cyclopenta-1,3-dioxole-4-methanol;
 - [3aR-[3α,4α,6α(1R*,2S*),6α]]-6-[7-[[2-(3,4-Difluorophenyl)cyclopropyl]amino]-5-[(3,3,3-trifluoropropyl)thio]-3H-1,2,3-triazolo[4,5-d]pyrimidin-3-yl]-tetrahydro-2,2-dimethyl-4H-cyclopenta-1,3-dioxole-4-methanol;
 - 25

- [3a*R*-(3α,4α,6α,6α)]-6-[7-Amino-5-(propylthio)-3*H*-1,2,3-triazolo[4,5-*d*]pyrimidin-3-yl]-tetrahydro-2,2-dimethyl-4*H*-cyclopenta-1,3-dioxol-4-ol;
- [3a*R*-(3α,4α,6α,6α)]-[[6-[7-Amino-5-(propylthio)-3*H*-1,2,3-triazolo[4,5-*d*]pyrimidin-3-yl]-tetrahydro-2,2-dimethyl-4*H*-cyclopenta-1,3-dioxol-4-ol]oxy]acetic acid, methyl ester;
- 5 [3a*R*-(3α,4α,6α,6α)]-[[6-[7-Bromo-5-(propylthio)-3*H*-1,2,3-triazolo[4,5-*d*]pyrimidin-3-yl]-tetrahydro-2,2-dimethyl-4*H*-cyclopenta-1,3-dioxol-4-ol]oxy]acetic acid, methyl ester;
- [3a*R*-(3α,4α,6α(1*R**,2*S**),6α)]-[[6-[7-[[2-(3,4-Difluorophenyl)cyclopropyl]amino]-5-(propylthio)-3*H*-1,2,3-triazolo[4,5-*d*]pyrimidin-3-yl]-tetrahydro-2,2-dimethyl-4*H*-cyclopenta-1,3-dioxol-4-yl]oxy]acetic acid, methyl ester;
- 10 [3a*R*-(3α,4α,6α(1*R**,2*S**),6α)]-6-[[7-[2-(3,4-Difluorophenyl) cyclopropyl]amino]-5-(propylthio)-3*H*-1,2,3-triazolo[4,5-*d*]pyrimidin-3-yl]-tetrahydro-2,2-dimethyl-4*H*-cyclopenta-1,3-dioxol-4-yl]oxy]-ethanol;
- [3a*R*-(3α,4α,6α,6α)]-6-[7-Amino-5-(propylthio)-3*H*-1,2,3-triazolo[4,5-*d*]pyrimidin-3-yl]-tetrahydro-2,2-dimethyl-4*H*-cyclopenta-1,3-dioxole-4-methanol;
- 15 [3a*R*-(3α,4α,6α,6α)]-6-[7-Amino-5-(propylsulfonyl)-3*H*-1,2,3-triazolo[4,5-*d*]pyrimidin-3-yl]-tetrahydro-2,2-dimethyl-4*H*-cyclopenta-1,3-dioxole-4-methanol;
- [3a*R*-(3α,4α,6α,6α)]-6-[7-Amino-5-(butylthio)-3*H*-1,2,3-triazolo[4,5-*d*]pyrimidin-3-yl]-tetrahydro-2,2-dimethyl-4*H*-cyclopenta-1,3-dioxole-4-methanol;
- [3a*R*-(3α,4α,6α,6α)]-6-[7-Amino-5-(butylthio)-3*H*-1,2,3-triazolo[4,5-*d*]pyrimidin-3-yl]-tetrahydro-2,2-dimethyl-4*H*-cyclopenta-1,3-dioxole-4-methanol, acetate;
- 20 [3a*R*-(3α,4α,6α,6α)]-6-[7-Bromo-5-(butylthio)-3*H*-1,2,3-triazolo[4,5-*d*]pyrimidin-3-yl]-tetrahydro-2,2-dimethyl-4*H*-cyclopenta-1,3-dioxole-4-methanol, acetate;
- [3a*R*-(3α,4α,6α(1*R**,2*S**),6α)]-6-[5-(Butylthio)-7-[[2-(3,4-difluorophenyl)cyclopropyl]amino]-3*H*-1,2,3-triazolo[4,5-*d*]pyrimidin-3-yl]-tetrahydro-2,2-dimethyl-4*H*-cyclopenta-1,3-dioxole-4-methanol, acetate;
- 25 [3a*R*-(3α,4α,6α,6α(1*S**,2*R**))] -6-[7-[[4-Fluorophenyl)cyclopropyl]amino]-5-(propylthio)-3*H*-1,2,3-triazolo[4,5-*d*]pyrimidin-3-yl]-tetrahydro-2,2-dimethyl-4*H*-cyclopenta-1,3-dioxol-4-ol;
- [3a*R*-(3α,4α,6α,6α(1*S**,2*R**))] -6-[7-[[4-Fluorophenyl)cyclopropyl]amino]-5-(propylsulphonyl)-3*H*-1,2,3-triazolo[4,5-*d*]pyrimidin-3-yl]-tetrahydro-2,2-dimethyl-4*H*-cyclopenta-1,3-dioxol-4-ol;
- 30 [3a*R*-(3α,4α,6α,6α(1*S**,2*R**))] -6-[7-[[4-Fluorophenyl)cyclopropyl]amino]-5-(butylthio)-3*H*-1,2,3-triazolo[4,5-*d*]pyrimidin-3-yl]-tetrahydro-2,2-dimethyl-4*H*-cyclopenta-1,3-dioxol-4-ol;

- [1*S*-(1 α ,2 α ,3 β (1*S**,2*R**),5 β)]-3-[7-[[2-(3,4-Difluorophenyl)cyclopropyl]amino]-5-(propylsulphonyl)-3*H*-1,2,3-triazolo[4,5-*d*]pyrimidin-3-yl]-5-(2-hydroxyethoxy)-cyclopentane-1,2-diol;
- (1*S*-*cis*) 2-[[4-[7-Chloro-5-[(3,3,3-trifluoropropyl)thio]-3*H*-1,2,3-triazolo[4,5-*d*]pyrimidin-3-yl]-2-cyclopenten-1-yl]oxy]-acetic acid, ethyl ester;
- 5 [1*S*-(*cis*)] 2-[[4-[7-Amino-5-[(3,3,3-trifluoropropyl)thio]-3*H*-1,2,3-triazolo[4,5-*d*]pyrimidin-3-yl]-2-cyclopenten-1-yl]oxy]-acetic acid, ethyl ester;
- [1*S*-(*cis*)] 2-[[4-[7-Amino-5-[(3,3,3-trifluoropropyl)thio]-3*H*-1,2,3-triazolo[4,5-*d*]pyrimidin-3-yl]-2-cyclopenten-1-yl]oxy]-1-ethanol;
- 10 [3*aR*-(3 α ,4 α ,6 α ,6 α)]-2-[6-[7-Amino-5-[(3,3,3-trifluoropropyl)thio]-3*H*-1,2,3-triazolo[4,5-*d*]pyrimidin-3-yl]-tetrahydro-2,2-dimethyl-4*H*-cyclopenta-1,3-dioxol-4-yloxy]ethanol;
- [3*aR*-(3 α ,4 α ,6 α ,6 α)]-2-[6-[7-Bromo-5-[(3,3,3-trifluoropropyl)thio]-3*H*-1,2,3-triazolo[4,5-*d*]pyrimidin-3-yl]-tetrahydro-2,2-dimethyl-4*H*-cyclopenta-1,3-dioxol-4-yloxy]ethanol;
- [3*aR*-(3 α ,4 α ,6 α (1*R**,2*S**),6 α)]-2-[6-(7-Phenylcyclopropyl)amino]-5-[(3,3,3-trifluoropropyl)thio]-3*H*-1,2,3-triazolo[4,5-*d*]pyrimidin-3-yl]-tetrahydro-2,2-dimethyl-4*H*-1,3-dioxol-4-yloxy]ethanol;
- 15 [3*aR*-(3 α ,4 α ,6 α (1*R**,2*S**),6 α)]-6-[[7-[(3,4-Difluorophenyl)cyclopropyl]amino]-5-(propylthio)-3*H*-1,2,3-triazolo[4,5-*d*]pyrimidin-3-yl]-tetrahydro-2,2-dimethyl-4*H*-cyclopenta-1,3-dioxol-4-ol;
- 20 [3*aR*-(3 α ,4 α ,6 α (1*R**,2*S**),6 α)]-6-[[7-[(3,4-Difluorophenyl)cyclopropyl]amino]-5-(propylsulfonyl)-3*H*-1,2,3-triazolo[4,5-*d*]pyrimidin-3-yl]-tetrahydro-2,2-dimethyl-4*H*-cyclopenta-1,3-dioxol-4-ol;
- [3*aR*-(3 α ,4 α ,6 α (1*R**,2*S**),6 α)]-6-[5-(Butylthio)-7-[[2-(3,4-difluorophenyl)cyclopropyl]amino]-3*H*-1,2,3-triazolo[4,5-*d*]pyrimidin-3-yl]-tetrahydro-2,2-dimethyl-4*H*-cyclopenta-1,3-dioxol-4-ol;
- 25 [3*aR*-(3 α ,4 α ,6 α (1*R**,2*S**),6 α)]-2-[6-[[5-(Butylthio)-7-chloro-3*H*-1,2,3-triazolo[4,5-*d*]pyrimidin-3-yl]-tetrahydro-2,2-dimethyl-4*H*-cyclopenta-1,3-dioxol-4-yl]oxy]-ethanol; or
- [3*aR*-(3 α ,4 α ,6 α (1*R**,2*S**),6 α)]-2-[6-[[5-(Butylthio)-7-[2-phenylcyclopropyl]amino]-3*H*-1,2,3-triazolo[4,5-*d*]pyrimidin-3-yl]-tetrahydro-2,2-dimethyl-4*H*-cyclopenta-1,3-dioxol-4-yl]oxy]-ethanol.
- 30
22. A compound of formula (II):



where R, R¹, R³ and R⁴ are as defined in claim 1, or are protected derivatives thereof, or R³ and R⁴ together form a bond in the 5-membered ring, or R is CH₂CH₂OR' where R' is C₁₋₆ alkyl or benzyl, and L is a leaving group.

23. A compound according to claim 1 substantially as hereinbefore described with reference to the Examples.

DATED this 28th day of July, 2003

AstraZeneca AB

by DAVIES COLLISON CAVE
Patent Attorneys for the Applicant

