



US00D430041S

United States Patent [19]
Pequignet

[11] **Patent Number: Des. 430,041**
[45] **Date of Patent: ** Aug. 29, 2000**

[54] **COMBINED WATCH AND BRACELET DESIGN**

[75] Inventor: **Emile Pequignet**, Fournets Luisans, France

[73] Assignee: **Montres Pequignet SA**, France

[**] Term: **14 Years**

[21] Appl. No.: **29/107,652**

[22] Filed: **Jul. 9, 1999**

[51] **LOC (7) Cl.** **10-02**

[52] **U.S. Cl.** **D10/32**

[58] **Field of Search** D10/1-40, 122-132;
D11/3-25; 63/1.1, 3, 5, 11; 368/276-277,
280-282, 285

[56] **References Cited**

U.S. PATENT DOCUMENTS

- D. 295,386 4/1988 Miyama D10/30
- D. 302,131 7/1989 Woomer D10/39

- D. 310,335 9/1990 Wunderman D10/32
- D. 326,418 5/1992 Rousseau D10/30
- D. 361,728 8/1995 Bulgari D10/39
- D. 361,946 9/1995 Bulgari D10/39
- D. 399,435 10/1998 Gogniat D10/39
- 5,363,351 11/1994 Carney 368/282

Primary Examiner—Nelson C. Holtje
Attorney, Agent, or Firm—McGlew and Tuttle, PC


[57] **CLAIM**

The ornamental design for a combined watch and bracelet design, as shown and described.

DESCRIPTION

FIG. 1 is a top view of my new combined watch and bracelet design;
FIG. 2 is a bottom view thereof;
FIG. 3 is a front, right, top perspective view thereof;
FIG. 4 is a rear end view thereof;
FIG. 5 is a right side view thereof;
FIG. 6 is a front end view thereof; and,
FIG. 7 is a left view thereof.

1 Claim, 2 Drawing Sheets






Fig. 1




Fig. 2



Fig. 3




Fig. 4




Fig. 5




Fig. 6



Fig. 7