



US00D930955S

(12) **United States Design Patent**  
**McGonegal**

(10) **Patent No.:** **US D930,955 S**

(45) **Date of Patent:** **\*\* Sep. 21, 2021**

(54) **BALACLAVA COMPRISING A CORD LOCK**

2006/0162048 A1\* 7/2006 Blutstein ..... A42B 1/046  
2/202

(71) Applicant: **Marshall McGonegal**, Eden, UT (US)

2010/0306898 A1\* 12/2010 Aurum ..... A42B 1/048  
2/84

(72) Inventor: **Marshall McGonegal**, Eden, UT (US)

2014/0096305 A1\* 4/2014 Friesen ..... A41D 1/04  
2/84

(73) Assignee: **Marshall McGonegal**, Eden, UT (US)

2015/0143604 A1\* 5/2015 Mizrahi ..... A42B 1/048  
2/84

(\*\*) Term: **15 Years**

**OTHER PUBLICATIONS**

(21) Appl. No.: **29/732,605**

Your Choice Balaclava Face Mask Thick Thermal Fleece Hood . . . [online]; [first published to the Internet on Nov. 11, 2014]; [retrieved from the Internet on Apr. 7, 2021]; URL: <https://www.amazon.com/Your-Choice-Balaclava-Snowboarding-Activities/dp/B075NXF362>. (5 pgs). (Year: 2014).\*

(22) Filed: **Apr. 26, 2020**

(51) **LOC (13) Cl.** ..... **02-03**

(52) **U.S. Cl.** ..... **D2/878**  
USPC .....

(58) **Field of Classification Search**

USPC ..... D2/500, 865, 866, 870, 874, 877, 878,  
D2/880, 881, 891, 728, 823, 824, 825,  
D2/828, 829, 831, 840, 841; D29/108  
CPC ... A41D 1/04; A41D 3/00; A41D 3/08; A41D  
2200/20; A41D 2300/30; A41D 2600/00;  
A41D 2600/20; A41D 27/12; A42B 1/00;  
A42B 1/04; A42B 1/041; A42B 1/045;  
A42B 1/046; A42B 1/048; A42B 1/066;  
A42B 1/205; A42B 1/225; A42B 1/24;  
A42B 7/00; A42C 5/04

See application file for complete search history.

\* cited by examiner

*Primary Examiner* — Jasmine Mlinarcik

(57) **CLAIM**

The ornamental design for a balaclava comprising a cord lock, as shown and described.

**DESCRIPTION**

FIG. 1 is a front perspective view of a balaclava comprising a cord lock;

FIG. 2 is a rear perspective view of a balaclava comprising a cord lock;

FIG. 3 is a side perspective view of a balaclava comprising a cord lock;

FIG. 4 is an opposite side perspective view of a balaclava comprising a cord lock;

FIG. 5 is a top perspective view of a balaclava comprising a cord lock;

FIG. 6 is a top perspective view of a balaclava comprising a cord lock; and,

FIG. 7 is a perspective view of a balaclava comprising a cord lock.

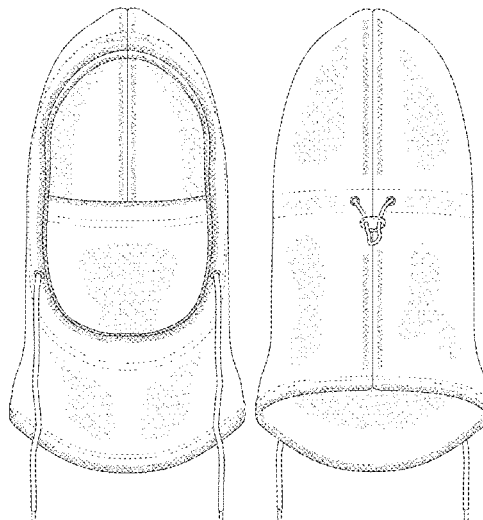
The broken lines depict claimed stitching.

**1 Claim, 7 Drawing Sheets**

(56) **References Cited**

**U.S. PATENT DOCUMENTS**

5,765,230 A \* 6/1998 Sivret ..... A42B 1/046  
2/202  
6,023,787 A \* 2/2000 French ..... A41D 13/1153  
2/173  
7,467,422 B2 \* 12/2008 Bugarin ..... A41D 23/00  
2/202  
D668,842 S \* 10/2012 Lumpkin ..... D2/866  
9,060,559 B2 \* 6/2015 Rojas Mas ..... A42B 1/048  
D758,703 S \* 6/2016 Shehadeh ..... D2/878  
D761,524 S \* 7/2016 Cook ..... D2/878  
D827,989 S \* 9/2018 Wang ..... D2/878  
D840,642 S \* 2/2019 Lu ..... D2/878



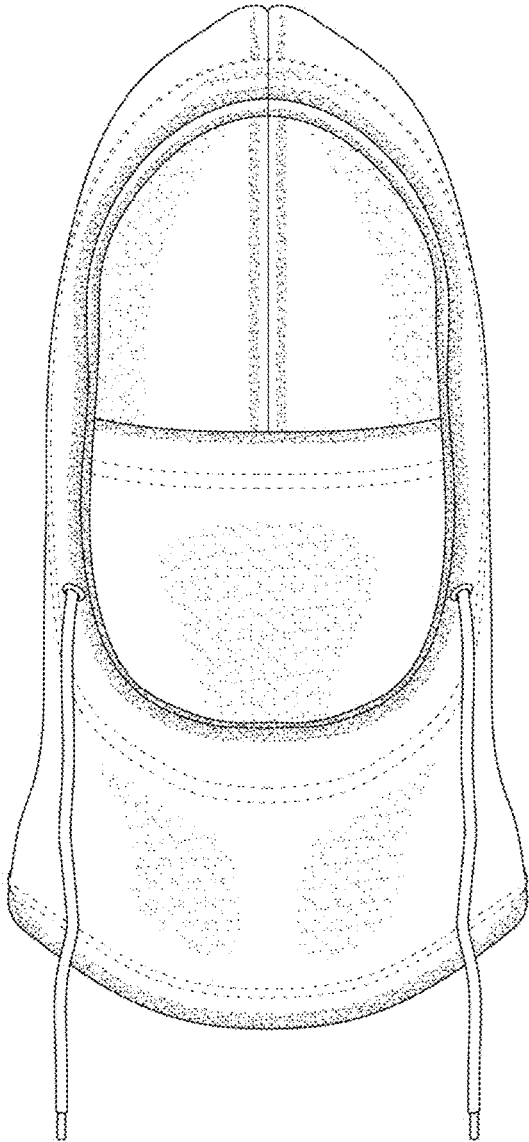


FIG. 1

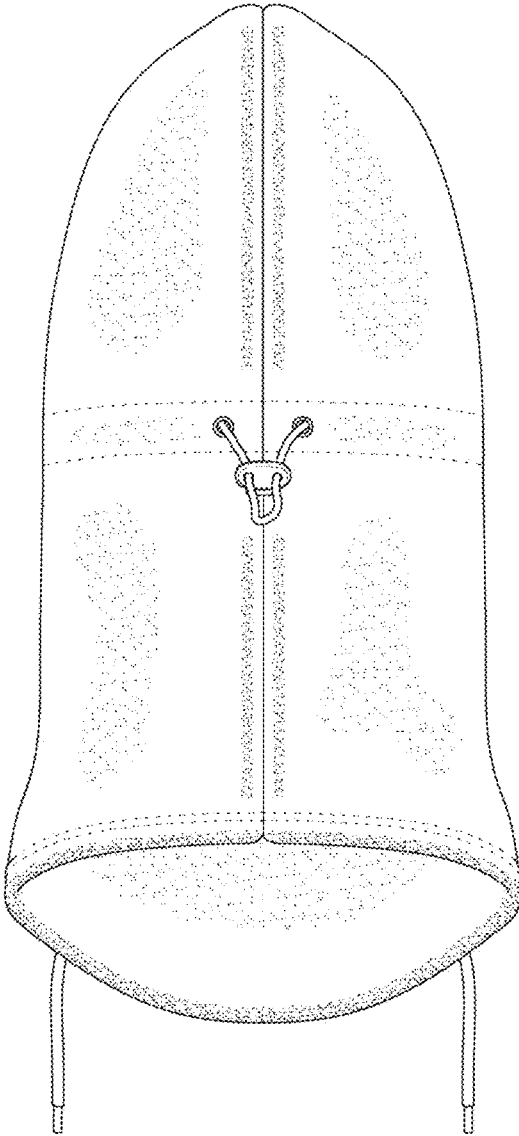


FIG. 2

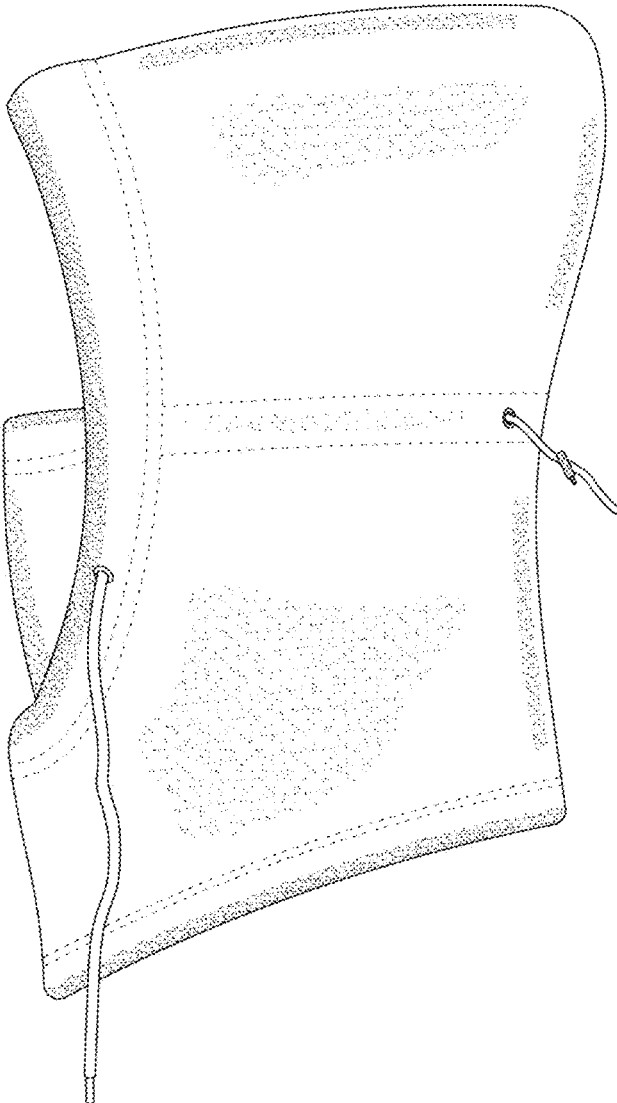


FIG. 3

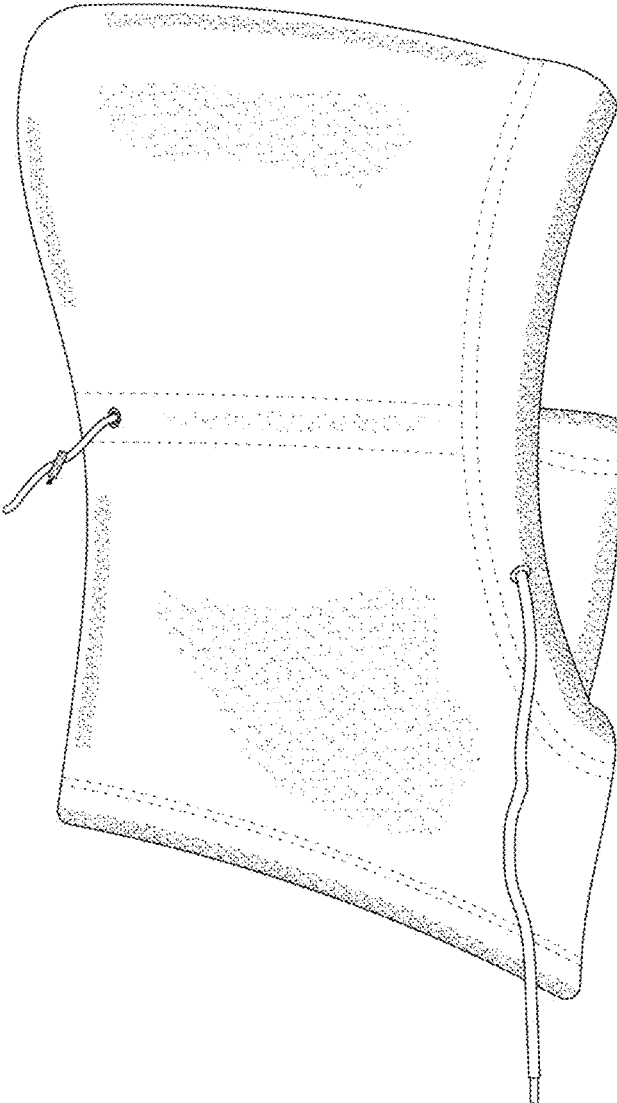


FIG. 4

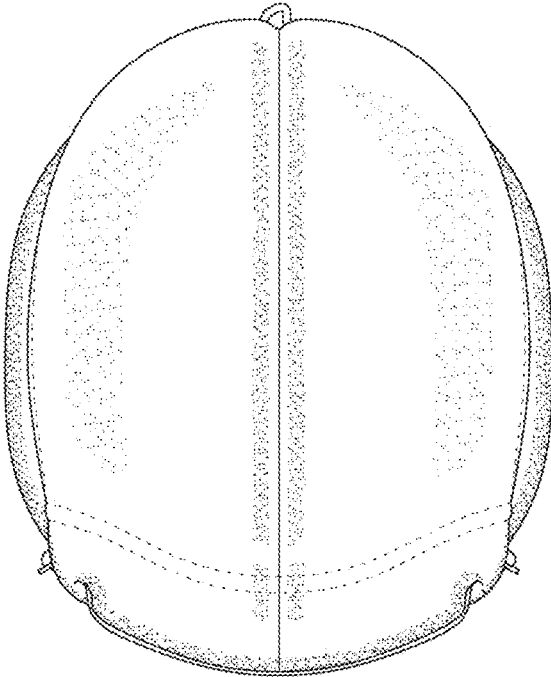


FIG. 5

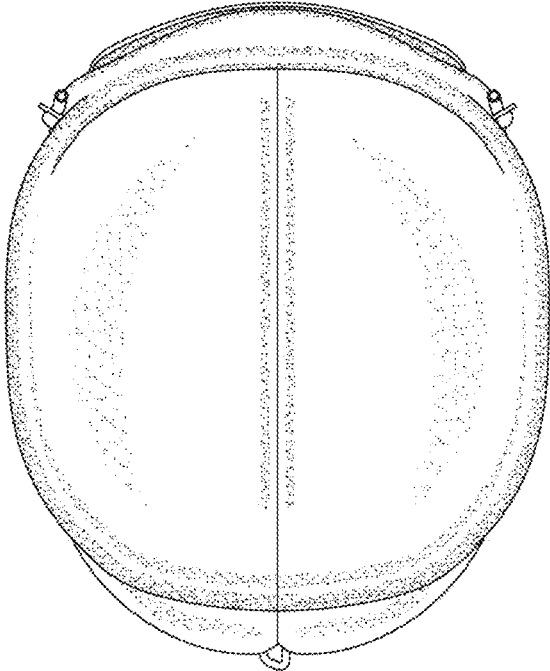


FIG. 6

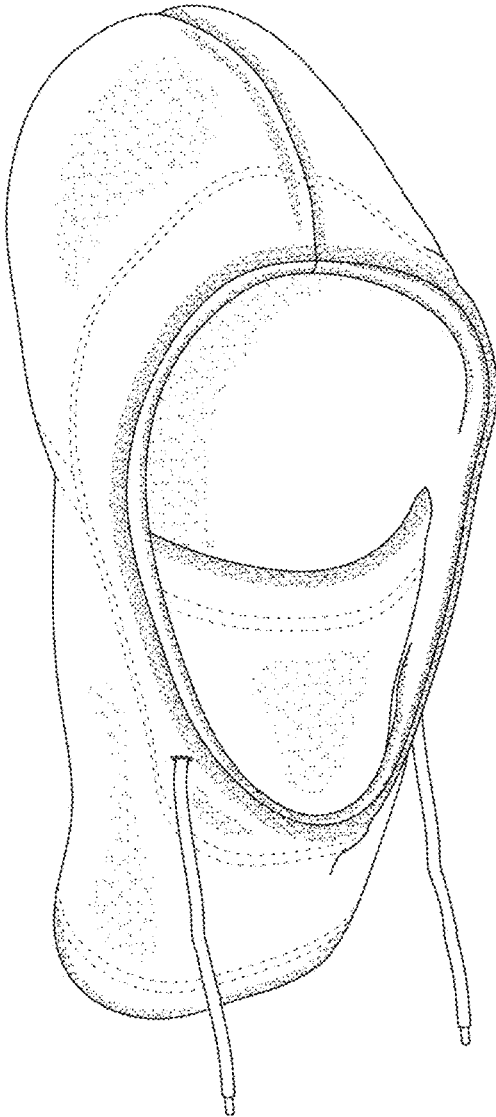


FIG. 7