



US00D767816S

(12) **United States Design Patent** (10) **Patent No.:** **US D767,816 S**
Kilian et al. (45) **Date of Patent:** **** Sep. 27, 2016**

(54) **ARCHITECTURAL CEILING FIXTURE MODULE** D208,367 S * 8/1967 Blitzer D26/121
D214,683 S * 7/1969 Deutsch D26/121
3,812,341 A * 5/1974 Cohen F21V 11/06
362/148

(71) Applicants: **Robert Kilian**, Venice, CA (US); **Kevin Kane**, Los Angeles, CA (US); **Chris Kabatsi**, Venice, CA (US) D245,533 S * 8/1977 Segil D26/121
D245,536 S * 8/1977 Segil D26/121
D480,172 S * 9/2003 Herst D26/121
D480,530 S * 10/2003 Herst D26/121
D605,813 S * 12/2009 Bear D26/121

(72) Inventors: **Robert Kilian**, Venice, CA (US); **Kevin Kane**, Los Angeles, CA (US); **Chris Kabatsi**, Venice, CA (US) 8,733,053 B2 5/2014 Kabatsi et al.
8,782,987 B2 7/2014 Kabatsi et al.
2014/0166836 A1 6/2014 Kabatsi et al.
2014/0202105 A1 7/2014 Kabatsi et al.

(73) Assignee: **Arktura LLC**, Los Angeles, CA (US)

* cited by examiner

(**) Term: **15 Years**

Primary Examiner — Brian N Vinson

(21) Appl. No.: **29/531,130**

(74) *Attorney, Agent, or Firm* — Zuber Lawler & Del Duca LLP

(22) Filed: **Jun. 23, 2015**

(51) **LOC (10) Cl.** **26-99**

(52) **U.S. Cl.**

USPC **D26/121**

(58) **Field of Classification Search**

USPC D26/1, 24, 121
CPC F21S 8/00; F21V 1/00; F21V 1/02;
F21V 11/06; F21V 11/00

See application file for complete search history.

(56) **References Cited**

U.S. PATENT DOCUMENTS

D182,991 S * 6/1958 Deaton D26/121
D187,291 S * 2/1960 Deaton D26/121

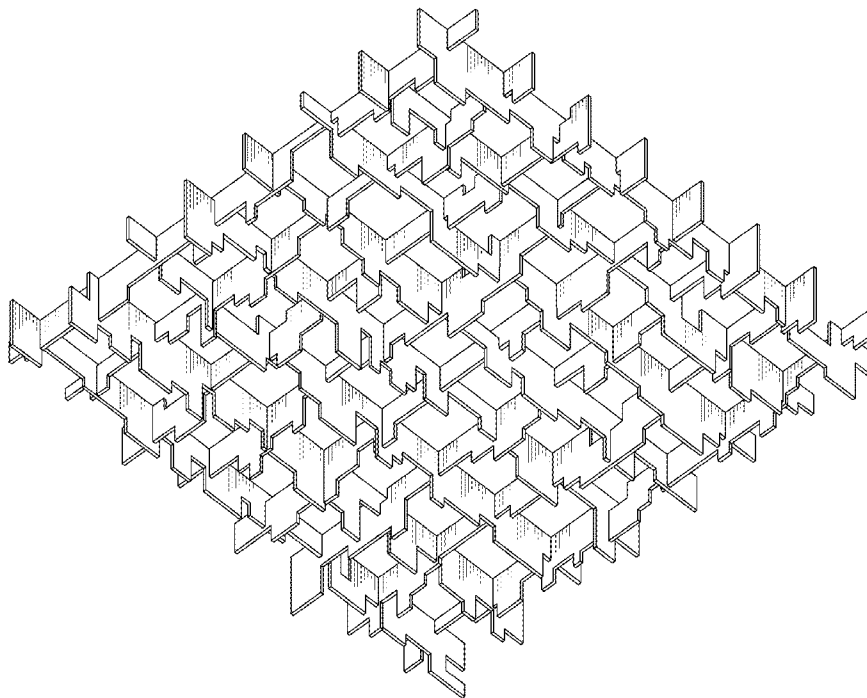
(57) **CLAIM**

The ornamental design for an architectural ceiling fixture module, as shown and described.

DESCRIPTION

FIG. 1 is a perspective view of our new design for an architectural ceiling fixture module;
FIG. 2 is a top plan view thereof;
FIG. 3 is a left elevational view thereof;
FIG. 4 is a right elevational view thereof;
FIG. 5 is a front elevational view thereof;
FIG. 6 is a rear elevational view thereof; and,
FIG. 7 is a bottom plan view thereof.

1 Claim, 4 Drawing Sheets



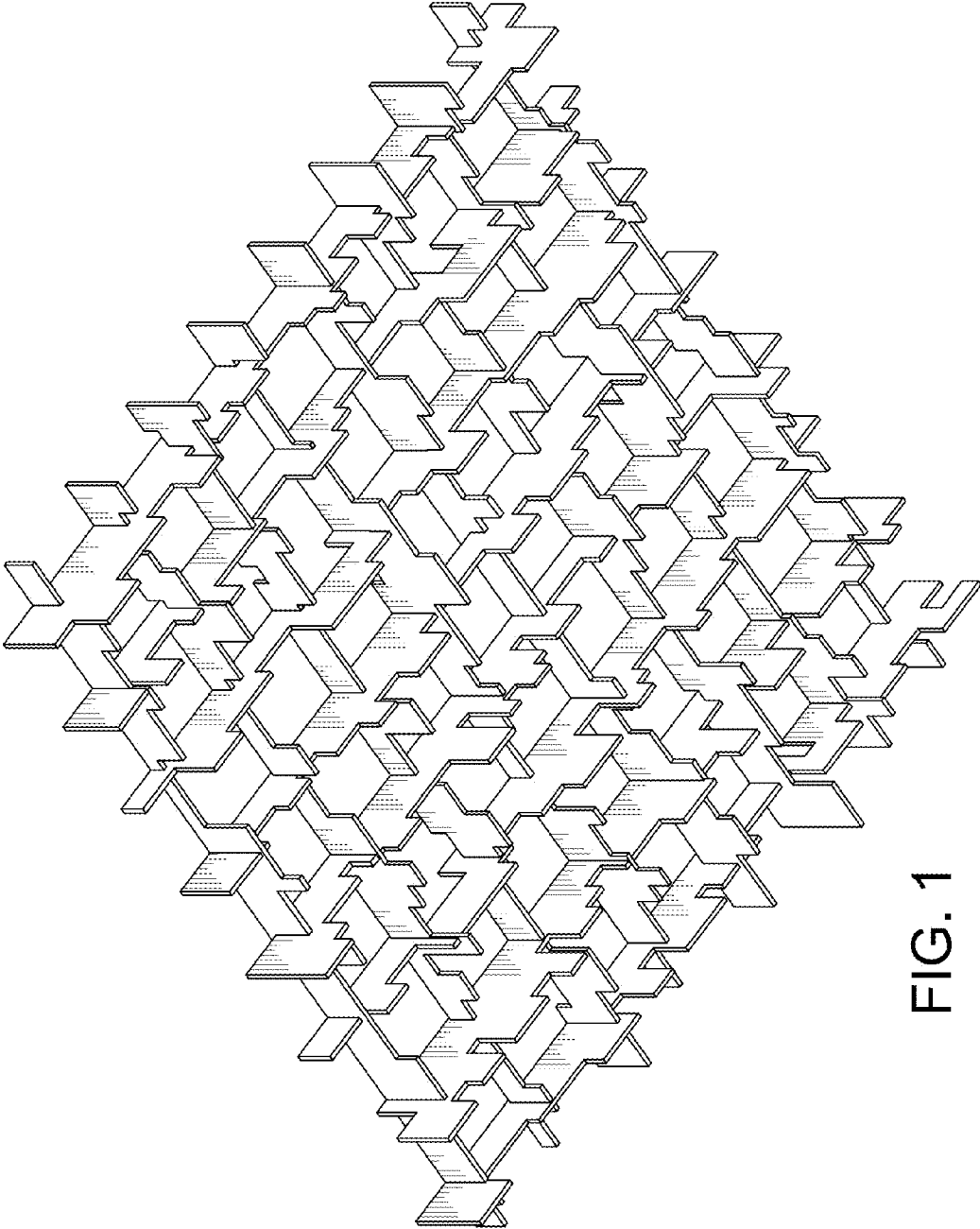


FIG. 1




FIG. 2

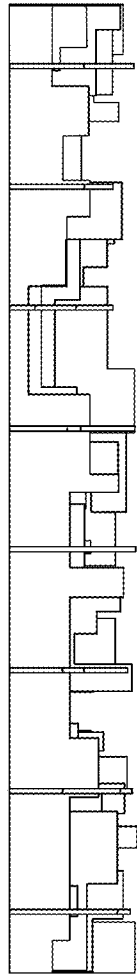


FIG. 3

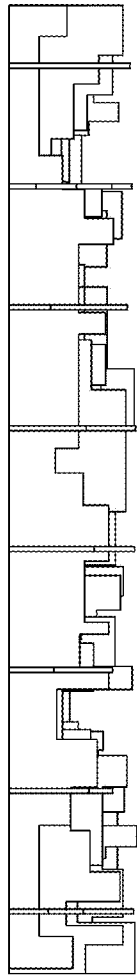


FIG. 4

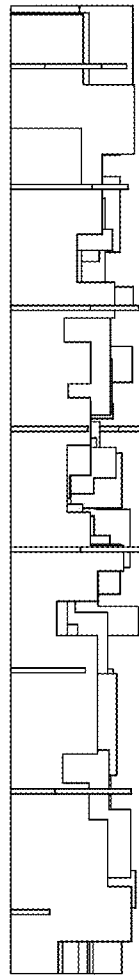


FIG. 5

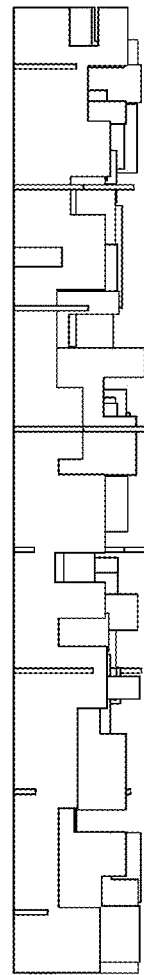


FIG. 6




FIG. 7