

(19) World Intellectual Property  
Organization  
International Bureau



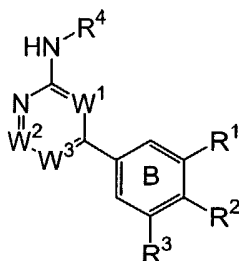
(43) International Publication Date  
21 May 2004 (21.05.2004)

PCT

(10) International Publication Number  
WO 2004/041814 A1

- (51) International Patent Classification<sup>7</sup>: C07D 413/04, 413/14, 403/04, A61K 31/538, A61P 9/00, 25/00, 37/00
- (21) International Application Number:  
PCT/US2003/035163
- (22) International Filing Date:  
4 November 2003 (04.11.2003)
- (25) Filing Language: English
- (26) Publication Language: English
- (30) Priority Data:  
60/423,579 4 November 2002 (04.11.2002) US
- (71) Applicant (for all designated States except US): VERTEX PHARMACEUTICALS INCORPORATED [US/US]; 130 Waverly Street, Cambridge, MA 02139 (US).
- (72) Inventors; and
- (75) Inventors/Applicants (for US only): BETHIEL, Randy, S. [US/US]; 314 Massachusetts Avenue, Lexington, MA 02420 (US). LEDEBOER, Mark [US/US]; 36 Faulkner Hill Road, Acton, MA 01720 (US).
- (74) Agent: SHAIR, Karoline, K., M., Shair; Vertex Pharmaceuticals Incorporated, 130 Waverly Street, Cambridge, MA 02139 (US).
- (81) Designated States (national): AE, AG, AL, AM, AT, AU, AZ, BA, BB, BG, BR, BY, BZ, CA, CH, CN, CO, CR, CU, CZ, DE, DK, DM, DZ, EC, EE, ES, FI, GB, GD, GE, GH, GM, HR, HU, ID, IL, IN, IS, JP, KE, KG, KP, KR, KZ, LC, LK, LR, LS, LT, LU, LV, MA, MD, MG, MK, MN, MW, MX, MZ, NO, NZ, OM, PH, PL, PT, RO, RU, SD, SE, SG, SK, SL, TJ, TM, TN, TR, TT, TZ, UA, UG, US, UZ, VN, YU, ZA, ZM, ZW.
- (84) Designated States (regional): ARIPO patent (BW, GH, GM, KE, LS, MW, MZ, SD, SL, SZ, TZ, UG, ZM, ZW), Eurasian patent (AM, AZ, BY, KG, KZ, MD, RU, TJ, TM), European patent (AT, BE, BG, CH, CY, CZ, DE, DK, EE, ES, FI, FR, GB, GR, HU, IE, IT, LU, MC, NL, PT, RO, SE, SI, SK, TR), OAPI patent (BF, BJ, CF, CG, CI, CM, GA, GN, GQ, GW, ML, MR, NE, SN, TD, TG).
- Published:**
- with international search report
  - before the expiration of the time limit for amending the claims and to be republished in the event of receipt of amendments
- For two-letter codes and other abbreviations, refer to the "Guidance Notes on Codes and Abbreviations" appearing at the beginning of each regular issue of the PCT Gazette.

(54) Title: HETEROARYL-PYRAMIDINE DERIVATIVES AS JAK INHIBITORS



(I)

(57) Abstract: The present invention provides a compound of formula (I) or a pharmaceutically acceptable salt thereof. The invention also provides pharmaceutically acceptable compositions comprising the compounds of the invention and methods of utilizing those compounds and compositions in the treatment of various protein kinase mediated disorders.

WO 2004/041814 A1

## HETEROARYL-PYRIMIDINE DERIVATIVES AS JAK INHIBITORS

### CROSS-REFERENCE TO RELATED APPLICATIONS

[0001] The present application claims priority under 35 U.S.C. § 119(e) to U.S. Provisional Application number 60/423,579, filed November 4, 2002, entitled "Compositions Useful as Inhibitors of Jak and Other Protein Kinases, the entire contents of which is hereby incorporated by reference.

### TECHNICAL FIELD OF INVENTION

[0002] The present invention relates to compounds useful as inhibitors of protein kinases. The invention also provides pharmaceutically acceptable compositions comprising the compounds of the invention and methods of using the compositions in the treatment of various disorders.

### BACKGROUND OF THE INVENTION

[0003] The search for new therapeutic agents has been greatly aided in recent years by a better understanding of the structure of enzymes and other biomolecules associated with diseases. One important class of enzymes that has been the subject of extensive study is protein kinases.

[0004] Protein kinases constitute a large family of structurally related enzymes that are responsible for the control of a variety of signal transduction processes within the cell. (See, Hardie, G. and Hanks, S. *The Protein Kinase Facts Book, I and II*, Academic Press, San Diego, CA: 1995). Protein kinases are thought to have evolved from a common ancestral gene due to the conservation of their structure and catalytic function. Almost all kinases contain a similar 250-300 amino acid catalytic domain. The kinases may be categorized into families by the substrates they phosphorylate (e.g., protein-tyrosine, protein-serine/threonine, lipids, etc.). Sequence motifs have been identified that generally correspond to each of these kinase families (See, for example, Hanks, S.K., Hunter, T., *FASEB J.* **1995**, *9*, 576-596; Knighton *et al.*, *Science* **1991**, *253*, 407-414; Hiles *et al.*, *Cell* **1992**, *70*, 419-429; Kunz *et al.*, *Cell* **1993**, *73*, 585-596; Garcia-Bustos *et al.*, *EMBO J.* **1994**, *13*, 2352-2361).

[0005] Many diseases are associated with abnormal cellular responses triggered by protein kinase-mediated events. These diseases include autoimmune diseases, inflammatory diseases, bone diseases, metabolic diseases, neurological and neurodegenerative diseases, cancer, cardiovascular diseases, allergies and asthma, Alzheimer's disease and hormone-related diseases. Accordingly, there has been a substantial effort in medicinal chemistry to find protein kinase inhibitors that are effective as therapeutic agents.

[0006] The Janus kinases (JAK) are a family of tyrosine kinases consisting of JAK1, JAK2, JAK3 and TYK2. The JAKs play a critical role in cytokine signaling. The downstream substrates of the JAK family of kinases include the signal transducer and activator of transcription (STAT) proteins. JAK/STAT signaling has been implicated in the mediation of many abnormal immune responses such as allergies, asthma, autoimmune diseases such as transplant rejection, rheumatoid arthritis, amyotrophic lateral sclerosis and multiple sclerosis as well as in solid and hematologic malignancies such as leukemias and lymphomas. The pharmaceutical intervention in the JAK/STAT pathway has been reviewed [*Frank Mol. Med.* **5**, 432-456 (1999) & Seidel, et al, *Oncogene* **19**, 2645-2656 (2000)].

[0007] JAK1, JAK2, and TYK2 are ubiquitously expressed, while JAK3 is predominantly expressed in hematopoietic cells. JAK3 binds exclusively to the common cytokine receptor gamma chain ( $\gamma_c$ ) and is activated by IL-2, IL-4, IL-7, IL-9, and IL-15. The proliferation and survival of murine mast cells induced by IL-4 and IL-9 have, in fact, been shown to be dependent on JAK3- and  $\gamma_c$ - signaling [Suzuki et al, *Blood* **96**, 2172-2180 (2000)].

[0008] Cross-linking of the high-affinity immunoglobulin (Ig) E receptors of sensitized mast cells leads to a release of proinflammatory mediators, including a number of vasoactive cytokines resulting in acute allergic, or immediate (type I) hypersensitivity reactions [Gordon et al, *Nature* **346**, 274-276 (1990) & Galli, *N. Engl. J. Med.*, **328**, 257-265 (1993)]. A crucial role for JAK3 in IgE receptor-mediated mast cell responses *in vitro* and *in vivo* has been established [Malaviya, et al, *Biochem. Biophys. Res. Commun.* **257**, 807-813 (1999)]. In addition, the prevention of type I hypersensitivity reactions, including anaphylaxis, mediated by mast cell-activation through inhibition of JAK3 has also been reported [Malaviya et al, *J. Biol. Chem.* **274**, 27028-27038 (1999)]. Targeting mast cells with JAK3 inhibitors modulated mast cell degranulation *in vitro* and prevented IgE receptor/antigen-mediated anaphylactic reactions *in vivo*.

[0009] A recent study described the successful targeting of JAK3 for immune suppression and allograft acceptance. The study demonstrated a dose-dependent survival of Buffalo heart allograft in Wistar Furth recipients upon administration of inhibitors of JAK3 indicating the possibility of regulating unwanted immune responses in graft versus host disease [Kirken, *Transpl. Proc.* **33**, 3268-3270 (2001)].

[0010] IL-4-mediated STAT-phosphorylation has been implicated as the mechanism involved in early and late stages of rheumatoid arthritis (RA). Up-regulation of proinflammatory cytokines in RA synovium and synovial fluid is a characteristic of the disease. It has been demonstrated that IL-4-mediated activation of IL-4/STAT pathway is mediated through the Janus Kinases (JAK 1 & 3) and that IL-4-associated JAK kinases are expressed in the RA synovium [Muller-Ladner, et al, *J. Immunol.* **164**, 3894-3901 (2000)].

[0011] Familial amyotrophic lateral sclerosis (FALS) is a fatal neurodegenerative disorder affecting about 10% of ALS patients. The survival rates of FALS mice were increased upon treatment with a JAK3 specific inhibitor. This suggested that JAK3 plays a role in FALS [Trieu, et al, *Biochem. Biophys. Res. Commun.* **267**, 22-25 (2000)].

[0012] Signal transducer and activator of transcription (STAT) proteins are activated by, among others, the JAK family kinases. Results from a recent study suggested the possibility of intervention in the JAK/STAT signaling pathway by targeting JAK family kinases with specific inhibitors for the treatment of leukemia [Sudbeck, et al, *Clin. Cancer Res.* **5**, 1569-1582 (1999)]. JAK3 specific compounds were shown to inhibit the clonogenic growth of JAK3-expressing cell lines DAUDI, RAMOS, LC1;19, NALM-6, MOLT-3 and HL-60.

[0013] In animal models, TEL/JAK2 fusion proteins have induced myeloproliferative disorders and in hematopoietic cell lines, introduction of TEL/JAK2 resulted in activation of STAT1, STAT3, STAT5, and cytokine-independent growth [Schwaller, et al, *EMBO J.* **17**, 5321-5333 (1998)].

[0014] Inhibition of JAK 3 and TYK 2 abrogated tyrosine phosphorylation of STAT3, and inhibited cell growth of mycosis fungoides, a form of cutaneous T cell lymphoma. These results implicated JAK family kinases in the constitutively activated JAK/STAT pathway that is present in mycosis fungoides [Nielsen, et al, *Proc. Nat. Acad. Sci. U.S.A.* **94**, 6764-6769 (1997)]. Similarly, STAT3, STAT5, JAK1 and JAK2 were demonstrated to be constitutively activated in mouse T cell lymphoma characterized initially by LCK over-expression, thus further implicating the JAK/STAT pathway in abnormal cell growth [Yu, et al, *J. Immunol.* **159**, 5206-5210 (1997)]. In addition, IL-6-mediated STAT3 activation was blocked by an

inhibitor of JAK, leading to sensitization of myeloma cells to apoptosis [Catlett-Falcone, et al, *Immunity* **10**, 105-115 (1999)].

[0015] Cyclin-dependent kinases (CDKs) are serine/threonine protein kinases consisting of a  $\beta$ -sheet rich amino-terminal lobe and a larger carboxy-terminal lobe which is largely  $\alpha$ -helical. The CDKs display the 11 subdomains shared by all protein kinases and range in molecular mass from 33 to 44 kD. This family of kinases, which includes CDK1, CDK2, CDK4, and CDK6, requires phosphorylation at the residue corresponding to CDK2 Thr160 in order to be fully active [Meijer, L., *Drug Resistance Updates*, **3**, 83-88 (2000)].

[0016] Each CDK complex is formed from a regulatory cyclin subunit (e.g., cyclin A, B1, B2, D1, D2, D3, and E) and a catalytic kinase subunit (e.g., CDK1, CDK2, CDK4, CDK5, and CDK6). Each different kinase/cyclin pair functions to regulate the different and specific phases of the cell cycle known as the G<sub>1</sub>, S, G<sub>2</sub>, and M phases [Nigg, E., *Nature Reviews*, **2**, 21-32 (2001); Flatt, P., Pietenpol, J., *Drug Metabolism Reviews*, **32**, 283-305 (2000)].

[0017] The CDKs have been implicated in cell proliferation disorders, particularly in cancer. Cell proliferation is a result of the direct or indirect deregulation of the cell division cycle and the CDKs play a critical role in the regulation of the various phases of this cycle. For example, the over-expression of cyclin D1 is commonly associated with numerous human cancers including breast, colon, hepatocellular carcinomas and gliomas [Flatt, P., Pietenpol, J., *Drug Metabolism Reviews*, **32**, 283-305 (2000)]. The CDK2/cyclin E complex plays a key role in the progression from the early G<sub>1</sub> to S phases of the cell cycle and the overexpression of cyclin E has been associated with various solid tumors. Therefore, inhibitors of cyclins D1, E, or their associated CDKs are useful targets for cancer therapy [Kaubisch, A., Schwartz, G., *The Cancer Journal*, **6**, 192-212 (2000)].

[0018] CDKs, especially CDK2, also play a role in apoptosis and T-cell development. CDK2 has been identified as a key regulator of thymocyte apoptosis [Williams, O., et al, *European Journal of Immunology*, 709-713 (2000)]. Stimulation of CDK2 kinase activity is associated with the progression of apoptosis in thymocytes, in response to specific stimuli. Inhibition of CDK2 kinase activity blocks this apoptosis resulting in the protection of thymocytes.

[0019] In addition to regulating the cell cycle and apoptosis, the CDKs are directly involved in the process of transcription. Numerous viruses require CDKs for their replication process. Examples where CDK inhibitors restrain viral replication include human

cytomegakovirus, herpes virus, and varicella-zoster virus [Meijer, L., *Drug Resistance Updates*, **3**, 83-88 (2000)].

[0020] Inhibition of CDK is also useful for the treatment of neurodegenerative disorders such as Alzheimer's disease. The appearance of Paired Helical Filaments (PHF), associated with Alzheimer's disease, is caused by the hyperphosphorylation of Tau protein by CDK5/p25 [Meijer, L., *Drug Resistance Updates*, **3**, 83-88 (2000)].

[0021] JNK is a member of the mitogen-activated protein (MAP) kinase family. MAP kinases (MAPKs) are activated by a variety of signals including growth factors, cytokines, UV radiation, and stress-inducing agents. MAPKs are serine/threonine kinases and their activation occur by dual phosphorylation of threonine and tyrosine at the Thr-X-Tyr segment in the activation loop. MAPKs phosphorylate various substrates including transcription factors, which in turn regulate the expression of specific sets of genes and thus mediate a specific response to the stimulus.

[0022] Three distinct genes, JNK1, JNK2, JNK3 have been identified for this kinase family and at least ten different splicing isoforms of JNKs exist in mammalian cells [Gupta et al., *EMBO J.*, **15**, 2760-70 (1996)]. Members of the JNK family are activated by proinflammatory cytokines, such as tumor necrosis factor- $\alpha$  (TNF $\alpha$ ) and interleukin-1  $\beta$  (IL-1 $\beta$ ), as well as by environmental stress, including anisomycin, UV irradiation, hypoxia, and osmotic shock [Minden et al., *Biochemica et Biophysica Acta*, **1333**, F85-F104 (1997)].

[0023] The down-stream substrates of JNKs include transcription factors c-Jun, ATF-2, Elk1, p53 and a cell death domain protein (DENN) [Zhang et al. *Proc. Natl. Acad. Sci. USA*, **95**, 2586-91 (1998)]. Each JNK isoform binds to these substrates with different affinities, suggesting a regulation of signaling pathways by substrate specificity of different JNKs *in vivo* (Gupta et al., *supra*).

[0024] JNKs, along with other MAPKs, have been implicated in having a role in mediating cellular response to cancer, thrombin-induced platelet aggregation, immunodeficiency disorders, autoimmune diseases, cell death, allergies, osteoporosis and heart disease. The therapeutic targets related to activation of the JNK pathway include chronic myelogenous leukemia (CML), rheumatoid arthritis, asthma, osteoarthritis, ischemia, cancer and neurodegenerative diseases.

[0025] Several reports have detailed the importance of JNK activation associated with liver disease or episodes of hepatic ischemia [*Nat. Genet.* **21**, 326-9 (1999); *FEBS Lett.* **420**,

201-4 (1997); *J. Clin. Invest.* **102**, 1942-50 (1998); *Hepatology* **28**, 1022-30 (1998)]. Therefore, inhibitors of JNK may be useful to treat various hepatic disorders.

[0026] A role for JNK in cardiovascular disease such as myocardial infarction or congestive heart failure has also been reported as it has been shown JNK mediates hypertrophic responses to various forms of cardiac stress [*Circ. Res.* **83**, 167-78 (1998); *Circulation* **97**, 1731-7 (1998); *J. Biol. Chem.* **272**, 28050-6 (1997); *Circ. Res.* **79**, 162-73 (1996); *Circ. Res.* **78**, 947-53 (1996); *J. Clin. Invest.* **97**, 508-14 (1996)].

[0027] It has been demonstrated that the JNK cascade also plays a role in T-cell activation, including activation of the IL-2 promoter. Thus, inhibitors of JNK may have therapeutic value in altering pathologic immune responses [*J. Immunol.* **162**, 3176-87 (1999); *Eur. J. Immunol.* **28**, 3867-77 (1998); *J. Exp. Med.* **186**, 941-53 (1997); *Eur. J. Immunol.* **26**, 989-94 (1996)].

[0028] A role for JNK activation in various cancers has also been established, suggesting the potential use of JNK inhibitors in cancer. For example, constitutively activated JNK is associated with HTLV-1 mediated tumorigenesis [*Oncogene* **13**, 135-42 (1996)]. JNK may play a role in Kaposi's sarcoma (KS) because it is thought that the proliferative effects of bFGF and OSM on KS cells are mediated by their activation of the JNK signaling pathway [*J. Clin. Invest.* **99**, 1798-804 (1997)]. Other proliferative effects of other cytokines implicated in KS proliferation, such as vascular endothelial growth factor (VEGF), IL-6 and TNF $\alpha$ , may also be mediated by JNK. In addition, regulation of the c-jun gene in p210 BCR-ABL transformed cells corresponds with activity of JNK, suggesting a role for JNK inhibitors in the treatment for chronic myelogenous leukemia (CML) [*Blood* **92**, 2450-60 (1998)].

[0029] JNK1 and JNK2 are widely expressed in a variety of tissues. In contrast, JNK3 is selectively expressed in the brain and to a lesser extent in the heart and testis [Gupta et al., *supra*; Mohit et al., *Neuron* **14**, 67-78 (1995); Martin et al., *Brain Res. Mol. Brain Res.* **35**, 47-57 (1996)]. JNK3 has been linked to neuronal apoptosis induced by kainic acid, indicating a role of JNK in the pathogenesis of glutamate neurotoxicity. In the adult human brain, JNK3 expression is localized to a subpopulation of pyramidal neurons in the CA1, CA4 and subiculum regions of the hippocampus and layers 3 and 5 of the neocortex [Mohit et al., *supra*]. The CA1 neurons of patients with acute hypoxia showed strong nuclear JNK3-immunoreactivity compared to minimal, diffuse cytoplasmic staining of the hippocampal neurons from brain tissues of normal patients [Zhang et al., *supra*]. Thus, JNK3 appears to be involved in hypoxic and ischemic damage of CA1 neurons in the hippocampus.

[0030] In addition, JNK3 co-localizes immunohistochemically with neurons vulnerable in Alzheimer's disease [Mohit et al., *supra*]. Disruption of the JNK3 gene caused resistance of mice to the excitotoxic glutamate receptor agonist kainic acid, including the effects on seizure activity, AP-1 transcriptional activity and apoptosis of hippocampal neurons, indicating that the JNK3 signaling pathway is a critical component in the pathogenesis of glutamate neurotoxicity (Yang et al., *Nature*, **389**, 865-870 (1997)).

[0031] Based on these findings, JNK signalling, especially that of JNK3, has been implicated in the areas of apoptosis-driven neurodegenerative diseases such as Alzheimer's Disease, Parkinson's Disease, ALS (Amyotrophic Lateral Sclerosis), epilepsy and seizures, Huntington's Disease, traumatic brain injuries, as well as ischemic and hemorrhaging stroke.

[0032] ZAP-70 is essential for T cell receptor signalling. Expression of this tyrosine kinase is restricted to T-cells and natural killer cells. The importance of ZAP-70 in T-cell function has been demonstrated in human patients, human T-cell lines and mice. Human patients suffering from a rare form of severe combined deficiency syndrome (SCID) possess homozygous mutations in ZAP-70 (reviewed in Elder J. of pediatric hematology/oncology 19(6) 546-550 1997). These patients have profound immunodeficiency, lack CD8+ T cells and have CD4+ T cells that are unresponsive to T cell receptor (TCR)-mediated stimulation. Following TCR activation these CD4+ cells show severe defects in Ca<sup>2+</sup> mobilization, tyrosine phosphorylation of down-stream substrates, proliferation and IL-2 production 70 (reviewed in Elder Pediatric research 39, 743-748). Human Jurkat cells lacking ZAP-70 also provide important insights into the critical role of ZAP-70 in T cell receptor signalling. A Jurkat clone (p116) with no detectable ZAP-70 protein was shown to have defects in T cell receptor signalling which could be corrected by re-introduction of wt ZAP-70 (Williams et al Molecular and Cellular Biology 18 (3), 1388-1399 1998). Studies of mice lacking ZAP-70 also demonstrate a requirement of ZAP-70 in T-cell receptor signalling. Zap-70-deficient mice have profound defects in T cell development and T cell receptor signalling in thymocytes is impaired (Negishi et al, Nature 376, 435-438 1995).

[0033] The importance of the kinase domain in ZAP-70 function is demonstrated by studies of human patients and mice expressing identical mutations in the DLAARN motif within the kinase domain of ZAP-70. Inactivation of kinase activity by this mutation results in defective T cell receptor signalling (Elder et al J. Immunology 656-661 2001). Catalytically inactive ZAP-70 (Lys369Arg) was also defective in restoring T cell receptor

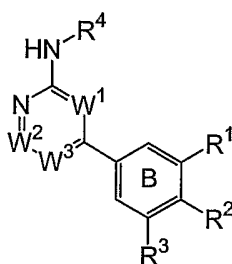


signalling in a ZAP-70 deficient Jurkat cell clone (p116) (Williams et al Molecular and Cellular Biology 18 (3), 1388-1399 1998).

[0034] Accordingly, there is a great need to develop inhibitors of JAK, JNK, CDK, and ZAP-70 protein kinases that are useful in treating various diseases or conditions associated with JAK, JNK, CDK, and ZAP-70 activation, particularly given the inadequate treatments currently available for the majority of these disorders.

### SUMMARY OF THE INVENTION

[0035] It has now been found that compounds of this invention, and pharmaceutically acceptable compositions thereof, are effective as inhibitors of JAK, JNK, ZAP-70, and CDK protein kinases. In certain embodiments, these compounds are effective as inhibitors of JAK, JNK, ZAP-70, and CDK protein kinases. These compounds have the general formula I:



### I

or a pharmaceutically acceptable salt thereof, wherein  $W^1$  is nitrogen or CH,  $W^2$  is nitrogen or  $C-(U)_pR^U$ ,  $W^3$  is nitrogen or  $C-(V)_qR^V$ , and  $R^1$ ,  $R^2$ ,  $R^3$ , and  $R^4$  are as described below.

[0036] These compounds and pharmaceutical compositions thereof are useful for treating or preventing a variety of disorders, such as heart disease, diabetes, Alzheimer's disease, immunodeficiency disorders, inflammatory diseases, allergic diseases, autoimmune diseases, destructive bone disorders such as osteoporosis, proliferative disorders, infectious diseases, immunologically-mediated diseases, and viral diseases. The compositions are also useful in methods for preventing cell death and hyperplasia and therefore may be used to treat or prevent reperfusion/ischemia in stroke, heart attacks, and organ hypoxia. The compositions are also useful in methods for preventing thrombin-induced platelet aggregation. The compositions are especially useful for disorders such as chronic myelogenous leukemia (CML), rheumatoid arthritis, asthma, osteoarthritis, ischemia, cancer, liver disease including

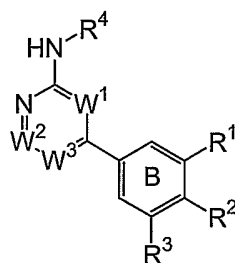
hepatic ischemia, heart disease such as myocardial infarction and congestive heart failure, pathologic immune conditions involving T cell activation, and neurodegenerative disorders.

[0037] The compounds provided by this invention are also useful for the study of kinases in biological and pathological phenomena; the study of intracellular signal transduction pathways mediated by such kinases, and the comparative evaluation of new kinase inhibitors.

### DETAILED DESCRIPTION OF THE INVENTION

[0038] *I. General Description of Compounds of the Invention:*

[0039] The present invention relates to a compound of formula **I**:



**I**

or a pharmaceutically acceptable salt thereof, wherein:

$W^1$  is nitrogen or CH,  $W^2$  is nitrogen or C-(U)<sub>p</sub>R<sup>U</sup>, and  $W^3$  is nitrogen or C-(V)<sub>q</sub>R<sup>V</sup>;

p and q are each independently 0 or 1;

R<sup>U</sup> and R<sup>V</sup> are each independently R or Ar<sup>1</sup>;

U and V are each independently a bond or a C<sub>1-6</sub> alkylidene chain, wherein up to two

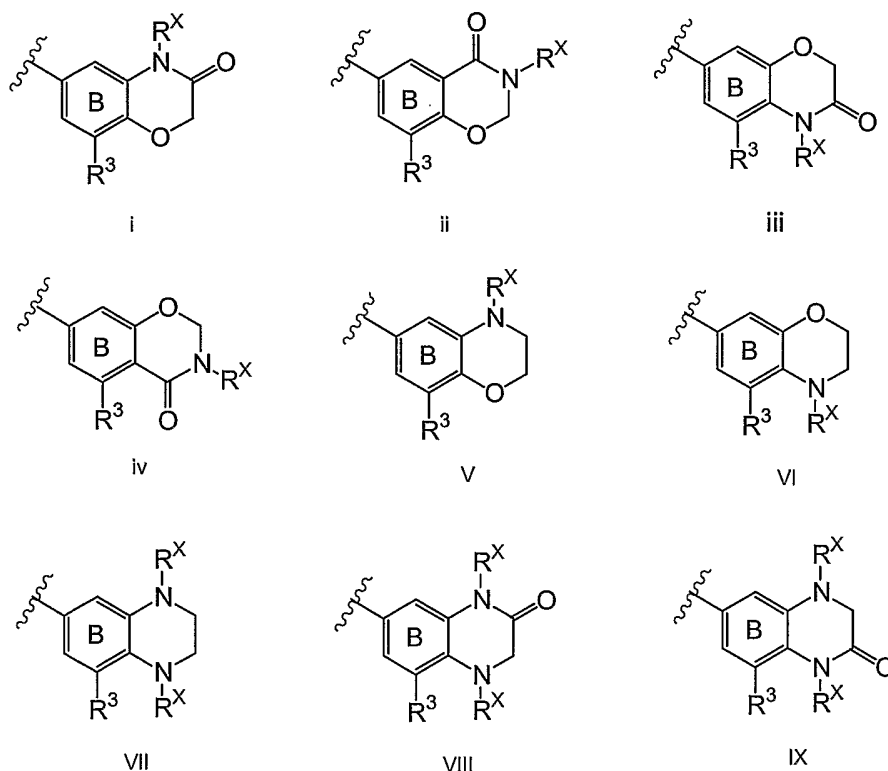
methylene units of the chain are optionally and independently replaced by CO, CO<sub>2</sub>, COCO, CONR, OCONR, NRNR, NRNRCO, NRCO, NRCO<sub>2</sub>, NRCONR, SO, SO<sub>2</sub>, NRSO<sub>2</sub>, SO<sub>2</sub>NR, NRSO<sub>2</sub>NR, O, S, or NR;

each occurrence of R is independently hydrogen or an optionally substituted C<sub>1</sub>-C<sub>4</sub> aliphatic, or two R bound to the same nitrogen atom are optionally taken together with the nitrogen atom to form a 3-7 membered saturated, partially unsaturated, or fully unsaturated ring having 0-2 additional heteroatoms independently selected from nitrogen, oxygen, or sulfur;

Ar<sup>1</sup> is a 5-7 membered saturated, partially unsaturated, or fully unsaturated monocyclic ring having 0-3 heteroatoms independently selected from nitrogen, oxygen, or sulfur, or an 8-12 membered saturated, partially unsaturated, or fully unsaturated bicyclic ring

system having 0-5 heteroatoms independently selected from nitrogen, oxygen, or sulfur; wherein  $Ar^1$  is optionally substituted with  $m$  independent occurrences of  $Z-R^5$ ; wherein  $m$  is 0-5,  $Z$  is a bond or is a  $C_1-C_6$  alkylidene chain wherein up to two methylene units of  $Z$  are optionally replaced by CO,  $CO_2$ , COCO, CONR, OCONR, NRNR, NRNRCO, NRCO,  $NRCO_2$ , NRCONR, SO,  $SO_2$ ,  $NRSO_2$ ,  $SO_2NR$ ,  $NRSO_2NR$ , O, S, or NR; and each occurrence of  $R^5$  is independently hydrogen, an optionally substituted aliphatic, heteroaliphatic, aryl or heteroaryl group, halogen,  $NO_2$ , CN, OR, SR,  $N(R)_2$ , NRCOR,  $NRCON(R)_2$ ,  $NRCO_2R$ , COR,  $CO_2R$ , OCOR,  $CON(R)_2$ ,  $OCON(R)_2$ , SOR,  $SO_2R$ ,  $SO_2N(R)_2$ ,  $NRSO_2R$ ,  $NRSO_2N(R)_2$ , COCOR, or  $COCH_2COR$ ;

$R^1$  and  $R^2$  taken together and fused to ring B form a cyclic moiety selected from one of the following:



wherein each occurrence of  $R^X$  is independently hydrogen, QR, or  $Q_nAr^1$ ;  $n$  is zero or one;

and Q is an optionally substituted  $C_{1-4}$  alkylidene chain wherein one methylene unit of Q is optionally replaced by CO,  $CO_2$ , COCO, CONR, OCONR, NRNR, NRNRCO, NRCO,  $NRCO_2$ , NRCONR, SO,  $SO_2$ ,  $NRSO_2$ ,  $SO_2NR$ ,  $NRSO_2NR$ , O, S, or NR;

R<sup>3</sup> is halogen, QR, Q<sub>n</sub>CN, Q<sub>n</sub>NO<sub>2</sub>, or Q<sub>n</sub>Ar<sup>1</sup>; and

R<sup>4</sup> is Ar<sup>1</sup>, or T-Ar<sup>1</sup>;

wherein T is a C<sub>1-2</sub> alkylidene chain wherein one methylene unit of T is optionally replaced by CO, CO<sub>2</sub>, COCO, CONR, OCONR, NRNR, NRNRCO, NRCO, NRCO<sub>2</sub>, NRCONR, SO, SO<sub>2</sub>, NRSO<sub>2</sub>, SO<sub>2</sub>NR, NRSO<sub>2</sub>NR, O, S, or NR.

[0040] 2. *Compounds and Definitions:*

[0041] Compounds of this invention include those described generally above, and are further illustrated by the classes, subclasses, and species disclosed herein. As used herein, the following definitions shall apply unless otherwise indicated. For purposes of this invention, the chemical elements are identified in accordance with the Periodic Table of the Elements, CAS version, Handbook of Chemistry and Physics, 75<sup>th</sup> Ed. Additionally, general principles of organic chemistry are described in "Organic Chemistry", Thomas Sorrell, University Science Books, Sausalito: 1999, and "March's Advanced Organic Chemistry", 5<sup>th</sup> Ed., Ed.: Smith, M.B. and March, J., John Wiley & Sons, New York: 2001, the entire contents of which are hereby incorporated by reference.

[0042] As described herein, compounds of the invention may optionally be substituted with one or more substituents, such as are illustrated generally above, or as exemplified by particular classes, subclasses, and species of the invention. It will be appreciated that the phrase "optionally substituted" is used interchangeably with the phrase "substituted or unsubstituted." In general, the term "substituted", whether preceded by the term "optionally" or not, refers to the replacement of hydrogen radicals in a given structure with the radical of a specified substituent. Unless otherwise indicated, an optionally substituted group may have a substituent at each substitutable position of the group, and when more than one position in any given structure may be substituted with more than one substituent selected from a specified group, the substituent may be either the same or different at every position. Combinations of substituents envisioned by this invention are preferably those that result in the formation of stable or chemically feasible compounds. The term "stable", as used herein, refers to compounds that are not substantially altered when subjected to conditions to allow for their production, detection, and preferably their recovery, purification, and use for one or more of the purposes disclosed herein. In some embodiments, a stable compound or chemically feasible compound is one that is not substantially altered when kept at a

temperature of 40°C or less, in the absence of moisture or other chemically reactive conditions, for at least a week.

[0043] The term “aliphatic” or “aliphatic group”, as used herein, means a straight-chain (i.e., unbranched) or branched, substituted or unsubstituted hydrocarbon chain that is completely saturated or that contains one or more units of unsaturation, or a monocyclic hydrocarbon or bicyclic hydrocarbon that is completely saturated or that contains one or more units of unsaturation, but which is not aromatic (also referred to herein as “carbocycle” “cycloaliphatic” or “cycloalkyl”), that has a single point of attachment to the rest of the molecule. Unless otherwise specified, aliphatic groups contain 1-20 aliphatic carbon atoms. In some embodiments, aliphatic groups contain 1-10 aliphatic carbon atoms. In other embodiments, aliphatic groups contain 1-8 aliphatic carbon atoms. In still other embodiments, aliphatic groups contain 1-6 aliphatic carbon atoms, and in yet other embodiments aliphatic groups contain 1-4 aliphatic carbon atoms. In some embodiments, “cycloaliphatic” (or “carbocycle” or “cycloalkyl”) refers to a monocyclic C<sub>3</sub>-C<sub>8</sub> hydrocarbon or bicyclic C<sub>8</sub>-C<sub>12</sub> hydrocarbon that is completely saturated or that contains one or more units of unsaturation, but which is not aromatic, that has a single point of attachment to the rest of the molecule wherein any individual ring in said bicyclic ring system has 3-7 members. Suitable aliphatic groups include, but are not limited to, linear or branched, substituted or unsubstituted alkyl, alkenyl, alkynyl groups and hybrids thereof such as (cycloalkyl)alkyl, (cycloalkenyl)alkyl or (cycloalkyl)alkenyl.

[0044] The term “heteroaliphatic”, as used herein, means aliphatic groups wherein one or two carbon atoms are independently replaced by one or more of oxygen, sulfur, nitrogen, phosphorus, or silicon. Heteroaliphatic groups may be substituted or unsubstituted, branched or unbranched, cyclic or acyclic, and include “heterocycle”, “heterocyclyl”, “heterocycloaliphatic”, or “heterocyclic” groups.

[0045] The term “heterocycle”, “heterocyclyl”, “heterocycloaliphatic”, or “heterocyclic” as used herein means non-aromatic, monocyclic, bicyclic, or tricyclic ring systems in which one or more ring members are an independently selected heteroatom. In some embodiments, the “heterocycle”, “heterocyclyl”, “heterocycloaliphatic”, or “heterocyclic” group has three to fourteen ring members in which one or more ring members is a heteroatom independently selected from oxygen, sulfur, nitrogen, or phosphorus, and each ring in the system contains 3 to 7 ring members.

[0046] The term "heteroatom" means one or more of oxygen, sulfur, nitrogen, phosphorus, or silicon (including, any oxidized form of nitrogen, sulfur, phosphorus, or silicon; the quaternized form of any basic nitrogen or; a substitutable nitrogen of a heterocyclic ring, for example N (as in 3,4-dihydro-2*H*-pyrrolyl), NH (as in pyrrolidinyl) or NR<sup>+</sup> (as in N-substituted pyrrolidinyl)).

[0047] The term "unsaturated", as used herein, means that a moiety has one or more units of unsaturation.

[0048] The term "alkoxy", or "thioalkyl", as used herein, refers to an alkyl group, as previously defined, attached to the principal carbon chain through an oxygen ("alkoxy") or sulfur ("thioalkyl") atom.

[0049] The terms "haloalkyl", "haloalkenyl" and "haloalkoxy" means alkyl, alkenyl or alkoxy, as the case may be, substituted with one or more halogen atoms. The term "halogen" means F, Cl, Br, or I.

[0050] The term "aryl" used alone or as part of a larger moiety as in "aralkyl", "aralkoxy", or "aryloxyalkyl", refers to monocyclic, bicyclic, and tricyclic ring systems having a total of five to fourteen ring members, wherein at least one ring in the system is aromatic and wherein each ring in the system contains 3 to 7 ring members. The term "aryl" may be used interchangeably with the term "aryl ring". The term "aryl" also refers to heteroaryl ring systems as defined hereinbelow.

[0051] The term "heteroaryl", used alone or as part of a larger moiety as in "heteroaralkyl" or "heteroarylalkoxy", refers to monocyclic, bicyclic, and tricyclic ring systems having a total of five to fourteen ring members, wherein at least one ring in the system is aromatic, at least one ring in the system contains one or more heteroatoms, and wherein each ring in the system contains 3 to 7 ring members. The term "heteroaryl" may be used interchangeably with the term "heteroaryl ring" or the term "heteroaromatic".

[0052] An aryl (including aralkyl, aralkoxy, aryloxyalkyl and the like) or heteroaryl (including heteroaralkyl and heteroarylalkoxy and the like) group may contain one or more substituents and thus may be "optionally substituted". Unless otherwise defined above and herein, suitable substituents on the unsaturated carbon atom of an aryl or heteroaryl group are generally selected from halogen; -R<sup>o</sup>; -OR<sup>o</sup>; -SR<sup>o</sup>; phenyl (Ph) optionally substituted with R<sup>o</sup>; -O(Ph) optionally substituted with R<sup>o</sup>; -(CH<sub>2</sub>)<sub>1-2</sub>(Ph), optionally substituted with R<sup>o</sup>; -CH=CH(Ph), optionally substituted with R<sup>o</sup>; -NO<sub>2</sub>; -CN; -N(R<sup>o</sup>)<sub>2</sub>; -NR<sup>o</sup>C(O)R<sup>o</sup>; -NR<sup>o</sup>C(S)R<sup>o</sup>; -NR<sup>o</sup>C(O)N(R<sup>o</sup>)<sub>2</sub>; -NR<sup>o</sup>C(S)N(R<sup>o</sup>)<sub>2</sub>; -NR<sup>o</sup>CO<sub>2</sub>R<sup>o</sup>; -NR<sup>o</sup>NR<sup>o</sup>C(O)R<sup>o</sup>;

-NR°NR°C(O)N(R°)<sub>2</sub>; -NR°NR°CO<sub>2</sub>R°; -C(O)C(O)R°; -C(O)CH<sub>2</sub>C(O)R°; -CO<sub>2</sub>R°; -C(O)R°; -C(S)R°; -C(O)N(R°)<sub>2</sub>; -C(S)N(R°)<sub>2</sub>; -OC(O)N(R°)<sub>2</sub>; -OC(O)R°; -C(O)N(OR°) R°; -C(NOR°) R°; -S(O)<sub>2</sub>R°; -S(O)<sub>3</sub>R°; -SO<sub>2</sub>N(R°)<sub>2</sub>; -S(O)R°; -NR°SO<sub>2</sub>N(R°)<sub>2</sub>; -NR°SO<sub>2</sub>R°; -N(OR°)R°; -C(=NH)-N(R°)<sub>2</sub>; -P(O)<sub>2</sub>R°; -PO(R°)<sub>2</sub>; -OPO(R°)<sub>2</sub>; -(CH<sub>2</sub>)<sub>0-2</sub>NHC(O)R°; phenyl (Ph) optionally substituted with R°; -O(Ph) optionally substituted with R°; -(CH<sub>2</sub>)<sub>1-2</sub>(Ph), optionally substituted with R°; or -CH=CH(Ph), optionally substituted with R°; wherein each independent occurrence of R° is selected from hydrogen, optionally substituted C<sub>1-6</sub> aliphatic, an unsubstituted 5-6 membered heteroaryl or heterocyclic ring, phenyl, -O(Ph), or -CH<sub>2</sub>(Ph), or, notwithstanding the definition above, two independent occurrences of R°, on the same substituent or different substituents, taken together with the atom(s) to which each R° group is bound, to form an optionally substituted 3-12 membered saturated, partially unsaturated, or fully unsaturated monocyclic or bicyclic ring having 0-4 heteroatoms independently selected from nitrogen, oxygen, or sulfur.

**[0053]** . Optional substituents on the aliphatic group of R° are selected from NH<sub>2</sub>, NH(C<sub>1-4</sub>aliphatic), N(C<sub>1-4</sub>aliphatic)<sub>2</sub>, halogen, C<sub>1-4</sub>aliphatic, OH, O(C<sub>1-4</sub>aliphatic), NO<sub>2</sub>, CN, CO<sub>2</sub>H, CO<sub>2</sub>(C<sub>1-4</sub>aliphatic), O(haloC<sub>1-4</sub> aliphatic), or haloC<sub>1-4</sub>aliphatic, wherein each of the foregoing C<sub>1-4</sub>aliphatic groups of R° is unsubstituted.

**[0054]** An aliphatic or heteroaliphatic group, or a non-aromatic heterocyclic ring may contain one or more substituents and thus may be "optionally substituted". Unless otherwise defined above and herein, suitable substituents on the saturated carbon of an aliphatic or heteroaliphatic group, or of a non-aromatic heterocyclic ring are selected from those listed above for the unsaturated carbon of an aryl or heteroaryl group and additionally include the following: =O, =S, =NNHR\*, =NN(R\*)<sub>2</sub>, =NNHC(O)R\*, =NNHCO<sub>2</sub>(alkyl), =NNHSO<sub>2</sub>(alkyl), or =NR\*, where each R\* is independently selected from hydrogen or an optionally substituted C<sub>1-6</sub> aliphatic group.

**[0055]** Unless otherwise defined above and herein, optional substituents on the nitrogen of a non-aromatic heterocyclic ring are generally selected from -R<sup>+</sup>, -N(R<sup>+</sup>)<sub>2</sub>, -C(O)R<sup>+</sup>, -CO<sub>2</sub>R<sup>+</sup>, -C(O)C(O)R<sup>+</sup>, -C(O)CH<sub>2</sub>C(O)R<sup>+</sup>, -SO<sub>2</sub>R<sup>+</sup>, -SO<sub>2</sub>N(R<sup>+</sup>)<sub>2</sub>, -C(=S)N(R<sup>+</sup>)<sub>2</sub>, -C(=NH)-N(R<sup>+</sup>)<sub>2</sub>, or -NR<sup>+</sup>SO<sub>2</sub>R<sup>+</sup>; wherein R<sup>+</sup> is hydrogen, an optionally substituted C<sub>1-6</sub> aliphatic, optionally substituted phenyl, optionally substituted -O(Ph), optionally substituted -CH<sub>2</sub>(Ph), optionally substituted -(CH<sub>2</sub>)<sub>1-2</sub>(Ph); optionally substituted -CH=CH(Ph); or an unsubstituted 5-6 membered heteroaryl or heterocyclic ring having one to four heteroatoms independently

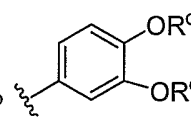
selected from oxygen, nitrogen, or sulfur, or, notwithstanding the definition above, two independent occurrences of  $R^+$ , on the same substituent or different substituents, taken together with the atom(s) to which each  $R^+$  group is bound, form an optionally substituted 3-12 membered saturated, partially unsaturated, or fully unsaturated monocyclic or bicyclic ring having 0-4 heteroatoms independently selected from nitrogen, oxygen, or sulfur.

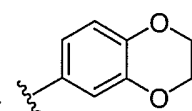
[0056] Optional substituents on the aliphatic group or the phenyl ring of  $R^+$  are selected from  $-NH_2$ ,  $-NH(C_{1-4} \text{ aliphatic})$ ,  $-N(C_{1-4} \text{ aliphatic})_2$ , halogen,  $C_{1-4} \text{ aliphatic}$ ,  $-OH$ ,  $-O(C_{1-4} \text{ aliphatic})$ ,  $-NO_2$ ,  $-CN$ ,  $-CO_2H$ ,  $-CO_2(C_{1-4} \text{ aliphatic})$ ,  $-O(\text{halo } C_{1-4} \text{ aliphatic})$ , or  $\text{halo}(C_{1-4} \text{ aliphatic})$ , wherein each of the foregoing  $C_{1-4} \text{ aliphatic}$  groups of  $R^+$  is unsubstituted.

[0057] The term "alkylidene chain" refers to a straight or branched carbon chain that may be fully saturated or have one or more units of unsaturation and has two points of attachment to the rest of the molecule.

[0058] As detailed above, in some embodiments, two independent occurrences of  $R^o$  (or  $R^+$ ,  $R$ ,  $R'$  or any other variable similarly defined herein), are taken together with the atom(s) to which they are bound to form an optionally substituted 3-12 membered saturated, partially unsaturated, or fully unsaturated monocyclic or bicyclic ring having 0-4 heteroatoms independently selected from nitrogen, oxygen, or sulfur.

[0059] Exemplary rings that are formed when two independent occurrences of  $R^o$  (or  $R^+$ ,  $R$ ,  $R'$  or any other variable similarly defined herein), are taken together with the atom(s) to which each variable is bound include, but are not limited to the following: a) two independent occurrences of  $R^o$  (or  $R^+$ ,  $R$ ,  $R'$  or any other variable similarly defined herein) that are bound to the same atom and are taken together with that atom to form a ring, for example,  $N(R^o)_2$ , where both occurrences of  $R^o$  are taken together with the nitrogen atom to form a piperidin-1-yl, piperazin-1-yl, or morpholin-4-yl group; and b) two independent occurrences of  $R^o$  (or  $R^+$ ,  $R$ ,  $R'$  or any other variable similarly defined herein) that are bound to different atoms and are taken together with both of those atoms to form a ring, for example

where a phenyl group is substituted with two occurrences of  $OR^o$  , these two occurrences of  $R^o$  are taken together with the oxygen atoms to which they are bound to form

a fused 6-membered oxygen containing ring: . It will be appreciated that a variety of other rings can be formed when two independent occurrences of  $R^o$  (or  $R^+$ ,  $R$ ,  $R'$  or



any other variable similarly defined herein) are taken together with the atom(s) to which each variable is bound and that the examples detailed above are not intended to be limiting.

**[0060]** Unless otherwise stated, structures depicted herein are also meant to include all isomeric (e.g., enantiomeric, diastereomeric, and geometric (or conformational)) forms of the structure; for example, the R and S configurations for each asymmetric center, (Z) and (E) double bond isomers, and (Z) and (E) conformational isomers. Therefore, single stereochemical isomers as well as enantiomeric, diastereomeric, and geometric (or conformational) mixtures of the present compounds are within the scope of the invention. Unless otherwise stated, all tautomeric forms of the compounds of the invention are within the scope of the invention. Additionally, unless otherwise stated, structures depicted herein are also meant to include compounds that differ only in the presence of one or more isotopically enriched atoms. For example, compounds having the present structures except for the replacement of hydrogen by deuterium or tritium, or the replacement of a carbon by a  $^{13}\text{C}$ - or  $^{14}\text{C}$ -enriched carbon are within the scope of this invention. Such compounds are useful, for example, as analytical tools or probes in biological assays.

**[0061]** *3. Description of Exemplary Compounds:*

**[0062]** In certain embodiments, compounds of Formula I above include those compounds where  $\text{R}^1$  and  $\text{R}^2$  taken together represent the heterocycle *i* depicted above.

**[0063]** In certain embodiments, exemplary substituents,  $\text{R}^x$ , for the nitrogen atom of heterocycle *i* are selected from hydrogen and optionally substituted  $\text{C}_{1-6}$ aliphatic. In other embodiments,  $\text{R}^x$  is hydrogen, methyl, ethyl, propyl, n-butyl, tert-butyl, pentyl, cyclopentyl, hexyl, cyclohexyl,  $\text{C}_{1-6}$ alkyl substituted with  $\text{N}(\text{R})_2$ , or  $\text{C}_{1-6}$ alkyl substituted with  $\text{Ar}^1$ . In yet other embodiments,  $\text{R}^x$  is hydrogen, methyl, or  $\text{C}_{1-2}$ alkyl substituted with a group selected from optionally substituted phenyl, pyridyl, morpholino, piperidinyl, or piperazinyl.

**[0064]** In certain other embodiments, exemplary compounds of Formula I above include those compounds where  $\text{R}^3$  is hydrogen, halogen, QR or  $\text{QAr}^1$ , wherein Q is a  $\text{C}_{1-3}$  alkylidene chain wherein one methylene unit of Q is optionally replaced by -O-, -S-, -NHCO-, or -NR-, and  $\text{Ar}^1$  is an optionally substituted 5-6 membered saturated, partially unsaturated, or fully unsaturated ring having 0-2 heteroatoms independently selected from nitrogen, oxygen, or sulfur. In other embodiments  $\text{R}^3$  is hydrogen, OH,  $\text{OCH}_3$ ,  $\text{OCH}_2\text{CH}_3$ ,  $\text{NHCOMe}$ ,  $\text{NH}_2$ ,  $\text{NH}(\text{C}_{1-4}$  aliphatic),  $\text{N}(\text{C}_{1-4}$  aliphatic) $_2$ ,  $\text{O}(\text{CH}_2)_2$ morpholin-4-yl,  $\text{O}(\text{CH}_2)_2\text{NH}_2$ ,  $\text{O}(\text{CH}_2)_2\text{NH}(\text{C}_{1-4}$

<sub>4</sub> aliphatic), O(CH<sub>2</sub>)<sub>2</sub>N(C<sub>1-4</sub> aliphatic)<sub>2</sub>, Br, Cl, or F. In certain other embodiments, R<sup>3</sup> is hydrogen.

[0065] In still other embodiments, R<sup>4</sup> is a 6-membered saturated, partially unsaturated, or aryl ring having 0-3 nitrogen atoms, a 9-10 membered bicyclic aryl ring having 0-2 nitrogens, or a 5 membered heteroaryl ring having 2-3 heteroatoms independently selected from nitrogen, oxygen, or sulfur, wherein each ring is optionally substituted. In other embodiments R<sup>4</sup> is an optionally substituted rings selected from phenyl, cyclohexyl, naphthyl, pyridyl, pyrimidinyl, triazinyl, thiazolyl, thiadiazolyl, pyrazolyl, isoxazolyl, indazolyl, or benzimidazolyl. In yet other embodiments, R<sup>4</sup> is an optionally substituted phenyl group.

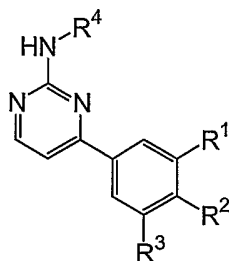
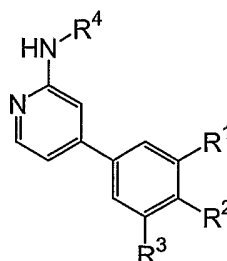
[0066] Exemplary substituents on R<sup>4</sup> are independently selected from Z-R<sup>5</sup>, wherein each occurrence of Z is independently a bond or a C<sub>1-6</sub> alkylidene chain wherein one methylene unit of Z is optionally replaced by -O-, -S-, -SO<sub>2</sub>-, or -NH-; and each occurrence of R<sup>5</sup> is independently hydrogen, C<sub>1-6</sub> aliphatic, halogen, NO<sub>2</sub>, OR, N(R)<sub>2</sub>, or optionally substituted phenyl, pyridyl, or pyrimidinyl. In other embodiments each occurrence of ZR<sup>5</sup> is independently Cl, F, Br, methyl, ethyl, t-butyl, isopropyl, cyclopropyl, nitro, CN, OMe, OEt, CF<sub>3</sub>, NH<sub>2</sub>, phenyl, benzyl, benzyloxy, OH, methylene dioxy, SO<sub>2</sub>NH<sub>2</sub>, CONH<sub>2</sub>, CO<sub>2</sub>Me, phenoxy, O-pyridinyl, SO<sub>2</sub>phenyl, nitrophenoxy, aminophenoxy, S-dimethylpyrimidine, NHphenyl, NH-methoxyphenyl, pyridinyl, aminophenyl, phenol, chloro-fluoro-phenyl, dimethylaminophenyl, CF<sub>3</sub>-phenyl, dimethylphenyl, chlorophenyl, fluorophenyl, methoxyphenoxy, chlorophenoxy, ethoxyphenoxy, or fluorophenoxy.

[0067] In exemplary embodiments, m is 0, 1, or 2 and R<sup>4</sup> is substituted with 0, 1 or 2 occurrences of ZR<sup>5</sup>.

[0068] In yet other embodiments, W<sup>1</sup> is nitrogen or CH, W<sup>2</sup> is nitrogen or C-(U)<sub>p</sub>R<sup>U</sup>, and W<sup>3</sup> is nitrogen or C-(V)<sub>q</sub>R<sup>V</sup>. In still other embodiments, W<sup>1</sup> is nitrogen or CH, W<sup>2</sup> is C-(U)<sub>p</sub>R<sup>U</sup>, and W<sup>3</sup> is C-(V)<sub>q</sub>R<sup>V</sup>. In yet other embodiments, W<sup>1</sup> is nitrogen or CH and W<sup>2</sup> and W<sup>3</sup> are each CH.

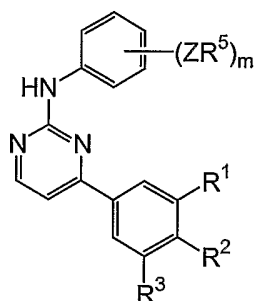
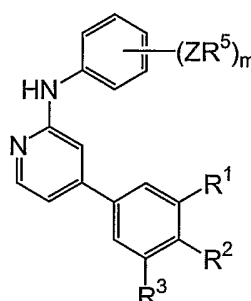
[0069] Exemplary (U)<sub>p</sub>R<sup>U</sup> and (V)<sub>q</sub>R<sup>V</sup> groups of formula I, and classes and subclasses thereof as described herein, are each independently hydrogen, halogen, NO<sub>2</sub>, CN, OR, SR or N(R)<sub>2</sub>, or C<sub>1-4</sub>aliphatic optionally substituted with oxo, OR, SR, N(R)<sub>2</sub>, halogen, NO<sub>2</sub> or CN. In other embodiments (U)<sub>p</sub>R<sup>U</sup> and (V)<sub>q</sub>R<sup>V</sup> groups are each independently hydrogen, Me, OH, OMe or N(R)<sub>2</sub>. In still other embodiments, (U)<sub>p</sub>R<sup>U</sup> and (V)<sub>q</sub>R<sup>V</sup> are each hydrogen.

[0070] In certain exemplary embodiments, for compounds of Formula I described directly above, W is N or CH and have the structures of Formulas **Ia** and **Ib** below:

**Ia****Ib**

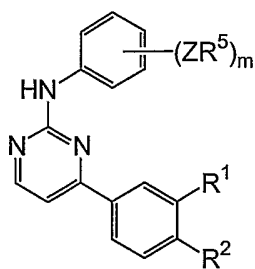
or a pharmaceutically acceptable salt thereof, wherein  $R^1$ ,  $R^2$ ,  $R^3$ , and  $R^4$  are as defined generally above and in classes and subclasses described herein.

[0071] As described generally above, certain exemplary embodiments also relate to those compounds where  $R^4$  is an optionally substituted phenyl group and the compounds have the general structures of formulas **IIa** and **IIb** depicted generally below:

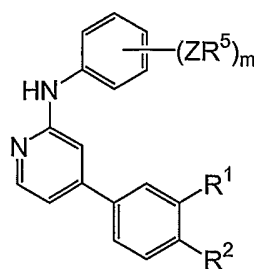
**IIa****IIb**

or a pharmaceutically acceptable salt thereof, wherein  $m$  is 0-5, and  $R^1$ ,  $R^2$ ,  $R^3$ ,  $Z$  and  $R_5$  are as defined generally above and in classes and subclasses described herein.

[0072] In certain other exemplary embodiments,  $R^3$  is hydrogen, and the compounds have the general structures of formulas **IIIa** and **IIIb**:



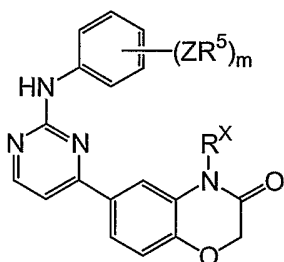
IIIa



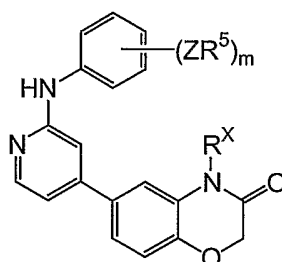
IIIb

or a pharmaceutically acceptable salt thereof, wherein  $m$  is 0-5, and  $R^1$ ,  $R^2$ ,  $R^3$ ,  $Z$  and  $R_5$  are as defined generally above and in classes and subclasses described herein.

[0073] In yet other exemplary embodiments,  $R^3$  is hydrogen, and  $R^1$  and  $R^2$  taken together and fused with ring B represent the heterocycle **i** and the compounds have the general structures of formulas **IVa** and **IVb**:



IVa



IVb

or a pharmaceutically acceptable salt thereof, wherein  $m$  is 0-5, and  $R^1$ ,  $R^2$ ,  $R^3$ ,  $Z$  and  $R_5$  are as defined generally above and in classes and subclasses described herein.

[0074] Certain subclasses of the foregoing compounds are described in more detail below. It will be appreciated that, for each of the compounds generally described above (formula **I**) and classes thereof, (e.g., formulas **IIa**, **IIb**, **IIIa**, **IIIb**, **IVa** and **IVb**), any combination of the subsets set forth below may be utilized for each variable to describe exemplary subclasses of the invention. In particular, certain preferred subsets include, but are not limited to the following compounds where:

[0075] i)  $R^1$  and  $R^2$  taken together represent the heterocycle **i** depicted above; where  $R^X$  is defined according to one of the following groups:

- a. hydrogen or optionally substituted C<sub>1-6</sub>aliphatic;
- b. hydrogen, methyl, ethyl, propyl, n-butyl, tert-butyl, pentyl, cyclopentyl, hexyl, cyclohexyl, C<sub>1-6</sub>alkyl substituted with N(R)<sub>2</sub>, or C<sub>1-6</sub>alkyl substituted with Ar<sup>1</sup>; or
- c. hydrogen, methyl, or C<sub>1-2</sub>alkyl substituted with a group selected from optionally substituted phenyl, pyridyl, morpholino, piperidiny, or piperazinyl.
- [0076] ii) R<sup>3</sup> is defined according to one of the following groups:
- a. hydrogen, halogen, QR or QAr<sup>1</sup>, wherein Q is a C<sub>1-3</sub> alkylidene chain wherein one methylene unit of Q is optionally replaced by -O-, -S-, -NHCO-, or -NR-, and Ar<sup>1</sup> is an optionally substituted 5-6 membered saturated, partially unsaturated, or fully unsaturated ring having 0-2 heteroatoms independently selected from nitrogen, oxygen, or sulfur;
- b. hydrogen, OH, OCH<sub>3</sub>, OCH<sub>2</sub>CH<sub>3</sub>, NHCOMe, NH<sub>2</sub>, NH(C<sub>1-4</sub> aliphatic), N(C<sub>1-4</sub> aliphatic)<sub>2</sub>, O(CH<sub>2</sub>)<sub>2</sub>morpholin-4-yl, O(CH<sub>2</sub>)<sub>2</sub>NH<sub>2</sub>, O(CH<sub>2</sub>)<sub>2</sub>NH(C<sub>1-4</sub> aliphatic), O(CH<sub>2</sub>)<sub>2</sub>N(C<sub>1-4</sub> aliphatic)<sub>2</sub>, bromo, chloro, or fluoro; or
- c. hydrogen;
- [0077] iii) R<sup>4</sup> is defined according to one of the following groups:
- a. a 6-membered saturated, partially unsaturated, or aryl ring having 0-3 nitrogens, a 9-10 membered bicyclic aryl ring having 0-2 nitrogens, or a 5 membered heteroaryl ring having 2-3 heteroatoms independently selected from nitrogen, oxygen, or sulfur, wherein each ring is optionally substituted;
- b. an optionally substituted ring selected from phenyl, cyclohexyl, naphthyl, pyridyl, pyrimidinyl, triazinyl, thiazolyl, thiadiazolyl, pyrazolyl, isoxazolyl, indazolyl, or benzimidazolyl; or
- c. an optionally substituted phenyl group;
- [0078] iv) W<sup>1</sup>, W<sup>2</sup> and W<sup>3</sup> are defined according to one of the following groups:
- a. W<sup>1</sup> is nitrogen or CH, W<sup>2</sup> is nitrogen or C-(U)<sub>p</sub>R<sup>U</sup>, and W<sup>3</sup> is nitrogen or C-(V)<sub>q</sub>R<sup>V</sup>;
- b. W<sup>1</sup> is nitrogen or CH, W<sup>2</sup> is C-(U)<sub>p</sub>R<sup>U</sup>, and W<sup>3</sup> is C-(V)<sub>q</sub>R<sup>V</sup>; or
- c. W<sup>1</sup> is nitrogen or CH and W<sup>2</sup> and W<sup>3</sup> are each CH; and
- [0079] v) (U)<sub>p</sub>R<sup>U</sup> and (V)<sub>q</sub>R<sup>V</sup> groups are defined according to one of the following groups:

- a. hydrogen, halogen, NO<sub>2</sub>, CN, OR, SR or N(R)<sub>2</sub>, or C<sub>1-4</sub>aliphatic optionally substituted with oxo, OR, SR, N(R)<sub>2</sub>, halogen, NO<sub>2</sub> or CN;
- b. hydrogen, Me, OH, OMe or N(R)<sub>2</sub>; or
- c. both (U)<sub>p</sub>R<sup>U</sup> and (V)<sub>q</sub>R<sup>V</sup> are hydrogen.

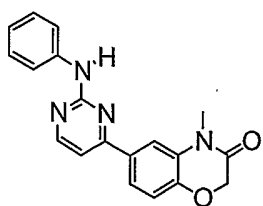
[0080] It will be appreciated that for the subsets described directly above, in certain exemplary embodiments, each occurrence of R<sup>4</sup> is independently selected from Z-R<sup>5</sup>, wherein each occurrence of Z is independently a bond or a C<sub>1-6</sub> alkylidene chain wherein one methylene unit of Z is optionally replaced by -O-, -S-, -SO<sub>2</sub>-, or -NH-; and each occurrence of R<sup>5</sup> is independently hydrogen, C<sub>1-6</sub> aliphatic, halogen, NO<sub>2</sub>, OR, N(R)<sub>2</sub>, or optionally substituted phenyl, pyridyl, and pyrimidinyl. In other embodiments, each occurrence of ZR<sup>5</sup> is independently Cl, F, Br, methyl, ethyl, t-butyl, isopropyl, cyclopropyl, nitro, CN, OMe, OEt, CF<sub>3</sub>, NH<sub>2</sub>, phenyl, benzyl, benzyloxy, OH, methylene dioxy, SO<sub>2</sub>NH<sub>2</sub>, CONH<sub>2</sub>, CO<sub>2</sub>Me, phenoxy, O-pyridinyl, SO<sub>2</sub>phenyl, nitrophenoxy, aminophenoxy, S-dimethylpyrimidine, NHphenyl, NH-methoxyphenyl, pyridinyl, aminophenyl, phenol, chloro-fluoro-phenyl, dimethylaminophenyl, CF<sub>3</sub>-phenyl, dimethylphenyl, chlorophenyl, fluorophenyl, methoxyphenoxy, chlorophenoxy, ethoxyphenoxy, and fluorophenoxy.

[0081] In certain other embodiments, m is 0, 1, or 2 and R<sup>4</sup> is substituted with 0, 1 or 2 occurrences of ZR<sup>5</sup>.

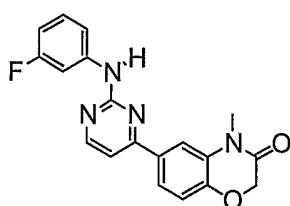
[0082] In yet other embodiments, compounds have the formula IVa, where R<sup>X</sup> is hydrogen or optionally substituted C<sub>1-6</sub>aliphatic; m is 0, 1 or 2; and ZR<sup>5</sup> is Cl, F, Br, methyl, ethyl, t-butyl, isopropyl, cyclopropyl, nitro, CN, OMe, OEt, CF<sub>3</sub>, NH<sub>2</sub>, phenyl, benzyl, benzyloxy, OH, methylene dioxy, SO<sub>2</sub>NH<sub>2</sub>, CONH<sub>2</sub>, CO<sub>2</sub>Me, phenoxy, O-pyridinyl, SO<sub>2</sub>phenyl, nitrophenoxy, aminophenoxy, S-dimethylpyrimidine, NHphenyl, NH-methoxyphenyl, pyridinyl, aminophenyl, phenol, chloro-fluoro-phenyl, dimethylaminophenyl, CF<sub>3</sub>-phenyl, dimethylphenyl, chlorophenyl, fluorophenyl, methoxyphenoxy, chlorophenoxy, ethoxyphenoxy, or fluorophenoxy.

[0083] Representative examples of compounds of Formula IVa are set forth below in Table 1.

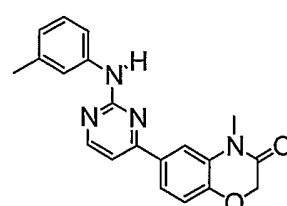
[0084] Table 1. Examples of Compounds of Formula IVa:



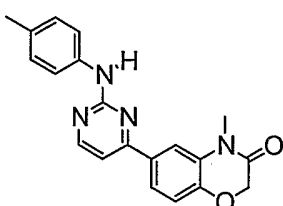
**IVa-1**



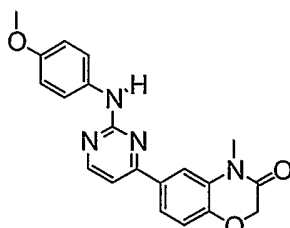
**IVa-2**



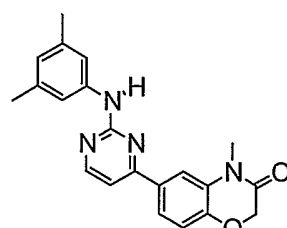
**IVa-3**



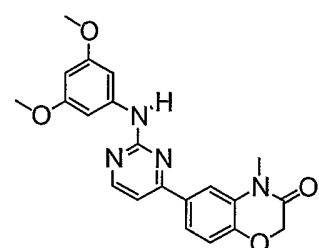
**IVa-4**



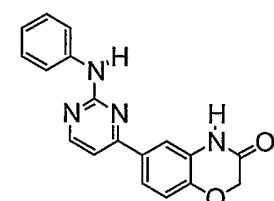
**IVa-5**



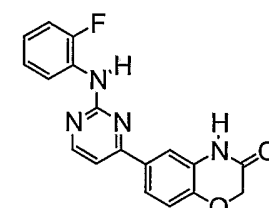
**IVa-6**



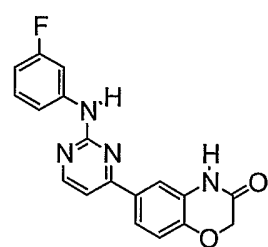
**IVa-7**



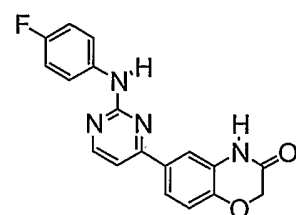
**IVa-8**



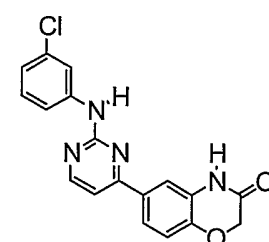
**IVa-9**



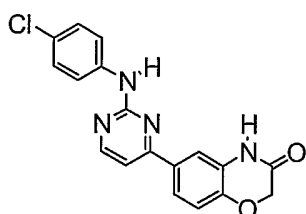
**IVa-10**



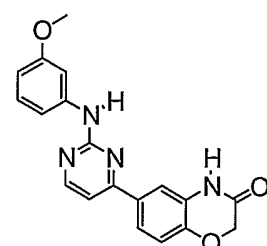
**IVa-11**



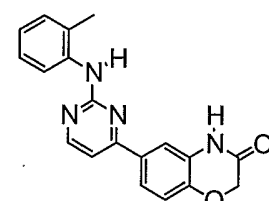
**IVa-12**



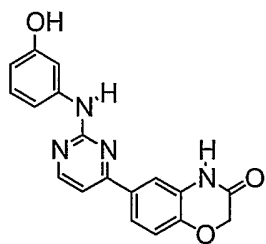
**IVa-13**



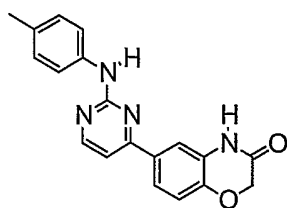
**IVa-14**



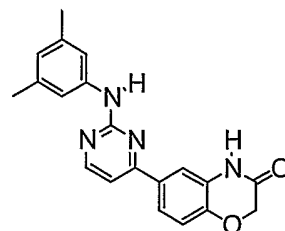
**IVa-15**



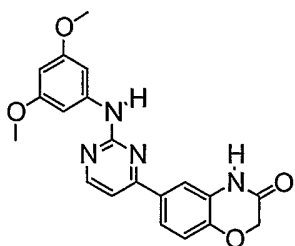
**IVa-16**



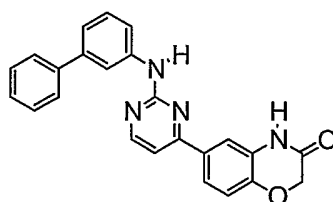
**IVa-17**



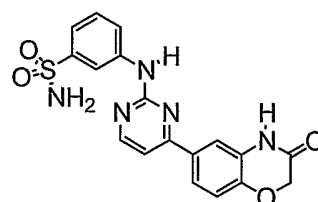
**IVa-18**



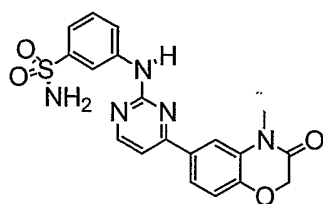
**IVa-19**



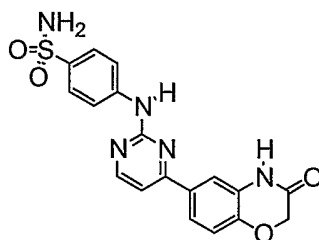
**IVa-20**



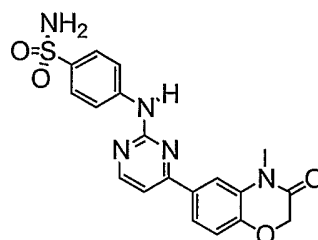
**IVa-21**



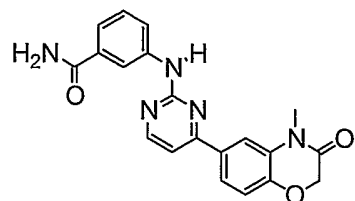
**IVa-22**



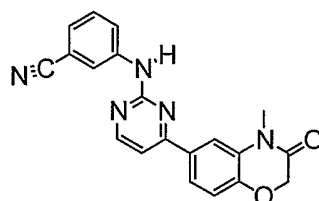
**IVa-23**



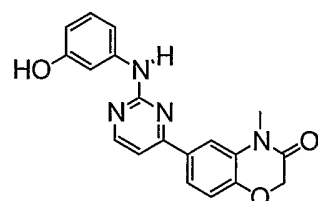
**IVa-24**



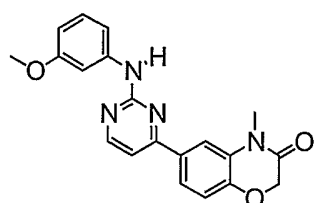
**IVa-25**



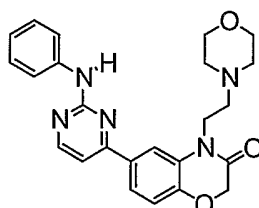
**IVa-26**



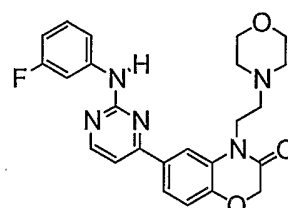
**IVa-27**



**IVa-28**

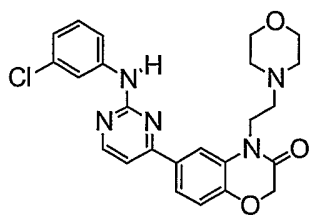


**IVa-29**

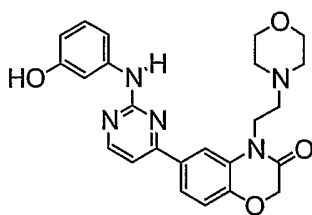


**IVa-30**

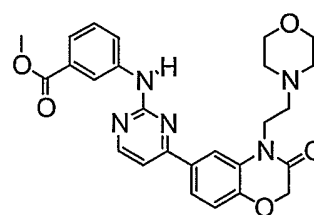




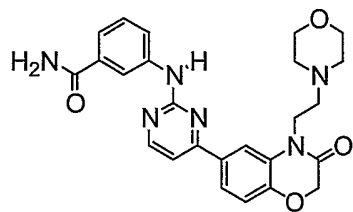
**IVa-31**



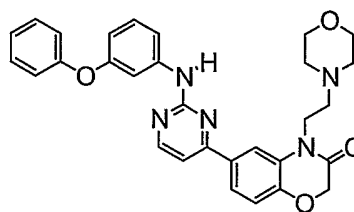
**IVa-32**



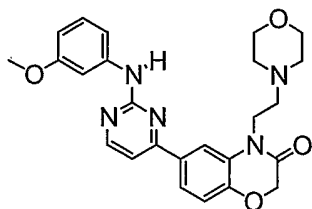
**IVa-33**



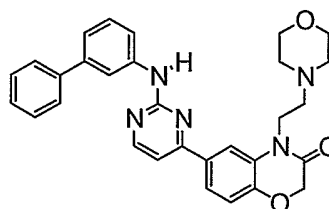
**IVa-34**



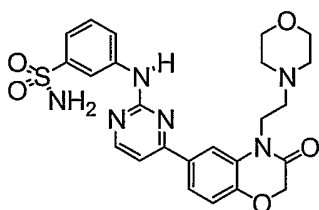
**IVa-35**



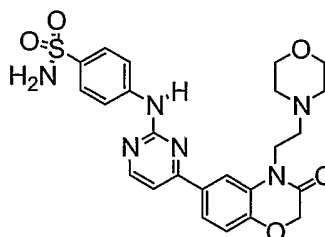
**IVa-36**



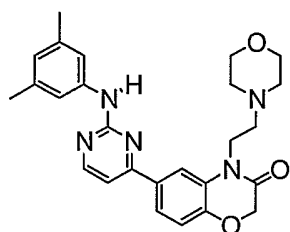
**IVa-37**



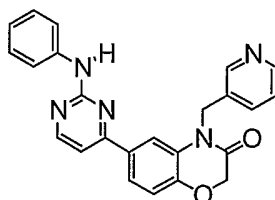
**IVa-38**



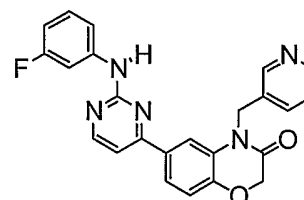
**IVa-39**



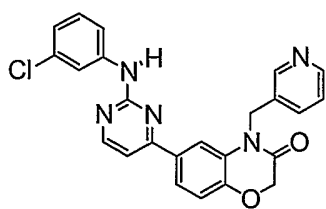
**IVa-40**



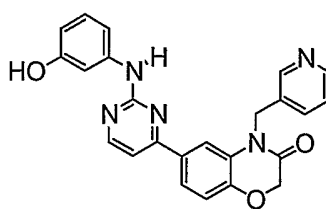
**IVa-41**



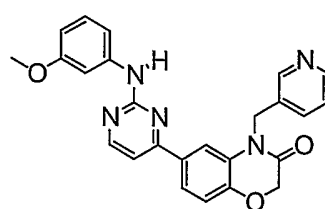
**IVa-42**



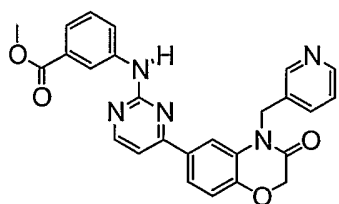
**IVa-43**



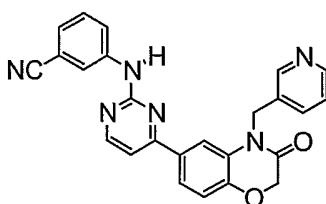
**IVa-44**



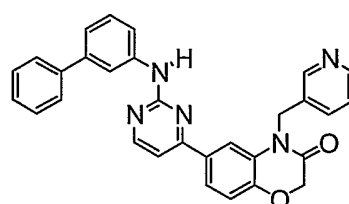
**IVa-45**



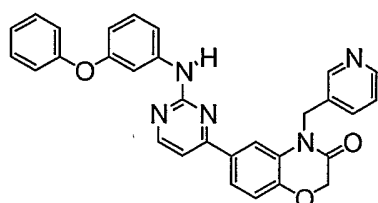
**IVa-46**



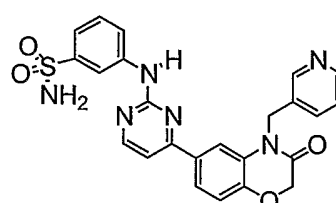
**IVa-47**



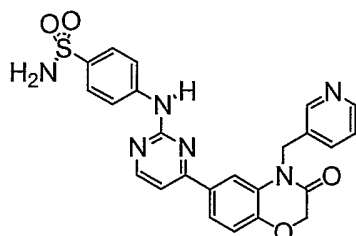
**IVa-48**



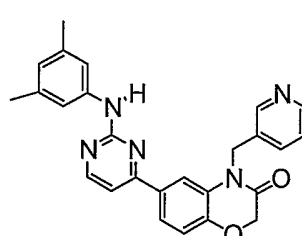
**IVa-49**



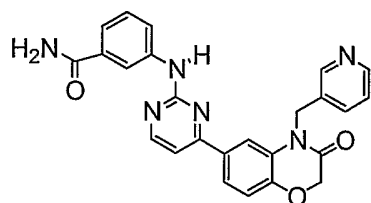
**IVa-50**



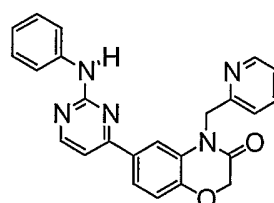
**IVa-51**



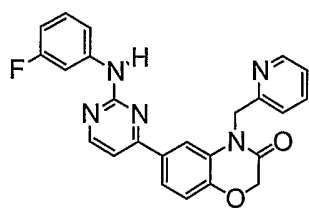
**IVa-52**



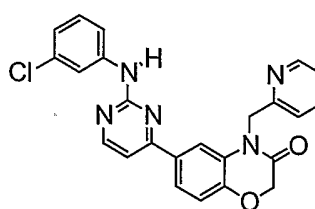
**IVa-53**



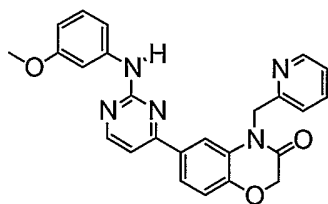
**IVa-54**



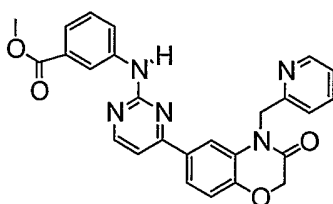
IVa-55



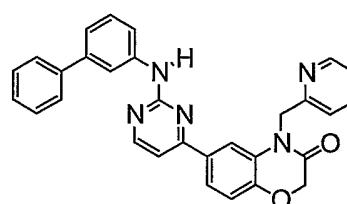
IVa-56



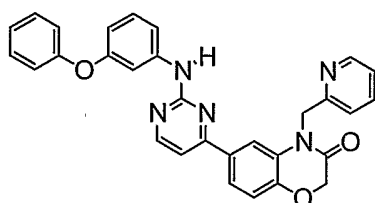
IVa-57



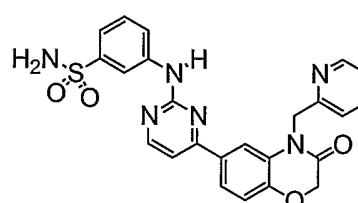
IVa-58



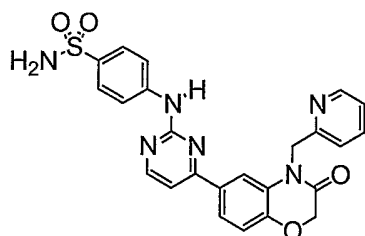
IVa-59



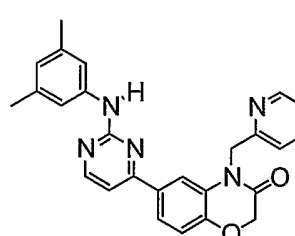
IVa-60



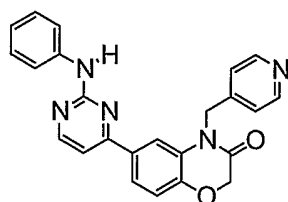
IVa-61



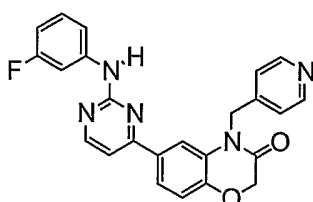
IVa-62



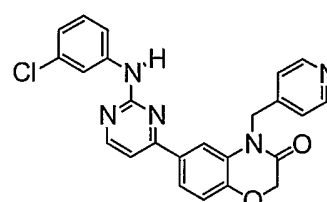
IVa-63



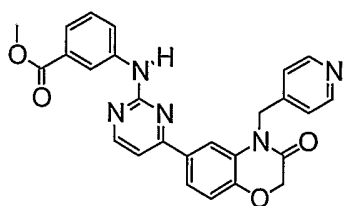
IVa-64



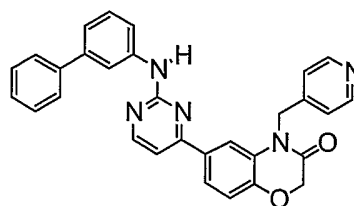
IVa-65



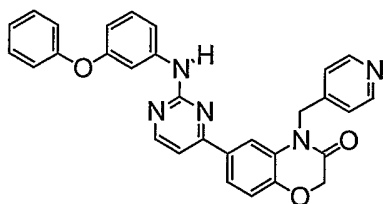
IVa-66



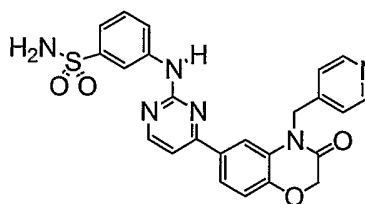
IVa-67



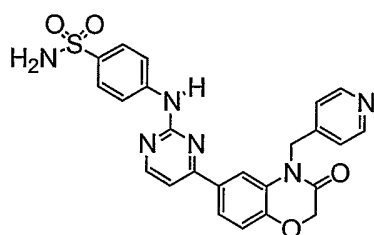
IVa-68



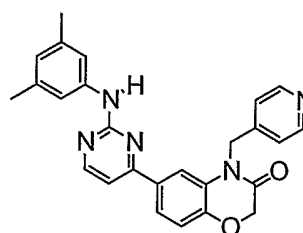
IVa-69



IVa-70



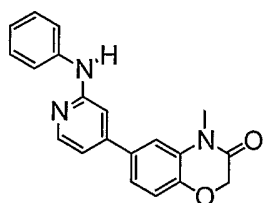
IVa-71



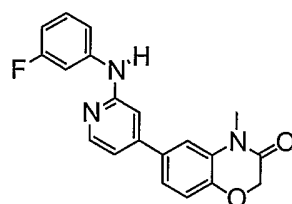
IVa-72

[0085] Representative examples of compounds of Formula IVb are set forth below in Table 2.

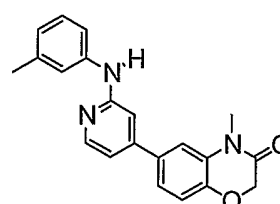
[0086] Table 2. Examples of Compounds of Formula IVb:



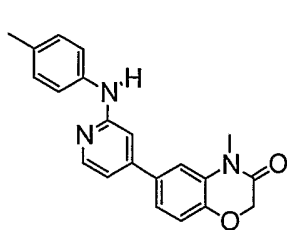
IVb-1



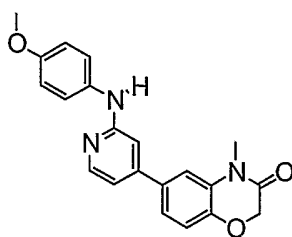
IVb-2



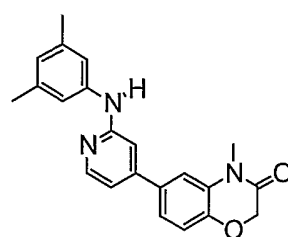
IVb-3



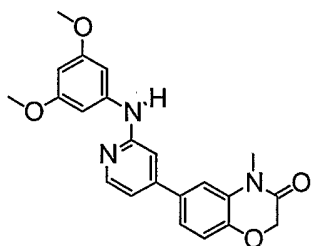
**IVb-4**



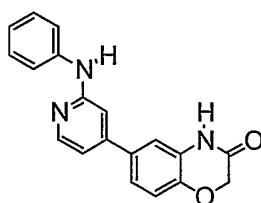
**IVb-5**



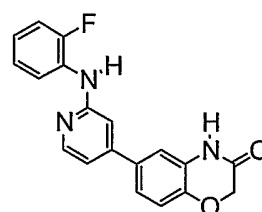
**IVb-6**



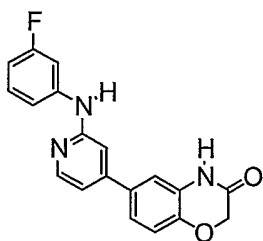
**IVb-7**



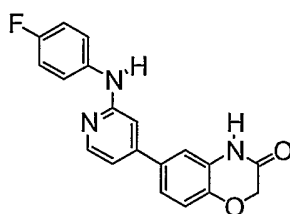
**IVb-8**



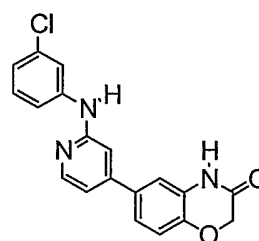
**IVb-9**



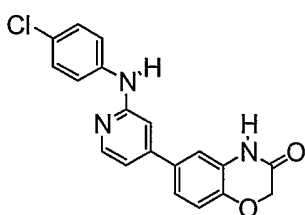
**IVb-10**



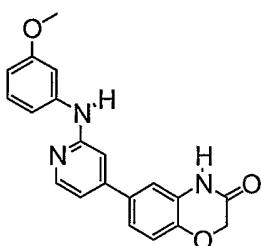
**IVb-11**



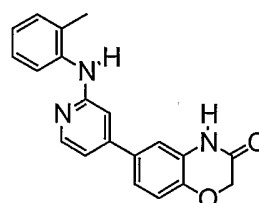
**IVb-12**



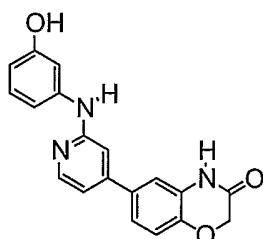
**IVb-13**



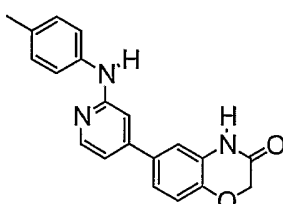
**IVb-14**



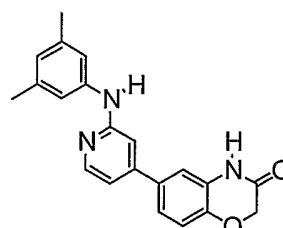
**IVb-15**



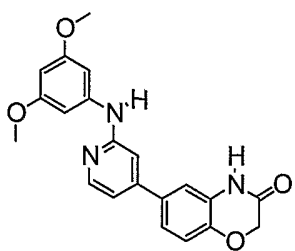
**IVb-16**



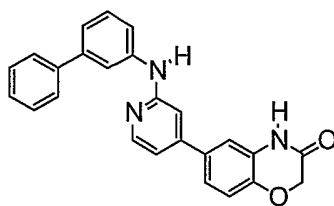
**IVb-17**



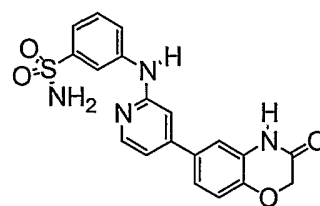
**IVb-18**



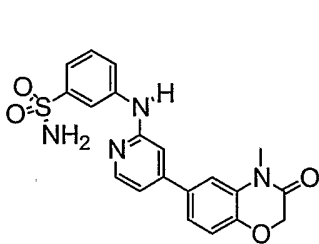
**IVb-19**



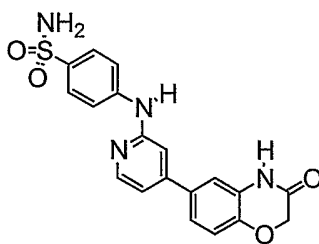
**IVb-20**



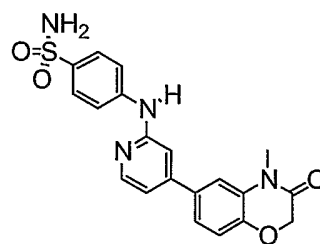
**IVb-21**



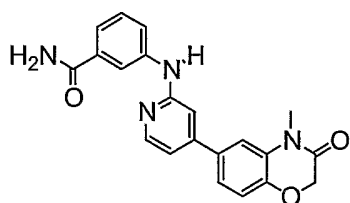
**IVb-22**



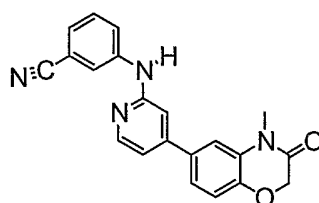
**IVb-23**



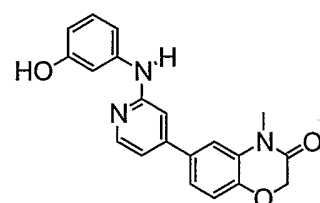
**IVb-24**



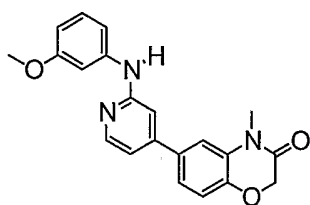
**IVb-25**



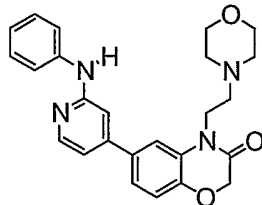
**IVb-26**



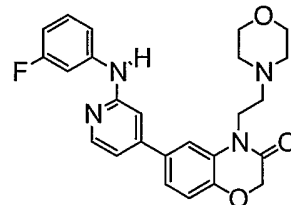
**IVb-27**



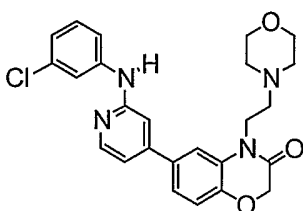
**IVb-28**



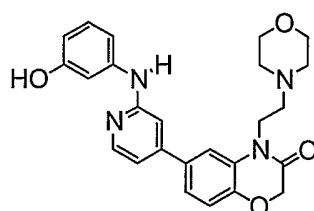
**IVb-29**



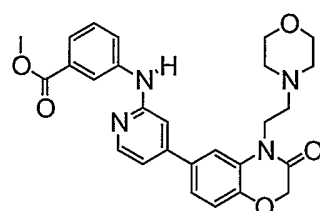
**IVb-30**



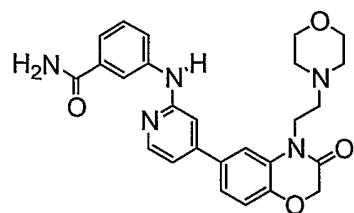
**IVb-31**



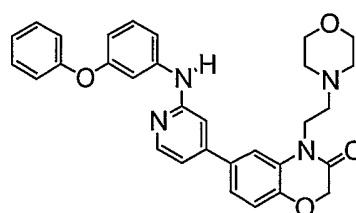
**IVb-32**



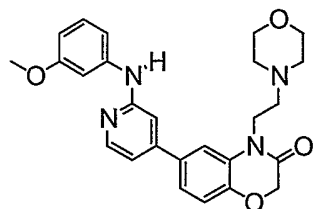
**IVb-33**



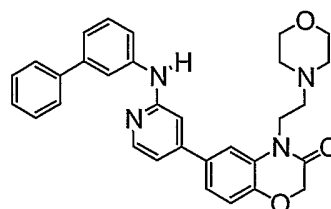
**IVb-34**



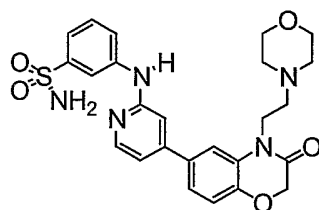
**IVb-35**



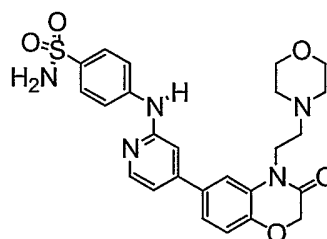
**IVb-36**



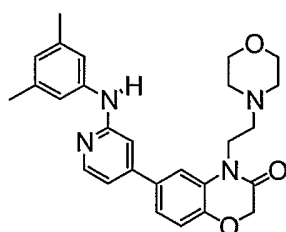
**IVb-37**



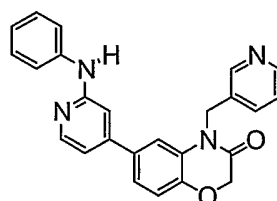
**IVb-38**



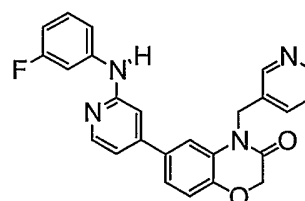
**IVb-39**



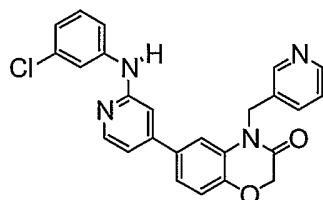
**IVb-40**



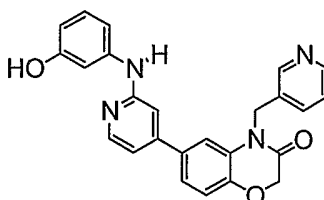
**IVb-41**



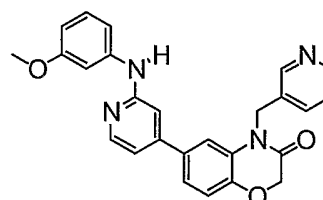
**IVb-42**



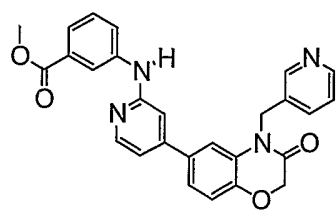
**IVb-43**



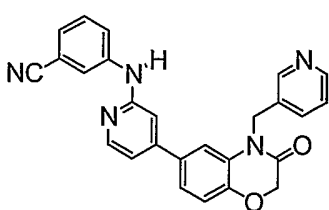
**IVb-44**



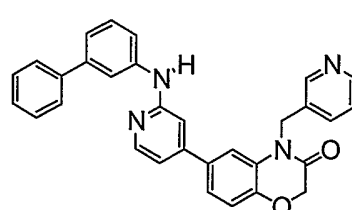
**IVb-45**



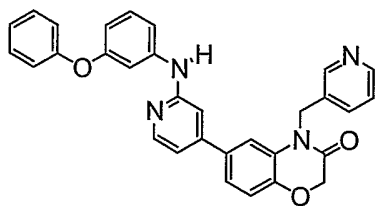
**IVb-46**



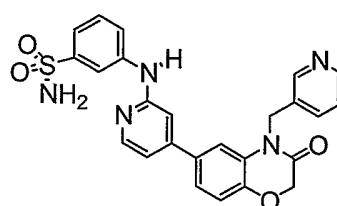
**IVb-47**



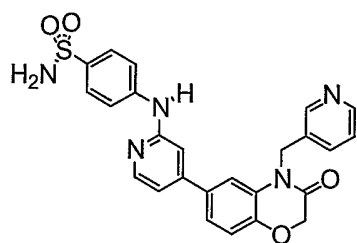
**IVb-48**



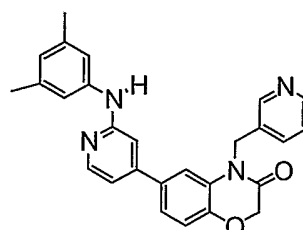
**IVb-49**



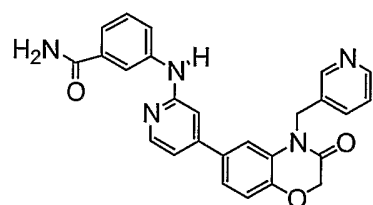
**IVb-50**



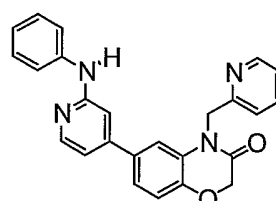
**IVb-51**



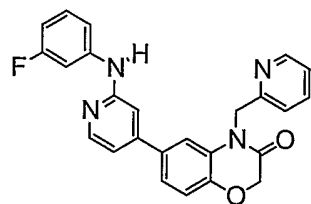
**IVb-52**



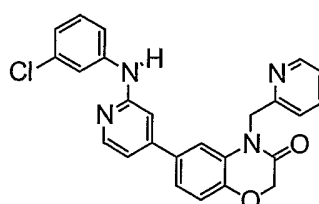
**IVb-53**



**IVb-54**

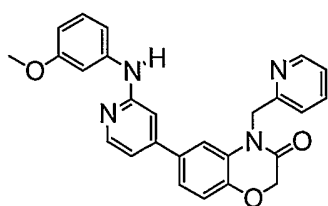


**IVb-55**

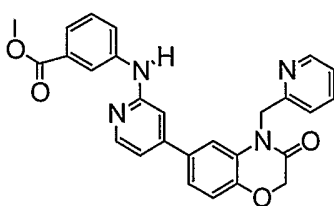


**IVb-56**

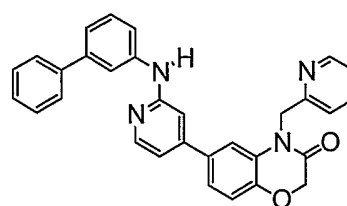




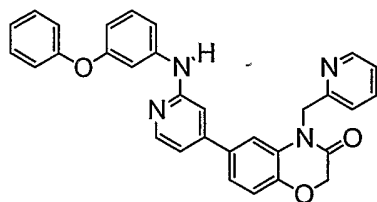
**IVb-57**



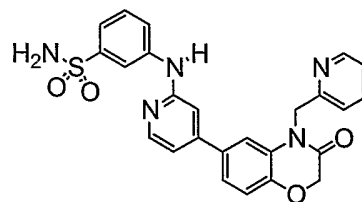
**IVb-58**



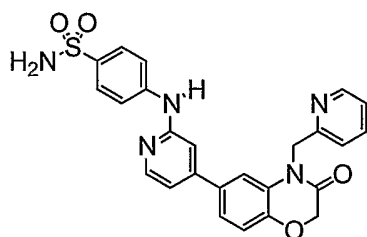
**IVb-59**



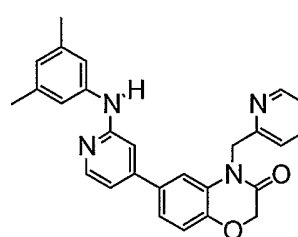
**IVb-60**



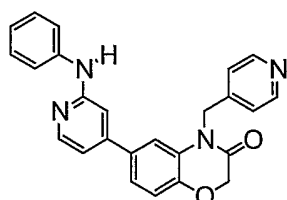
**IVb-61**



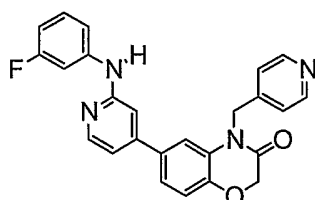
**IVb-62**



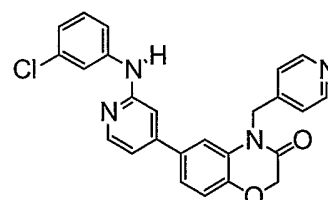
**IVb-63**



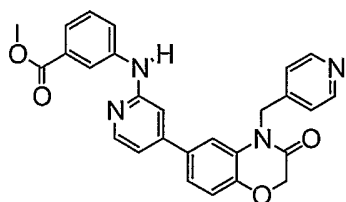
**IVb-64**



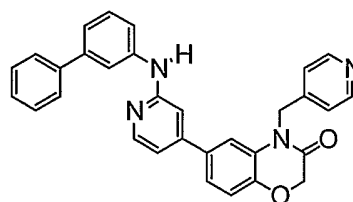
**IVb-65**



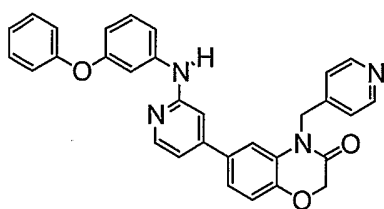
**IVb-66**



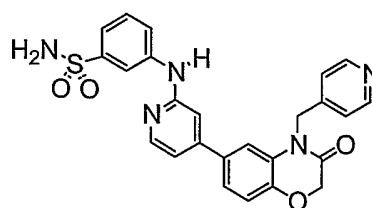
**IVb-67**



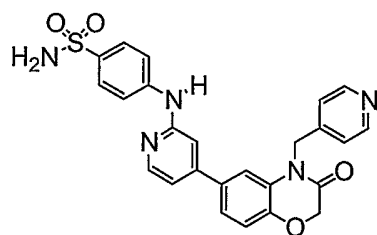
**IVb-68**



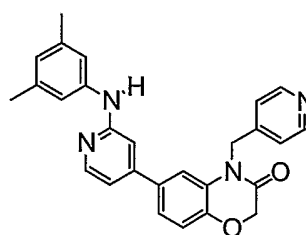
IVb-69



IVb-70



IVb-71

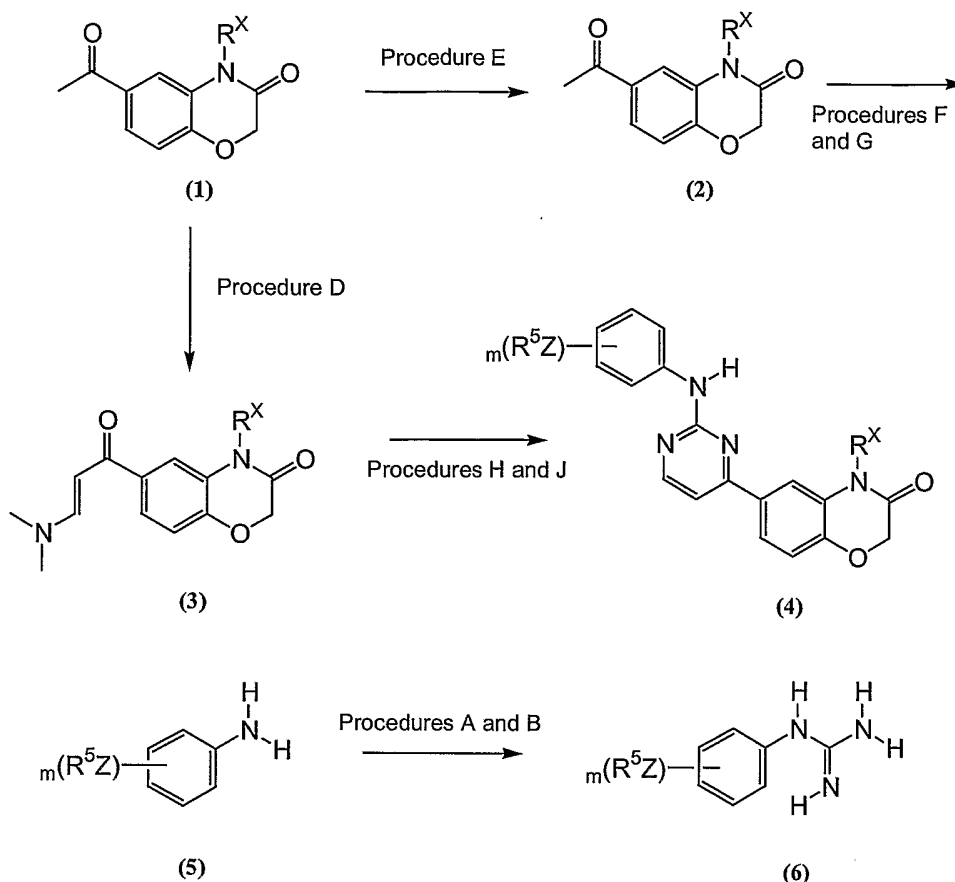


IVb-72

[0087] 4. *General Synthetic Methodology:*

[0088] The compounds of this invention may be prepared in general by methods known to those skilled in the art for analogous compounds, as illustrated in Scheme I below, and the preparative examples that follow.

[0089] Scheme I:



[0090] As depicted above, enaminones (3) (N-substituted) can be prepared according to procedure D or according to procedures E, F and G (or modified versions thereof), as described in more detail in the experimentals herein. Subsequent reaction of enaminones (3) with a suitable guanidine (6) (the synthesis of which is generally described herein using procedures A and B) yields a desired phenylaminopyrimidine (4). It will be appreciated that additional ring B systems can be prepared according to the general methods described above and methods known in the art using the appropriate starting materials in place of the benzoxazin depicted above.

[0091] *5. Uses, Formulation and Administration*

[0092] *Pharmaceutically acceptable compositions*

[0093] As discussed above, the present invention provides compounds that are inhibitors of protein kinases, and thus the present compounds are useful for the treatment of diseases, disorders, and conditions including, but not limited to a proliferative disorder, a cardiac disorder, a neurodegenerative disorder, psychotic disorders, an autoimmune disorder, a condition associated with organ transplant, an inflammatory disorder, an immunologically

mediated disorder, a viral disease, or a bone disorder. In preferred embodiments, the compounds are useful for the treatment of allergy, asthma, diabetes, Alzheimer's disease, Huntington's disease, Parkinson's disease, AIDS-associated dementia, amyotrophic lateral sclerosis (ALS, Lou Gehrig's disease), multiple sclerosis (MS), schizophrenia, cardiomyocyte hypertrophy, reperfusion/ischemia (e.g., stroke), baldness, cancer, hepatomegaly, cardiovascular disease including cardiomegaly, cystic fibrosis, viral disease, autoimmune diseases, atherosclerosis, restenosis, psoriasis, inflammation, hypertension, angina pectoris, cerebrovascular contraction, peripheral circulation disorder, premature birth, arteriosclerosis, vasospasm (cerebral vasospasm, coronary vasospasm), retinopathy, erectile dysfunction (ED), AIDS, osteoporosis, Crohn's Disease and colitis, neurite outgrowth, and Raynaud's Disease. In preferred embodiments, the disease, condition, or disorder is atherosclerosis, hypertension, erectile dysfunction (ED), reperfusion/ischemia (e.g., stroke), or vasospasm (cerebral vasospasm and coronary vasospasm).

[0094] Accordingly, in another aspect of the present invention, pharmaceutically acceptable compositions are provided, wherein these compositions comprise any of the compounds as described herein, and optionally comprise a pharmaceutically acceptable carrier, adjuvant or vehicle. In certain embodiments, these compositions optionally further comprise one or more additional therapeutic agents.

[0095] It will also be appreciated that certain of the compounds of present invention can exist in free form for treatment, or where appropriate, as a pharmaceutically acceptable derivative thereof. According to the present invention, a pharmaceutically acceptable derivative includes, but is not limited to, pharmaceutically acceptable prodrugs, salts, esters, salts of such esters, or any other adduct or derivative which upon administration to a patient in need is capable of providing, directly or indirectly, a compound as otherwise described herein, or a metabolite or residue thereof.

[0096] As used herein, the term "pharmaceutically acceptable salt" refers to those salts which are, within the scope of sound medical judgment, suitable for use in contact with the tissues of humans and lower animals without undue toxicity, irritation, allergic response and the like, and are commensurate with a reasonable benefit/risk ratio. A "pharmaceutically acceptable salt" means any non-toxic salt or salt of an ester of a compound of this invention that, upon administration to a recipient, is capable of providing, either directly or indirectly, a compound of this invention or an inhibitorily active metabolite or residue thereof. As used

herein, the term "inhibitorily active metabolite or residue thereof" means that a metabolite or residue thereof is also an inhibitor of a JAK, JNK, CDK, and ZAP-70 kinase.

[0097] Pharmaceutically acceptable salts are well known in the art. For example, S. M. Berge *et al.*, describe pharmaceutically acceptable salts in detail in *J. Pharmaceutical Sciences*, 1977, 66, 1-19, incorporated herein by reference. Pharmaceutically acceptable salts of the compounds of this invention include those derived from suitable inorganic and organic acids and bases. Examples of pharmaceutically acceptable, nontoxic acid addition salts are salts of an amino group formed with inorganic acids such as hydrochloric acid, hydrobromic acid, phosphoric acid, sulfuric acid and perchloric acid or with organic acids such as acetic acid, oxalic acid, maleic acid, tartaric acid, citric acid, succinic acid or malonic acid or by using other methods used in the art such as ion exchange. Other pharmaceutically acceptable salts include adipate, alginate, ascorbate, aspartate, benzenesulfonate, benzoate, bisulfate, borate, butyrate, camphorate, camphorsulfonate, citrate, cyclopentanepropionate, digluconate, dodecylsulfate, ethanesulfonate, formate, fumarate, glucoheptonate, glycerophosphate, gluconate, hemisulfate, heptanoate, hexanoate, hydroiodide, 2-hydroxy-ethanesulfonate, lactobionate, lactate, laurate, lauryl sulfate, malate, maleate, malonate, methanesulfonate, 2-naphthalenesulfonate, nicotinate, nitrate, oleate, oxalate, palmitate, pamoate, pectinate, persulfate, 3-phenylpropionate, phosphate, picrate, pivalate, propionate, stearate, succinate, sulfate, tartrate, thiocyanate, p-toluenesulfonate, undecanoate, valerate salts, and the like. Salts derived from appropriate bases include alkali metal, alkaline earth metal, ammonium and  $N^+(C_{1-4}alkyl)_4$  salts. This invention also envisions the quaternization of any basic nitrogen-containing groups of the compounds disclosed herein. Water or oil-soluble or dispersible products may be obtained by such quaternization. Representative alkali or alkaline earth metal salts include sodium, lithium, potassium, calcium, magnesium, and the like. Further pharmaceutically acceptable salts include, when appropriate, nontoxic ammonium, quaternary ammonium, and amine cations formed using counterions such as halide, hydroxide, carboxylate, sulfate, phosphate, nitrate, loweralkyl sulfonate and aryl sulfonate.

[0098] As described above, the pharmaceutically acceptable compositions of the present invention additionally comprise a pharmaceutically acceptable carrier, adjuvant, or vehicle, which, as used herein, includes any and all solvents, diluents, or other liquid vehicle, dispersion or suspension aids, surface active agents, isotonic agents, thickening or emulsifying agents, preservatives, solid binders, lubricants and the like, as suited to the

particular dosage form desired. Remington's Pharmaceutical Sciences, Sixteenth Edition, E. W. Martin (Mack Publishing Co., Easton, Pa., 1980) discloses various carriers used in formulating pharmaceutically acceptable compositions and known techniques for the preparation thereof. Except insofar as any conventional carrier medium is incompatible with the compounds of the invention, such as by producing any undesirable biological effect or otherwise interacting in a deleterious manner with any other component(s) of the pharmaceutically acceptable composition, its use is contemplated to be within the scope of this invention. Some examples of materials which can serve as pharmaceutically acceptable carriers include, but are not limited to, ion exchangers, alumina, aluminum stearate, lecithin, serum proteins, such as human serum albumin, buffer substances such as phosphates, glycine, sorbic acid, or potassium sorbate, partial glyceride mixtures of saturated vegetable fatty acids, water, salts or electrolytes, such as protamine sulfate, disodium hydrogen phosphate, potassium hydrogen phosphate, sodium chloride, zinc salts, colloidal silica, magnesium trisilicate, polyvinyl pyrrolidone, polyacrylates, waxes, polyethylene-polyoxypropylene-block polymers, wool fat, sugars such as lactose, glucose and sucrose; starches such as corn starch and potato starch; cellulose and its derivatives such as sodium carboxymethyl cellulose, ethyl cellulose and cellulose acetate; powdered tragacanth; malt; gelatin; talc; excipients such as cocoa butter and suppository waxes; oils such as peanut oil, cottonseed oil; safflower oil; sesame oil; olive oil; corn oil and soybean oil; glycols; such a propylene glycol or polyethylene glycol; esters such as ethyl oleate and ethyl laurate; agar; buffering agents such as magnesium hydroxide and aluminum hydroxide; alginic acid; pyrogen-free water; isotonic saline; Ringer's solution; ethyl alcohol, and phosphate buffer solutions, as well as other non-toxic compatible lubricants such as sodium lauryl sulfate and magnesium stearate, as well as coloring agents, releasing agents, coating agents, sweetening, flavoring and perfuming agents, preservatives and antioxidants can also be present in the composition, according to the judgment of the formulator.

[0099] *Uses of Compounds and Pharmaceutically acceptable compositions*

[00100] In yet another aspect, a method for the treatment or lessening the severity of a proliferative disorder, a cardiac disorder, a neurodegenerative disorder, a psychotic disorder, an autoimmune disorder, a condition associated with organ transplant, an inflammatory disorder, an immunologically mediated disorder, a viral disease, or a bone disorder is provided comprising administering an effective amount of a compound, or a

pharmaceutically acceptable composition comprising a compound to a subject in need thereof. In certain embodiments of the present invention an "effective amount" of the compound or pharmaceutically acceptable composition is that amount effective for treating or lessening the severity of a proliferative disorder, a cardiac disorder, a neurodegenerative disorder, a psychotic disorder, an autoimmune disorder, a condition associated with organ transplant, an inflammatory disorder, an immunologically mediated disorder, a viral disease, or a bone disorder. The compounds and compositions, according to the method of the present invention, may be administered using any amount and any route of administration effective for treating or lessening the severity of a proliferative disorder, a cardiac disorder, a neurodegenerative disorder, an autoimmune disorder, a condition associated with organ transplant, an inflammatory disorder, an immunologically mediated disorder, a viral disease, or a bone disorder. The exact amount required will vary from subject to subject, depending on the species, age, and general condition of the subject, the severity of the infection, the particular agent, its mode of administration, and the like. The compounds of the invention are preferably formulated in dosage unit form for ease of administration and uniformity of dosage. The expression "dosage unit form" as used herein refers to a physically discrete unit of agent appropriate for the patient to be treated. It will be understood, however, that the total daily usage of the compounds and compositions of the present invention will be decided by the attending physician within the scope of sound medical judgment. The specific effective dose level for any particular patient or organism will depend upon a variety of factors including the disorder being treated and the severity of the disorder; the activity of the specific compound employed; the specific composition employed; the age, body weight, general health, sex and diet of the patient; the time of administration, route of administration, and rate of excretion of the specific compound employed; the duration of the treatment; drugs used in combination or coincidental with the specific compound employed, and like factors well known in the medical arts. The term "patient", as used herein, means an animal, preferably a mammal, and most preferably a human.

**[00101]** The pharmaceutically acceptable compositions of this invention can be administered to humans and other animals orally, rectally, parenterally, intracisternally, intravaginally, intraperitoneally, topically (as by powders, ointments, or drops), buccally, as an oral or nasal spray, or the like, depending on the severity of the infection being treated. In certain embodiments, the compounds of the invention may be administered orally or parenterally at dosage levels of about 0.01 mg/kg to about 50 mg/kg and preferably from

about 1 mg/kg to about 25 mg/kg, of subject body weight per day, one or more times a day, to obtain the desired therapeutic effect.

**[00102]** Liquid dosage forms for oral administration include, but are not limited to, pharmaceutically acceptable emulsions, microemulsions, solutions, suspensions, syrups and elixirs. In addition to the active compounds, the liquid dosage forms may contain inert diluents commonly used in the art such as, for example, water or other solvents, solubilizing agents and emulsifiers such as ethyl alcohol, isopropyl alcohol, ethyl carbonate, ethyl acetate, benzyl alcohol, benzyl benzoate, propylene glycol, 1,3-butylene glycol, dimethylformamide, oils (in particular, cottonseed, groundnut, corn, germ, olive, castor, and sesame oils), glycerol, tetrahydrofurfuryl alcohol, polyethylene glycols and fatty acid esters of sorbitan, and mixtures thereof. Besides inert diluents, the oral compositions can also include adjuvants such as wetting agents, emulsifying and suspending agents, sweetening, flavoring, and perfuming agents.

**[00103]** Injectable preparations, for example, sterile injectable aqueous or oleaginous suspensions may be formulated according to the known art using suitable dispersing or wetting agents and suspending agents. The sterile injectable preparation may also be a sterile injectable solution, suspension or emulsion in a nontoxic parenterally acceptable diluent or solvent, for example, as a solution in 1,3-butanediol. Among the acceptable vehicles and solvents that may be employed are water, Ringer's solution, U.S.P. and isotonic sodium chloride solution. In addition, sterile, fixed oils are conventionally employed as a solvent or suspending medium. For this purpose any bland fixed oil can be employed including synthetic mono- or diglycerides. In addition, fatty acids such as oleic acid are used in the preparation of injectables.

**[00104]** The injectable formulations can be sterilized, for example, by filtration through a bacterial-retaining filter, or by incorporating sterilizing agents in the form of sterile solid compositions which can be dissolved or dispersed in sterile water or other sterile injectable medium prior to use.

**[00105]** In order to prolong the effect of a compound of the present invention, it is often desirable to slow the absorption of the compound from subcutaneous or intramuscular injection. This may be accomplished by the use of a liquid suspension of crystalline or amorphous material with poor water solubility. The rate of absorption of the compound then depends upon its rate of dissolution that, in turn, may depend upon crystal size and crystalline form. Alternatively, delayed absorption of a parenterally administered compound form is



accomplished by dissolving or suspending the compound in an oil vehicle. Injectable depot forms are made by forming microcapsule matrices of the compound in biodegradable polymers such as polylactide-polyglycolide. Depending upon the ratio of compound to polymer and the nature of the particular polymer employed, the rate of compound release can be controlled. Examples of other biodegradable polymers include poly(orthoesters) and poly(anhydrides). Depot injectable formulations are also prepared by entrapping the compound in liposomes or microemulsions that are compatible with body tissues.

**[00106]** Compositions for rectal or vaginal administration are preferably suppositories which can be prepared by mixing the compounds of this invention with suitable non-irritating excipients or carriers such as cocoa butter, polyethylene glycol or a suppository wax which are solid at ambient temperature but liquid at body temperature and therefore melt in the rectum or vaginal cavity and release the active compound.

**[00107]** Solid dosage forms for oral administration include capsules, tablets, pills, powders, and granules. In such solid dosage forms, the active compound is mixed with at least one inert, pharmaceutically acceptable excipient or carrier such as sodium citrate or dicalcium phosphate and/or a) fillers or extenders such as starches, lactose, sucrose, glucose, mannitol, and silicic acid, b) binders such as, for example, carboxymethylcellulose, alginates, gelatin, polyvinylpyrrolidone, sucrose, and acacia, c) humectants such as glycerol, d) disintegrating agents such as agar--agar, calcium carbonate, potato or tapioca starch, alginic acid, certain silicates, and sodium carbonate, e) solution retarding agents such as paraffin, f) absorption accelerators such as quaternary ammonium compounds, g) wetting agents such as, for example, cetyl alcohol and glycerol monostearate, h) absorbents such as kaolin and bentonite clay, and i) lubricants such as talc, calcium stearate, magnesium stearate, solid polyethylene glycols, sodium lauryl sulfate, and mixtures thereof. In the case of capsules, tablets and pills, the dosage form may also comprise buffering agents.

**[00108]** Solid compositions of a similar type may also be employed as fillers in soft and hard-filled gelatin capsules using such excipients as lactose or milk sugar as well as high molecular weight polyethylene glycols and the like. The solid dosage forms of tablets, dragees, capsules, pills, and granules can be prepared with coatings and shells such as enteric coatings and other coatings well known in the pharmaceutical formulating art. They may optionally contain opacifying agents and can also be of a composition that they release the active ingredient(s) only, or preferentially, in a certain part of the intestinal tract, optionally, in a delayed manner. Examples of embedding compositions that can be used include

polymeric substances and waxes. Solid compositions of a similar type may also be employed as fillers in soft and hard-filled gelatin capsules using such excipients as lactose or milk sugar as well as high molecular weight polyethylene glycols and the like.

**[00109]** The active compounds can also be in micro-encapsulated form with one or more excipients as noted above. The solid dosage forms of tablets, dragees, capsules, pills, and granules can be prepared with coatings and shells such as enteric coatings, release controlling coatings and other coatings well known in the pharmaceutical formulating art. In such solid dosage forms the active compound may be admixed with at least one inert diluent such as sucrose, lactose or starch. Such dosage forms may also comprise, as is normal practice, additional substances other than inert diluents, e.g., tableting lubricants and other tableting aids such as magnesium stearate and microcrystalline cellulose. In the case of capsules, tablets and pills, the dosage forms may also comprise buffering agents. They may optionally contain opacifying agents and can also be of a composition that they release the active ingredient(s) only, or preferentially, in a certain part of the intestinal tract, optionally, in a delayed manner. Examples of embedding compositions that can be used include polymeric substances and waxes.

**[00110]** Dosage forms for topical or transdermal administration of a compound of this invention include ointments, pastes, creams, lotions, gels, powders, solutions, sprays, inhalants or patches. The active component is admixed under sterile conditions with a pharmaceutically acceptable carrier and any needed preservatives or buffers as may be required. Ophthalmic formulation, ear drops, and eye drops are also contemplated as being within the scope of this invention. Additionally, the present invention contemplates the use of transdermal patches, which have the added advantage of providing controlled delivery of a compound to the body. Such dosage forms can be made by dissolving or dispersing the compound in the proper medium. Absorption enhancers can also be used to increase the flux of the compound across the skin. The rate can be controlled by either providing a rate controlling membrane or by dispersing the compound in a polymer matrix or gel.

**[00111]** As described generally above, the compounds of the invention are useful as inhibitors of protein kinases. In one embodiment, the compounds and compositions of the invention are inhibitors of one or more of JAK, JNK, CDK, and ZAP-70, and thus, without wishing to be bound by any particular theory, the compounds and compositions are particularly useful for treating or lessening the severity of a disease, condition, or disorder where activation of one or more of JAK, JNK, CDK, and ZAP-70 is implicated in the

disease, condition, or disorder. When activation of JAK, JNK, CDK, and ZAP-70 is implicated in a particular disease, condition, or disorder, the disease, condition, or disorder may also be referred to as “JAK, JNK, CDK, and ZAP-70-mediated disease” or disease symptom. Accordingly, in another aspect, the present invention provides a method for treating or lessening the severity of a disease, condition, or disorder where activation or one or more of JAK, JNK, CDK, and ZAP-70 is implicated in the disease state.

**[00112]** The activity of a compound utilized in this invention as an inhibitor of JAK, JNK, CDK, and ZAP-70, may be assayed *in vitro*, *in vivo* or in a cell line. *In vitro* assays include assays that determine inhibition of either the phosphorylation activity or ATPase activity of activated JAK, JNK, CDK, and ZAP-70. Alternate *in vitro* assays quantitate the ability of the inhibitor to bind to JAK, JNK, CDK, and ZAP-70. Inhibitor binding may be measured by radiolabelling the inhibitor prior to binding, isolating the inhibitor/JAK, inhibitor/JNK, inhibitor/CDK, or inhibitor/ZAP-70 complex and determining the amount of radiolabel bound. Alternatively, inhibitor binding may be determined by running a competition experiment where new inhibitors are incubated with JAK, JNK, CDK, and ZAP-70 bound to known radioligands.

**[00113]** The term “measurably inhibit”, as used herein means a measurable change in JAK, JNK, CDK, and ZAP-70 activity between a sample comprising said composition and a JAK, JNK, CDK, and ZAP-70 kinase and an equivalent sample comprising JAK, JNK, CDK, and ZAP-70 kinase in the absence of said composition.

**[00114]** The term “JAK-mediated disease”, as used herein means any disease or other deleterious condition in which a JAK family kinase is known to play a role. Such conditions include, without limitation, immune responses such as allergic or type I hypersensitivity reactions, asthma, autoimmune diseases such as transplant rejection, graft versus host disease, rheumatoid arthritis, amyotrophic lateral sclerosis, and multiple sclerosis, neurodegenerative disorders such as Familial amyotrophic lateral sclerosis (FALS), as well as in solid and hematologic malignancies such as leukemias and lymphomas.

**[00115]** According to another embodiment, the invention provides a method for treating or lessening the severity of a CDK2-mediated disease or condition in a patient comprising the step of administering to said patient a composition according to the present invention.

**[00116]** The term “CDK2-mediated disease”, as used herein means any disease or other deleterious condition in which CDK2 is known to play a role. Accordingly, these compounds are useful for treating diseases or conditions that are known to be affected by the activity of

CDK2 kinase. Such diseases or conditions include cancer, Alzheimer's disease, restenosis, angiogenesis, glomerulonephritis, cytomegalovirus, HIV, herpes, psoriasis, atherosclerosis, alopecia, and autoimmune diseases such as rheumatoid arthritis, viral infections, neurodegenerative disorders, disorders associated with thymocyte apoptosis, or proliferative disorders resulting from the deregulation of the cell cycle, especially of the progression from G<sub>1</sub> to S phase.

[00117] According to another embodiment, the invention provides a method for treating or lessening the severity of a CDK2-mediated disease or condition in a patient comprising the step of administering to said patient a composition according to the present invention.

[00118] The term "JNK-mediated condition", as used herein means any disease or other deleterious condition in which JNK is known to play a role. Such conditions include, without limitation, inflammatory diseases, autoimmune diseases, destructive bone disorders, proliferative disorders, cancer, infectious diseases, neurodegenerative diseases, allergies, reperfusion/ischemia in stroke, heart attacks, angiogenic disorders, organ hypoxia, vascular hyperplasia, cardiac hypertrophy, thrombin-induced platelet aggregation, and conditions associated with prostaglandin endoperoxidase synthase-2.

[00119] "JNK-mediated conditions" also include ischemia/reperfusion in stroke, heart attacks, myocardial ischemia, organ hypoxia, vascular hyperplasia, cardiac hypertrophy, hepatic ischemia, liver disease, congestive heart failure, pathologic immune responses such as that caused by T cell activation and thrombin-induced platelet aggregation.

[00120] In addition, JNK inhibitors of the instant invention may be capable of inhibiting the expression of inducible pro-inflammatory proteins. Therefore, other "JNK-mediated conditions" which may be treated by the compounds of this invention include edema, analgesia, fever and pain, such as neuromuscular pain, headache, cancer pain, dental pain and arthritis pain.

[00121] According to another embodiment, the invention provides a method for treating or lessening the severity of a ZAP-70-mediated disease or condition in a patient comprising the step of administering to said patient a composition according to the present invention.

[00122] The term "ZAP-70-mediated condition", as used herein means any disease or other deleterious condition in which ZAP-70 is known to play a role. Such conditions include, without limitation, autoimmune, inflammatory, proliferative and hyperproliferative diseases and immunologically-mediated diseases including rejection of transplanted organs or tissues and Acquired Immunodeficiency Syndrome (AIDS).

[00123] For example, ZAP-70-mediated conditions include diseases of the respiratory tract including, without limitation, reversible obstructive airways diseases including asthma, such as bronchial, allergic, intrinsic, extrinsic and dust asthma, particularly chronic or inveterate asthma (e.g. late asthma airways hyper-responsiveness) and bronchitis. Additionally, ZAP-70 diseases include, without limitation, those conditions characterised by inflammation of the nasal mucus membrane, including acute rhinitis, allergic, atrophic rhinitis and chronic rhinitis including rhinitis caseosa, hypertrophic rhinitis, rhinitis purulenta, rhinitis sicca and rhinitis medicamentosa; membranous rhinitis including croupous, fibrinous and pseudomembranous rhinitis and scrofulous rhinitis, seasonal rhinitis including rhinitis nervosa (hay fever) and vasomotor rhinitis, sarcoidosis, farmer's lung and related diseases, fibroid lung and idiopathic interstitial pneumonia.

[00124] ZAP-70-mediated conditions also include diseases of the bone and joints including, without limitation, (pannus formation in) rheumatoid arthritis, seronegative spondyloarthropathis (including ankylosing spondylitis, psoriatic arthritis and Reiter's disease), Behcet's disease, Sjogren's syndrome and systemic sclerosis.

[00125] ZAP-70-mediated conditions also include diseases and disorders of the skin, including, without limitation, psoriasis, systemic sclerosis, atopic dermatitis, contact dermatitis and other eczematous dermatides, seborrhoetic dermatitis, Lichen planus, Pemphigus, bullous Pemphigus, epidermolysis bullosa, urticaria, angiodermas, vasculitides, erythemas, cutaneous eosinophilias, uveitis, Alopecia, areata and vernal conjunctivitis.

[00126] ZAP-70-mediated conditions also include diseases and disorders of the gastrointestinal tract, including, without limitation, Coeliac disease, proctitis, eosinophilic gastro-enteritis, mastocytosis, pancreatitis, Crohn's disease, ulcerative colitis, food-related allergies which have effects remote from the gut, e.g. migraine, rhinitis and eczema.

[00127] ZAP-70-mediated conditions also include those diseases and disorders of other tissues and systemic disease, including, without limitation, multiple sclerosis, arteriosclerosis, acquired immunodeficiency syndrome (AIDS), lupus erythematosus, systemic lupus erythematosus, Hashimoto's thyroiditis, myasthenia gravis, type I diabetes, nephrotic syndrome, eosinophilia fasciitis, hyper IgE syndrome, lepromatous leprosy, sezary syndrome and idiopathic thrombocytopenia purpura, restenosis following angioplasty, tumours (for example leukemia, lymphomas), arteriosclerosis, and systemic lupus erythematosus.

[00128] ZAP-70-mediated conditions also include allograft rejection including, without limitation, acute and chronic allograft rejection following for example transplantation of

kidney, heart, liver, lung, bone marrow, skin and cornea; and chronic graft versus host disease.

[00129] It will also be appreciated that the compounds and pharmaceutically acceptable compositions of the present invention can be employed in combination therapies, that is, the compounds and pharmaceutically acceptable compositions can be administered concurrently with, prior to, or subsequent to, one or more other desired therapeutics or medical procedures. The particular combination of therapies (therapeutics or procedures) to employ in a combination regimen will take into account compatibility of the desired therapeutics and/or procedures and the desired therapeutic effect to be achieved. It will also be appreciated that the therapies employed may achieve a desired effect for the same disorder (for example, an inventive compound may be administered concurrently with another agent used to treat the same disorder), or they may achieve different effects (e.g., control of any adverse effects). As used herein, additional therapeutic agents that are normally administered to treat or prevent a particular disease, or condition, are known as "appropriate for the disease, or condition, being treated".

[00130] For example, chemotherapeutic agents or other anti-proliferative agents may be combined with the compounds of this invention to treat proliferative diseases and cancer. Examples of known chemotherapeutic agents include, but are not limited to, For example, other therapies or anticancer agents that may be used in combination with the inventive anticancer agents of the present invention include surgery, radiotherapy (in but a few examples, gamma.-radiation, neutron beam radiotherapy, electron beam radiotherapy, proton therapy, brachytherapy, and systemic radioactive isotopes, to name a few), endocrine therapy, biologic response modifiers (interferons, interleukins, and tumor necrosis factor (TNF) to name a few), hyperthermia and cryotherapy, agents to attenuate any adverse effects (e.g., antiemetics), and other approved chemotherapeutic drugs, including, but not limited to, alkylating drugs (mechlorethamine, chlorambucil, Cyclophosphamide, Melphalan, Ifosfamide), antimetabolites (Methotrexate), purine antagonists and pyrimidine antagonists (6-Mercaptopurine, 5-Fluorouracil, Cytarabine, Gemcitabine), spindle poisons (Vinblastine, Vincristine, Vinorelbine, Paclitaxel), podophyllotoxins (Etoposide, Irinotecan, Topotecan), antibiotics (Doxorubicin, Bleomycin, Mitomycin), nitrosoureas (Carmustine, Lomustine), inorganic ions (Cisplatin, Carboplatin), enzymes (Asparaginase), and hormones (Tamoxifen, Leuprolide, Flutamide, and Megestrol), Gleevec™, adriamycin, dexamethasone, and cyclophosphamide. For a more comprehensive discussion of updated cancer therapies see,

<http://www.nci.nih.gov/>, a list of the FDA approved oncology drugs at <http://www.fda.gov/cder/cancer/druglistframe.htm>, and The Merck Manual, Seventeenth Ed. 1999, the entire contents of which are hereby incorporated by reference.

[00131] Other examples of agents the inhibitors of this invention may also be combined with include, without limitation: treatments for Alzheimer's Disease such as Aricept<sup>®</sup> and Exelon<sup>®</sup>; treatments for Parkinson's Disease such as L-DOPA/carbidopa, entacapone, ropinrole, pramipexole, bromocriptine, pergolide, trihexephendyl, and amantadine; agents for treating Multiple Sclerosis (MS) such as beta interferon (e.g., Avonex<sup>®</sup> and Rebif<sup>®</sup>), Copaxone<sup>®</sup>, and mitoxantrone; treatments for asthma such as albuterol and Singulair<sup>®</sup>; agents for treating schizophrenia such as zyprexa, risperdal, seroquel, and haloperidol; anti-inflammatory agents such as corticosteroids, TNF blockers, IL-1 RA, azathioprine, cyclophosphamide, and sulfasalazine; immunomodulatory and immunosuppressive agents such as cyclosporin, tacrolimus, rapamycin, mycophenolate mofetil, interferons, corticosteroids, cyclophosphamide, azathioprine, and sulfasalazine; neurotrophic factors such as acetylcholinesterase inhibitors, MAO inhibitors, interferons, anti-convulsants, ion channel blockers, riluzole, and anti-Parkinsonian agents; agents for treating cardiovascular disease such as beta-blockers, ACE inhibitors, diuretics, nitrates, calcium channel blockers, and statins; agents for treating liver disease such as corticosteroids, cholestyramine, interferons, and anti-viral agents; agents for treating blood disorders such as corticosteroids, anti-leukemic agents, and growth factors; and agents for treating immunodeficiency disorders such as gamma globulin.

[00132] The amount of additional therapeutic agent present in the compositions of this invention will be no more than the amount that would normally be administered in a composition comprising that therapeutic agent as the only active agent. Preferably the amount of additional therapeutic agent in the presently disclosed compositions will range from about 50% to 100% of the amount normally present in a composition comprising that agent as the only therapeutically active agent.

[00133] The compounds of this invention or pharmaceutically acceptable compositions thereof may also be incorporated into compositions for coating implantable medical devices, such as prostheses, artificial valves, vascular grafts, stents and catheters. Accordingly, the present invention, in another aspect, includes a composition for coating an implantable device comprising a compound of the present invention as described generally above, and in classes and subclasses herein, and a carrier suitable for coating said implantable device. In still

another aspect, the present invention includes an implantable device coated with a composition comprising a compound of the present invention as described generally above, and in classes and subclasses herein, and a carrier suitable for coating said implantable device.

[00134] Vascular stents, for example, have been used to overcome restenosis (re-narrowing of the vessel wall after injury). However, patients using stents or other implantable devices risk clot formation or platelet activation. These unwanted effects may be prevented or mitigated by pre-coating the device with a pharmaceutically acceptable composition comprising a kinase inhibitor. Suitable coatings and the general preparation of coated implantable devices are described in US Patents 6,099,562; 5,886,026; and 5,304,121. The coatings are typically biocompatible polymeric materials such as a hydrogel polymer, polymethylsiloxane, polycaprolactone, polyethylene glycol, polylactic acid, ethylene vinyl acetate, and mixtures thereof. The coatings may optionally be further covered by a suitable topcoat of fluorosilicone, polysaccharides, polyethylene glycol, phospholipids or combinations thereof to impart controlled release characteristics in the composition.

[00135] Another aspect of the invention relates to inhibiting JAK, JNK, CDK, and ZAP-70 activity in a biological sample or a patient, which method comprises administering to the patient, or contacting said biological sample with a compound of formula I or a composition comprising said compound. The term "biological sample", as used herein, includes, without limitation, cell cultures or extracts thereof; biopsied material obtained from a mammal or extracts thereof; and blood, saliva, urine, feces, semen, tears, or other body fluids or extracts thereof.

[00136] Inhibition of JAK, JNK, CDK, and ZAP-70 kinase activity in a biological sample is useful for a variety of purposes that are known to one of skill in the art. Examples of such purposes include, but are not limited to, blood transfusion, organ-transplantation, biological specimen storage, and biological assays.

[00137] In order that the invention described herein may be more fully understood, the following examples are set forth. It should be understood that these examples are for illustrative purposes only and are not to be construed as limiting this invention in any manner.

#### EXAMPLES



[00138] Scheme I above depicts the synthesis of several exemplary compounds. The examples below describe general procedures for the preparation of compounds herein and Table 3 depicts characterization for exemplary compounds of the invention.

[00139] Example 1: Preparation of guanidines.

[00140] Procedure A: general procedure for the synthesis of guanidines

[00141] The substituted aniline (20mmol, 2 eq.) and cyanamide (10mmol, 1eq.) were taken up in Toluene (5ml), and Triflic acid (1ml). The reaction was sealed and heated to 85C, overnight, with magnetic stirring. The reaction was quenched with water (10ml). The phases were separated and the aqueous was made basic with 2N sodium hydroxide (10ml). The basic aqueous phase was washed with toluene and then extracted with methylene chloride (3X) to give desired guanidine upon concentration.

[00142] Procedure B: general procedure for the synthesis of guanidines

[00143] In a tube was placed cyanamide (10mmol, 1 eq.) and substituted aniline (11mmol, 1.1 eq). To this was added 10ml of dioxane (alternatively ethylene glycol dimethyl ether, DME, can be used), and the mixture was warmed to achieve dissolution. To the homogeneous solution was added 4N hydrochloric acid in dioxane (3ml, 12mmol, 1.2eq.). The tube was sealed and heated to 60C overnight with magnetic stirring. The reaction was concentrated to dryness, basified with 2N NaOH, and extracted with methylene chloride (2X). The organics were concentrated to give desired guanidine.

[00144] Procedure B (modified): general procedure for the synthesis of guanidines.

[00145] The substituted aniline (20mmol) and cyanamide (20mmol) were dissolved in dioxane (25ml) with warming. To this was added 4N hydrochloric acid in dioxane (5ml, 20mmol) dropwise via syringe. The reaction was heated to reflux for three days, concentrated to dryness and dissolved in ethanol. To this was added 2N sodium hydroxide (10ml, 20mmol) resulting in a voluminous precipitate. The solid was filtered and washed with ether/ethanol, and then dried in-vacuo to give the desired guanidine with 1 equivalent of sodium chloride.

[00146] Procedure D: procedure for the synthesis of N-methylated benzoxazin enaminones.

[00147] The compound 6-acetyl-2H-1,4-benzoxazin-3(4H)-one (10mmol) was taken up in excess N,N-dimethylformamide dimethyl acetal and heated to 80C, overnight. The reaction was concentrated to dryness and used without purification.

[00148] Procedure E: general procedure for the synthesis of N-alkylated benzoxazin acetophenones.

[00149] The compound 6-acetyl-2H-1,4-benzoxazin-3(4H)-one (10mmol) and alkylating agent (5.4mmol, 1.1 eq.) were taken up in dimethylformamide (10ml) with powdered potassium carbonate (36mmol, xs). The reaction was heated to approximately 110C for 1.5 to 24hours. The reaction is quenched with water and extracted with ether (2X). The organics were washed with brine, dried over sodium sulfate, filtered, and concentrated to give crude. The crude was purified via flash chromatography on silica gel, and eluted with ether or ethyl acetate).

[00150] **Procedure F: general procedure for the synthesis of eneaminones**

[00151] The appropriate acetophenone was taken up in N,N-Dimethylformamide dimethyl acetal neat (alternatively toluene may be used as co-solvent), and heated to 95C for 1 to 3 days. Alternatively, toluene may be added to aid dissolution. The reaction was then concentrated to an oil. The product occasionally crystallized from ethyl acetate, or from ethyl acetate/hexane. Otherwise, it was purified via column chromatography on silica gel, eluted with ethyl acetate/hexane to pure ethyl acetate.

[00152] Procedure G: general procedure for the synthesis of eneaminones

[00153] The appropriate acetophenone (20mmol) was dissolved in 100 ml of toluene (alternatively N,N-dimethylformamide or tetrahydrofuran may be used as solvent) and treated with tert-Butoxybis (dimethylamino) methane (Bredereck's reagent, 35mmol, 1.75 eq.). The reaction was heated to reflux overnight. Upon concentration a precipitate forms, which was filtered, and used directly. Alternatively, the crude may be purified via flash chromatography on silica gel, eluted with ethyl acetate/hexane or acetone/hexane.

[00154] Procedure H: general procedure for the synthesis of phenylaminopyrimidines

[00155] The eneaminone (200umol) and guanidine (300umol to 500umol, 1.5 to 2.5 eq.) were dissolved in acetonitrile (200uL to 500uL). The reaction was sealed and heated to approximately 80C, overnight. The reaction was extracted with ethyl acetate and water. The organics were washed with brine, dried over sodium sulfate, filtered, and concentrated to crude. The crude was either recrystallized from ethyl acetate, ethyl acetate/hexane, ether, or ether/hexane. Otherwise, the crude was purified via flash chromatography on silica gel, eluted with ethyl acetate/hexane or ethyl acetate.

[00156] Procedure J: general procedure for the synthesis of phenylaminopyrimidines

[00157] The eneamine (200umol) and guanidine (300umol to 500umol, 1.5 to 2.5 eq.) was dissolved in approximately 1ml of dimethylformamide (alternatively, DMSO). The reaction was sealed and heated to approximately 120C, overnight. The product can either be precipitated via addition of ethyl acetate and 1N hydrochloric acid, or purified via reverse phase HPLC using a C18 column and eluted with an acetonitrile/water (with 0.1% trifluoroacetic acid v/v) gradient.

[00158] Procedure J (modified): general procedure for the synthesis of phenylaminopyrimidines. As per general procedure J except for the addition of powdered potassium carbonate (1 equivalent) or excess.

[00159] Table 3: Table 3 below depicts the procedure sequence utilized for the preparation of exemplary compounds. Each of the letters in the procedure sequence refers to the procedures detailed above. "X" refers to "not applicable" and lower case letters refer to the modified procedures (also detailed above).

Compound	Procedures	M+1 mass	m-1 mass	MW
IVa-1	BXDH	333		332
IVa-2	AXDH	351		350
IVa-3	BXDH	347		346
IVa-4	BXDH	347		346
IVa-5	BXDH	363		362
IVa-6	BXDH	361		360
IVa-7	BXDH	393		392
IVa-8	BXGJ	319	317	318
IVa-9	AXGJ	337	335	336
IVa-10	AXGJ	337	335	336
IVa-11	BXGJ	337	335	336
IVa-12	BXGJ	353	351	352
IVa-13	AXGJ	353	351	352
IVa-14	BXGJ	349	347	348
IVa-15	AXGJ	333	331	332
IVa-16	XXGJ	335		334
IVa-17	BXGJ	333	331	332
IVa-18	BXGJ	347	345	346
IVa-19	BXGJ	379	377	378
IVa-20	BXGJ	395	393	394
IVa-21	bXGJ	398	396	397
IVa-22	BXDJ	412	410	411
IVa-23	BXGJ	398	396	397

IVa-24	BXDJ	412	410	411
IVa-25	XXDJ	376	774	375
IVa-26	BXDJ	358		357
IVa-27	XXDJ	349	347	348
IVa-28	BXDJ	363		362
IVa-29	BEGJ	432		431
IVa-30	AEGJ	450		449
IVa-31	BEGJ	466	464	465
IVa-32	XEGJ	448	446	447
IVa-33	XEGJ	490	488	489
IVa-34	XEGJ	475	473	474
IVa-35	BEGJ	524		523
IVa-36	BEGJ	462		461
IVa-37	BEGJ	508		507
IVa-38	bEGJ	511	509	510
IVa-39	BEGJ	511	509	510
IVa-40	BEGJ	460		459
IVa-41	BEFJ	410		409
IVa-42	AEFJ	428		427
IVa-43	BEFJ	444		443
IVa-44	XEFJ	426	424	425
IVa-45	BEFJ	440		439
IVa-46	XEFJ	468		467
IVa-47	XEFJ	435	433	434
IVa-48	BEFJ	486		485
IVa-49	BEFJ	502		501
IVa-50	BEFJ	489	487	488
IVa-51	BEFJ	489	487	488
IVa-52	BEFJ	438		437
IVa-53	XEFJ	453		452
IVa-54	BEFJ	410		409
IVa-55	AEFJ	428		427
IVa-56	BEFJ	444		443
IVa-57	BEFJ	440		439
IVa-58	XEFJ	468		467
IVa-59	BEFJ	486		485
IVa-60	BEFJ	502		501
IVa-61	bEFJ	489	487	488
IVa-62	BEFJ	489	487	488
IVa-63	BEFJ	438		437
IVa-64	BEFJ	410		409
IVa-65	AEFJ	428		427
IVa-66	BEFJ	444		443
IVa-67	XEFJ	468		467
IVa-68	BEFJ	486		485

<b>IVa-69</b>	BEFJ	502		501
<b>IVa-70</b>	bEFJ	489	487	488
<b>IVa-71</b>	BEFJ	489	487	488
<b>IVa-72</b>	BEFJ	438		437

[00160] Example 16: JAK3 Inhibition Assay

[00161] Compounds were screened for their ability to inhibit JAK3 according to the method described by G. R. Brown, *et al*, *Bioorg. Med. Chem. Lett.* 2000, vol. 10, pp 575-579 in the following manner. Into Maxisorb plates, previously coated at 4°C with Poly (Glu, Ala, Tyr) 6:3:1 then washed with phosphate buffered saline 0.05% and Tween (PBST), was added 2  $\mu$ M ATP, 5 mM MgCl<sub>2</sub>, and a solution of compound in DMSO. The reaction was started with JAK enzyme and the plates incubated for 60 minutes at 30°C. The plates were then washed with PBST, 100  $\mu$ L HRP-Conjugated 4G10 antibody was added, and the plate incubated for 90 minutes at 30°C. The plate was again washed with PBST, 100  $\mu$ L TMB solution is added, and the plates were incubated for another 30 minutes at 30°C. Sulfuric acid (100  $\mu$ L of 1M) was added to stop the reaction and the plate is read at 450 nm to obtain the optical densities for analysis to determine K<sub>i</sub> values.

[00162] Compounds of this invention that have K<sub>i</sub>s less than 5.0 micromolar ( $\mu$ M) in the JAK3 inhibition assay include the following compounds: (IVa-2), (IVa-4), (IVa-5), (IVa-39), (IVa-10), (IVa-11), (IVa-13), (IVa-26), (IVa-29), (IVa-30), (IVa-31), (IVa-32), (IVa-36), (IVa-23), (IVa-24), (IVa-41), (IVa-43), (IVa-45), (IVa-46), (IVa-47), (IVa-48), (IVa-50), (IVa-52), (IVa-55), (IVa-56), (IVa-57), (IVa-58), (IVa-59), (IVa-60), (IVa-66), (IVa-70), and (IVa-72).

[00163] Compounds of this invention that have K<sub>i</sub>s less than 1.0 micromolar ( $\mu$ M) in the JAK3 inhibition assay include the following compounds: (IVa-1), (IVa-3), (IVa-6), (IVa-7), (IVa-14), (IVa-15), (IVa-21), (IVa-22), (IVa-25), (IVa-27), (IVa-28), (IVa-44), (IVa-51), (IVa-53), (IVa-57), and (IVa-71).

[00164] Example 17: CDK2 Inhibition Assay

[00165] Compounds were screened for their ability to inhibit CDK-2/Cyclin A using a standard coupled enzyme assay (Fox et al (1998) *Protein Sci* 7, 2249). Reactions were carried out in 100 mM HEPES pH 7.5, 10 mM MgCl<sub>2</sub>, 25 mM NaCl, 1 mM DTT and 1.5% DMSO. Final substrate concentrations in the assay were 100  $\mu$ M ATP (Sigma chemicals)

and 100  $\mu\text{M}$  peptide (American Peptide, Sunnyvale, CA). Assays were carried out at 30°C and 25 nM CDK-2/Cyclin A. Final concentrations of the components of the coupled enzyme system were 2.5 mM phosphoenolpyruvate, 350  $\mu\text{M}$  NADH, 30  $\mu\text{g/ml}$  pyruvate kinase and 10  $\mu\text{g/ml}$  lactate dehydrogenase.

[00166] An assay stock buffer solution was prepared containing all of the reagents listed above, with the exception of CDK-2/Cyclin A, DTT and the test compound of interest. 56  $\mu\text{l}$  of the test reaction was placed in a 384 well plate followed by addition of 1  $\mu\text{l}$  of 2 mM DMSO stock containing the test compound (final compound concentration 30  $\mu\text{M}$ ). The plate was preincubated for ~10 minutes at 30 °C and the reaction initiated by addition of 10  $\mu\text{l}$  of enzyme (final concentration 25 nM). Rates of reaction were obtained using a BioRad Ultramark plate reader (Hercules, CA) over a 5 minute read time at 30°C. Compounds showing >50 % inhibition versus standard wells containing DMSO, but no compound, were titrated and  $\text{IC}_{50}$ 's determined using a similar protocol.

[00167] Compounds of this invention that have  $K_i$ s less than 1.0 micromolar ( $\mu\text{M}$ ) in the CDK2 inhibition assay include the following compounds: (IVa-22), (IVa-23), and (IVa-24).

[00168] Example 18: JNK3 Inhibition Assays

[00169] Compounds were assayed for the inhibition of JNK3 by a spectrophotometric coupled-enzyme assay. In this assay, a fixed concentration of activated JNK3 (10 nM) was incubated with various concentrations of a potential inhibitor dissolved in DMSO for 10 minutes at 30°C in a buffer containing 0.1 M HEPES buffer, pH 7.5, containing 10 mM  $\text{MgCl}_2$ , 2.5 mM phosphoenolpyruvate, 200  $\mu\text{M}$  NADH, 150  $\mu\text{g/mL}$  pyruvate kinase, 50  $\mu\text{g/mL}$  lactate dehydrogenase, and 200  $\mu\text{M}$  EGF receptor peptide. The EGF receptor peptide is a phosphoryl acceptor in the JNK3-catalyzed kinase reaction. The reaction was initiated by the addition of 10  $\mu\text{M}$  ATP and the assay plate is inserted into the spectrophotometer's assay plate compartment that was maintained at 30°C. The decrease of absorbance at 340 nm was monitored as a function of time. The rate data as a function of inhibitor concentration was fitted to competitive inhibition kinetic model to determine the  $K_i$ .

[00170] Compounds of this invention that have  $K_i$ s less than 1.0 micromolar ( $\mu\text{M}$ ) in the JNK3 inhibition assay include the following compounds: (IVa-1), (IVa-2), (IVa-3), (IVa-4), (IVa-5), (IVa-22), (IVa-23), and (IVa-24).

[00171] Example 18: ZAP-70 Inhibition Assay

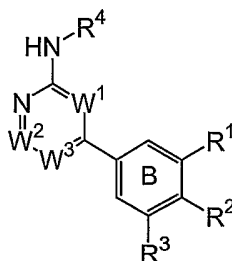
[00172] Compounds were screened for their ability to inhibit ZAP-70 using a standard coupled enzyme assay (Fox et al., Protein Sci., (1998) 7, 2249). Assays were carried out in a mixture of 100 mM HEPES 7.5, 10 mM MgCl<sub>2</sub>, 25 mM NaCl, 2 mM DTT and 3% DMSO. Final substrate concentrations in the assay were 100 μM ATP (Sigma Chemicals) and 20 μM peptide (poly-4EY, Sigma Chemicals). Assays were carried out at 30 °C and 60 nM ZAP-70. Final concentrations of the components of the coupled enzyme system were 2.5 mM phosphoenolpyruvate, 300 μM NADH, 30 μg/ml pyruvate kinase and 10 μg/ml lactate dehydrogenase.

[00173] An assay stock buffer solution was prepared containing all of the reagents listed above, with the exception of ZAP-70 and the test compound of interest. 55 μl of the stock solution was placed in a 96 well plate followed by addition of 2 μl of DMSO stock containing serial dilutions of the test compound (typically starting from a final concentration of 15 μM). The plate was preincubated for 10 minutes at 30°C and the reaction initiated by addition of 10 μl of enzyme (final concentration 60 nM). Initial reaction rates were determined with a Molecular Devices SpectraMax Plus plate reader over a 15 minute time course. IC<sub>50</sub> and K<sub>i</sub> data were calculated from non-linear regression analysis using the Prism software package (GraphPad Prism version 3.0a for Macintosh, GraphPad Software, San Diego California, USA).

[00174] Compounds of this invention that have K<sub>i</sub>s less than 1.0 micromolar (μM) in the ZAP-70 inhibition assay include the following compounds: **(IVa-23)**, and **(IVa-24)**.

CLAIMS

1. A compound of formula I:

**I**

or a pharmaceutically acceptable salt thereof, wherein:

W<sup>1</sup> is nitrogen or CH, W<sup>2</sup> is nitrogen or C-(U)<sub>p</sub>R<sup>U</sup>, and W<sup>3</sup> is nitrogen or C-(V)<sub>q</sub>R<sup>V</sup>;

p and q are each independently 0 or 1;

R<sup>U</sup> and R<sup>V</sup> are each independently R or Ar<sup>1</sup>;

U and V are each independently a bond or a C<sub>1-6</sub> alkylidene chain, wherein up to two

methylene units of the chain are optionally and independently replaced by CO, CO<sub>2</sub>, COCO, CONR, OCONR, NRNR, NRNRCO, NRCO, NRCO<sub>2</sub>, NRCONR, SO, SO<sub>2</sub>, NRSO<sub>2</sub>, SO<sub>2</sub>NR, NRSO<sub>2</sub>NR, O, S, or NR;

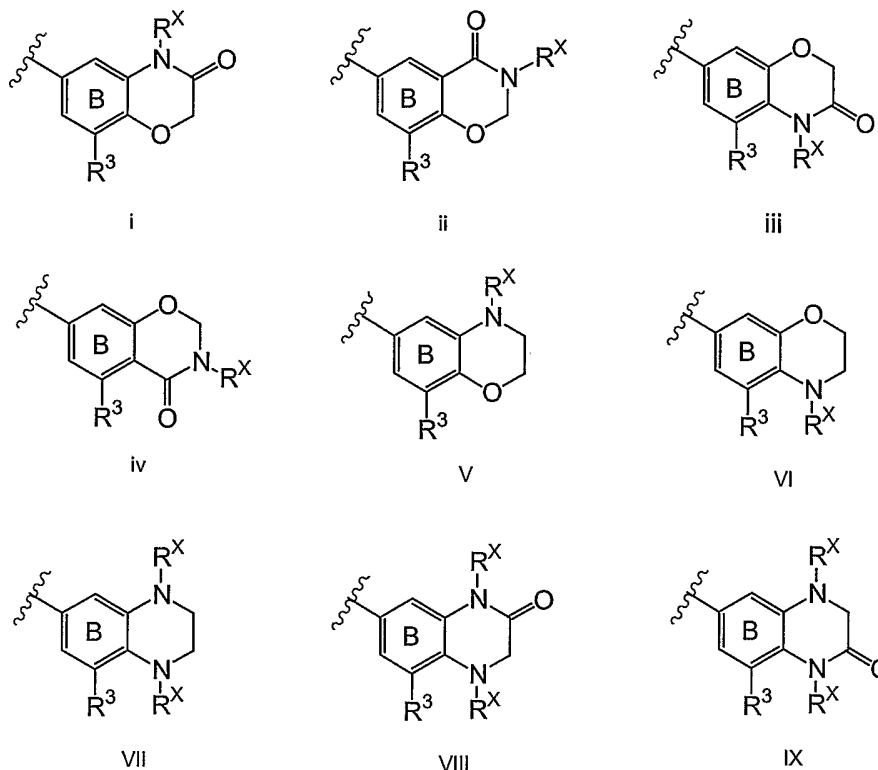
each occurrence of R is independently hydrogen or an optionally substituted C<sub>1-4</sub> aliphatic, or two R bound to the same nitrogen atom are optionally taken together with the nitrogen atom to form a 3-7 membered saturated, partially unsaturated, or fully unsaturated ring having 0-2 additional heteroatoms independently selected from nitrogen, oxygen, or sulfur;

Ar<sup>1</sup> is a 5-7 membered saturated, partially unsaturated, or fully unsaturated monocyclic ring having 0-3 heteroatoms independently selected from nitrogen, oxygen, or sulfur, or an 8-12 membered saturated, partially unsaturated, or fully unsaturated bicyclic ring system having 0-5 heteroatoms independently selected from nitrogen, oxygen, or sulfur; wherein Ar<sup>1</sup> is optionally substituted with m independent occurrences of Z-R<sup>5</sup>; wherein m is 0-5, Z is a bond or is a C<sub>1-6</sub> alkylidene chain wherein up to two methylene units of Z are optionally replaced by CO, CO<sub>2</sub>, COCO, CONR, OCONR, NRNR, NRNRCO, NRCO, NRCO<sub>2</sub>, NRCONR, SO, SO<sub>2</sub>, NRSO<sub>2</sub>, SO<sub>2</sub>NR, NRSO<sub>2</sub>NR, O, S, or NR; and each occurrence of R<sup>5</sup> is independently hydrogen, an



optionally substituted aliphatic, heteroaliphatic, aryl or heteroaryl group, halogen, NO<sub>2</sub>, CN, OR, SR, N(R)<sub>2</sub>, NRCOR, NRCON(R)<sub>2</sub>, NRCO<sub>2</sub>R, COR, CO<sub>2</sub>R, OCOR, CON(R)<sub>2</sub>, OCON(R)<sub>2</sub>, SOR, SO<sub>2</sub>R, SO<sub>2</sub>N(R)<sub>2</sub>, NRSO<sub>2</sub>R, NRSO<sub>2</sub>N(R)<sub>2</sub>, COCOR, or COCH<sub>2</sub>COR;

R<sup>1</sup> and R<sup>2</sup> taken together and fused to ring B form a cyclic moiety selected from one of the following:



wherein each occurrence of R<sup>X</sup> is independently hydrogen, QR, or Q<sub>n</sub>Ar<sup>1</sup>; n is zero or one;

and Q is an optionally substituted C<sub>1-4</sub> alkylidene chain wherein one methylene unit of Q is optionally replaced by CO, CO<sub>2</sub>, COCO, CONR, OCONR, NRNR, NRNRCO, NRCO, NRCO<sub>2</sub>, NRCONR, SO, SO<sub>2</sub>, NRSO<sub>2</sub>, SO<sub>2</sub>NR, NRSO<sub>2</sub>NR, O, S, or NR;

R<sup>3</sup> is halogen, QR, Q<sub>n</sub>CN, Q<sub>n</sub>NO<sub>2</sub>, or Q<sub>n</sub>Ar<sup>1</sup>; and

R<sup>4</sup> is Ar<sup>1</sup>, or T-Ar<sup>1</sup>;

wherein T is a C<sub>1-2</sub> alkylidene chain wherein one methylene unit of T is optionally replaced by CO, CO<sub>2</sub>, COCO, CONR, OCONR, NRNR, NRNRCO, NRCO, NRCO<sub>2</sub>, NRCONR, SO, SO<sub>2</sub>, NRSO<sub>2</sub>, SO<sub>2</sub>NR, NRSO<sub>2</sub>NR, O, S, or NR.

2. The compound of claim 1, wherein  $R^1$  and  $R^2$  taken together represent heterocycle  $i$  and  $R^X$  is hydrogen or optionally substituted  $C_{1-6}$ aliphatic.
3. The compound of claim 1, wherein  $R^X$  is hydrogen, methyl, ethyl, propyl, n-butyl, tert-butyl, pentyl, cyclopentyl, hexyl, cyclohexyl,  $C_{1-6}$ alkyl substituted with  $N(R)_2$ , or  $C_{1-6}$ alkyl substituted with  $Ar^1$ .
4. The compound of claim 1, wherein  $R^X$  is hydrogen, methyl, or  $C_{1-2}$ alkyl substituted with a group selected from optionally substituted phenyl, pyridyl, morpholino, piperidiny, or piperazinyl.
5. The compound of claim 1, wherein  $R^3$  is hydrogen, halogen, QR or  $QAr^1$ , wherein Q is a  $C_{1-3}$  alkylidene chain wherein one methylene unit of Q is optionally replaced by -O-, -S-, -NHCO-, or -NR-, and  $Ar^1$  is an optionally substituted 5-6 membered saturated, partially unsaturated, or fully unsaturated ring having 0-2 heteroatoms independently selected from nitrogen, oxygen, or sulfur.
6. The compound of claim 1, wherein  $R^3$  is hydrogen, OH,  $OCH_3$ ,  $OCH_2CH_3$ , NHCOMe,  $NH_2$ ,  $NH(C_{1-4}$  aliphatic),  $N(C_{1-4}$  aliphatic) $_2$ ,  $O(CH_2)_2$ morpholin-4-yl,  $O(CH_2)_2NH_2$ ,  $O(CH_2)_2NH(C_{1-4}$  aliphatic),  $O(CH_2)_2N(C_{1-4}$  aliphatic) $_2$ , Br, Cl, or F.
7. The compound of claim 1, wherein  $R^3$  is hydrogen.
8. The compound of claim 1, wherein  $R^4$  is a 6-membered saturated, partially unsaturated, or aryl ring having 0-3 nitrogens, a 9-10 membered bicyclic aryl ring having 0-2 nitrogen atoms, or a 5 membered heteroaryl ring having 2-3 heteroatoms independently selected from nitrogen, oxygen, or sulfur, wherein each ring is optionally substituted.
9. The compound of claim 1, wherein  $R^4$  is optionally substituted phenyl, cyclohexyl, naphthyl, pyridyl, pyrimidinyl, triazinyl, thiazolyl, thiadiazolyl, pyrazolyl, isoxazolyl, indazolyl, or benzimidazolyl.
10. The compound of claim 1, wherein  $R^4$  is an optionally substituted phenyl group.

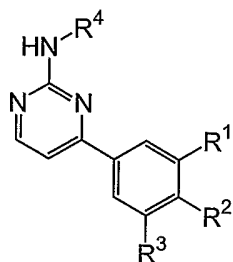
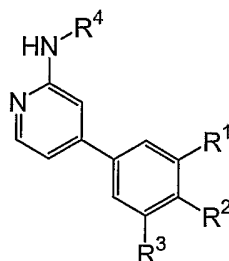
11. The compound of claim 8, wherein each occurrence of Z is independently a bond or a C<sub>1-4</sub> alkylidene chain wherein one methylene unit of Z is optionally replaced by -O-, -S-, -SO<sub>2</sub>-, or -NH-; and each occurrence of R<sup>5</sup> is independently hydrogen, C<sub>1-6</sub> aliphatic, halogen, NO<sub>2</sub>, OR, N(R)<sub>2</sub>, or optionally substituted phenyl, pyridyl, or pyrimidinyl.

12. The compound of claim 8, wherein each occurrence of ZR<sup>5</sup> is independently Cl, F, Br, methyl, ethyl, t-butyl, isopropyl, cyclopropyl, nitro, CN, OMe, OEt, CF<sub>3</sub>, NH<sub>2</sub>, phenyl, benzyl, benzyloxy, OH, methylene dioxy, SO<sub>2</sub>NH<sub>2</sub>, CONH<sub>2</sub>, CO<sub>2</sub>Me, phenoxy, O-pyridinyl, SO<sub>2</sub>phenyl, nitrophenoxy, aminophenoxy, S-dimethylpyrimidine, NHphenyl, NH-methoxyphenyl, pyridinyl, aminophenyl, phenol, chloro-fluoro-phenyl, dimethylaminophenyl, CF<sub>3</sub>-phenyl, dimethylphenyl, chlorophenyl, fluorophenyl, methoxyphenoxy, chlorophenoxy, ethoxyphenoxy, and fluorophenoxy.

13. The compound of claim 1, wherein (U)<sub>p</sub>R<sup>U</sup> and (V)<sub>q</sub>R<sup>V</sup> are each independently hydrogen, halogen, NO<sub>2</sub>, CN, OR, SR or N(R)<sub>2</sub>, or C<sub>1-4</sub>aliphatic optionally substituted with oxo, OR, SR, N(R)<sub>2</sub>, halogen, NO<sub>2</sub> or CN.

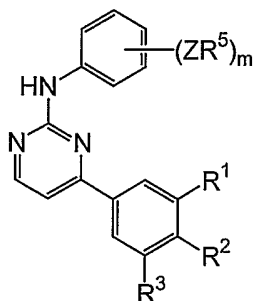
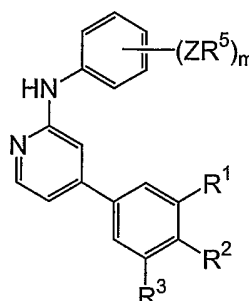
14. The compound of claim 1, wherein (U)<sub>p</sub>R<sup>U</sup> and (V)<sub>q</sub>R<sup>V</sup> are each independently hydrogen, Me, OH, or OMe.

15. The compound of claim 1, wherein W<sup>1</sup> is N or CH and compounds have the structure of Formula **Ia** or **Ib**:

**Ia****Ib**

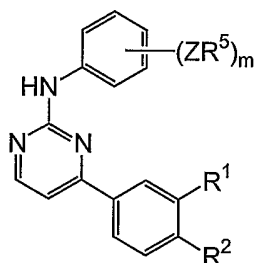
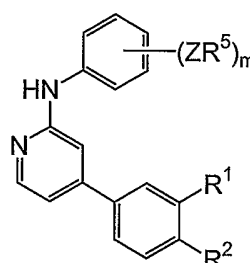
or a pharmaceutically acceptable salt thereof.

16. The compound of claim 1, wherein  $R^4$  is an optionally substituted phenyl group and compounds have the structure of Formula **IIa** or **IIb**:

**IIa****IIb**

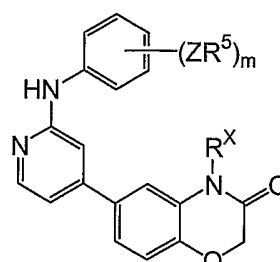
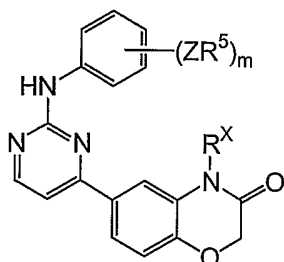
or a pharmaceutically acceptable salt thereof.

17. The compound of claim 1, wherein  $R^3$  is hydrogen, and compounds have the general structure of Formula **IIIa** or **IIIb**:

**IIIa****IIIb**

or a pharmaceutically acceptable salt thereof.

18. The compound of claim 1, wherein  $R^3$  is hydrogen, and  $R^1$  and  $R^2$  taken together represent the heterocycle **i** and compounds have the general structure of Formula **IVa** or **IVb**:



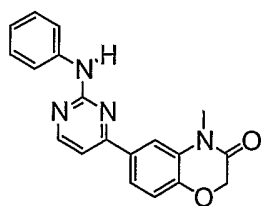
## IVa

## IVb

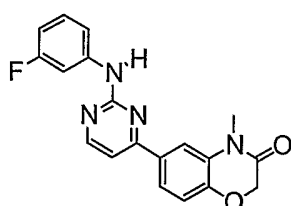
or a pharmaceutically acceptable salt thereof.

19. The compound of any one of claims 15, 16, 17 or 18, wherein
- i)  $R^1$  and  $R^2$  taken together represent the heterocycle **i** depicted above; where  $R^X$  is defined according to one of the following groups:
    - a. hydrogen or optionally substituted  $C_{1-6}$ aliphatic;
    - b. hydrogen, methyl, ethyl, propyl, n-butyl, tert-butyl, pentyl, cyclopentyl, hexyl, cyclohexyl,  $C_{1-6}$ alkyl substituted with  $N(R)_2$ , or  $C_{1-6}$ alkyl substituted with  $Ar^1$ ; or
    - c. hydrogen, methyl, or  $C_{1-2}$ alkyl substituted with a group selected from optionally substituted phenyl, pyridyl, morpholino, piperidinyl, or piperazinyl.
  - ii)  $R^3$  is defined according to one of the following groups:
    - a. hydrogen, halogen, QR or  $QAr^1$ , wherein Q is a  $C_{1-3}$  alkylidene chain wherein one methylene unit of Q is optionally replaced by -O-, -S-, -NHCO-, or -NR-, and  $Ar^1$  is an optionally substituted 5-6 membered saturated, partially unsaturated, or fully unsaturated ring having 0-2 heteroatoms independently selected from nitrogen, oxygen, or sulfur;
    - b. hydrogen, OH,  $OCH_3$ ,  $OCH_2CH_3$ ,  $NHCOMe$ ,  $NH_2$ ,  $NH(C_{1-4}$  aliphatic),  $N(C_{1-4}$  aliphatic) $_2$ ,  $O(CH_2)_2$ morpholin-4-yl,  $O(CH_2)_2NH_2$ ,  $O(CH_2)_2NH(C_{1-4}$  aliphatic),  $O(CH_2)_2N(C_{1-4}$  aliphatic) $_2$ , bromo, chloro, or fluoro; or
    - c. hydrogen;
  - iii)  $R^4$  is defined according to one of the following groups:
    - a. a 6-membered saturated, partially unsaturated, or aryl ring having 0-3 nitrogens, a 9-10 membered bicyclic aryl ring having 0-2 nitrogens, or a 5 membered heteroaryl ring having 2-3 heteroatoms independently selected from nitrogen, oxygen, or sulfur, wherein each ring is optionally substituted;
    - b. an optionally substituted ring selected from phenyl, cyclohexyl, naphthyl, pyridyl, pyrimidinyl, triazinyl, thiazolyl, thiadiazolyl, pyrazolyl, isoxazolyl, indazolyl, or benzimidazolyl; or
    - c. an optionally substituted phenyl group;
  - iv)  $W^1$ ,  $W^2$  and  $W^3$  are defined according to one of the following groups:

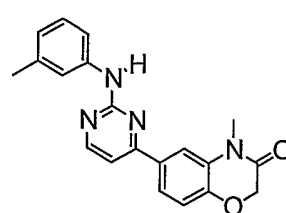
- a.  $W^1$  is nitrogen or CH,  $W^2$  is nitrogen or  $C-(U)_pR^U$ , and  $W^3$  is nitrogen or  $C-(V)_qR^V$ ;
- b.  $W^1$  is nitrogen or CH,  $W^2$  is  $C-(U)_pR^U$ , and  $W^3$  is  $C-(V)_qR^V$ ; or
- c.  $W^1$  is nitrogen or CH and  $W^2$  and  $W^3$  are each CH; and
- v)  $(U)_pR^U$  and  $(V)_qR^V$  groups are defined according to one of the following groups:
- a. hydrogen, halogen,  $NO_2$ , CN, OR, SR or  $N(R)_2$ , or  $C_{1-4}$ aliphatic optionally substituted with oxo, OR, SR,  $N(R)_2$ , halogen,  $NO_2$  or CN;
- b. hydrogen, Me, OH, OMe or  $N(R)_2$ ; or
- c. both  $(U)_pR^U$  and  $(V)_qR^V$  are hydrogen.
20. The compound of claim 19, wherein each occurrence of Z is independently a bond or a  $C_{1-4}$  alkylidene chain wherein one methylene unit of Z is optionally replaced by -O-, -S-, - $SO_2$ -, or -NH-; and each occurrence of  $R^5$  is independently hydrogen,  $C_{1-6}$  aliphatic, halogen,  $NO_2$ , OR,  $N(R)_2$ , or optionally substituted phenyl, pyridyl, and pyrimidinyl.
21. The compound of claim 19, wherein each occurrence of  $ZR^5$  is independently Cl, F, Br, methyl, ethyl, t-butyl, isopropyl, cyclopropyl, nitro, CN, OMe, OEt,  $CF_3$ ,  $NH_2$ , phenyl, benzyl, benzyloxy, OH, methylene dioxy,  $SO_2NH_2$ ,  $CONH_2$ ,  $CO_2Me$ , phenoxy, O-pyridinyl,  $SO_2$ phenyl, nitrophenoxy, aminophenoxy, S-dimethylpyrimidine, NHphenyl, NH-methoxyphenyl, pyridinyl, aminophenyl, phenol, chloro-fluoro-phenyl, dimethylaminophenyl,  $CF_3$ -phenyl, dimethylphenyl, chlorophenyl, fluorophenyl, methoxyphenoxy, chlorophenoxy, ethoxyphenoxy, or fluorophenoxy.
22. The compound of claim 1, having the formula IVa, wherein  $R^X$  is hydrogen or optionally substituted  $C_{1-6}$ aliphatic; m is 0, 1 or 2; and  $ZR^5$  is Cl, F, Br, methyl, ethyl, t-butyl, isopropyl, cyclopropyl, nitro, CN, OMe, OEt,  $CF_3$ ,  $NH_2$ , phenyl, benzyl, benzyloxy, OH, methylene dioxy,  $SO_2NH_2$ ,  $CONH_2$ ,  $CO_2Me$ , phenoxy, O-pyridinyl,  $SO_2$ phenyl, nitrophenoxy, aminophenoxy, S-dimethylpyrimidine, NHphenyl, NH-methoxyphenyl, pyridinyl, aminophenyl, phenol, chloro-fluoro-phenyl, dimethylaminophenyl,  $CF_3$ -phenyl, dimethylphenyl, chlorophenyl, fluorophenyl, methoxyphenoxy, chlorophenoxy, ethoxyphenoxy, or fluorophenoxy.
23. The compound of claim 1, selected from one of the following compounds:



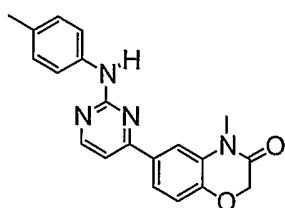
**IVa-1**



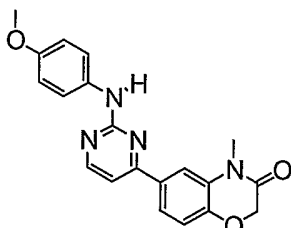
**IVa-2**



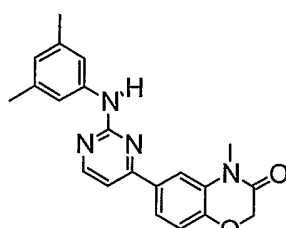
**IVa-3**



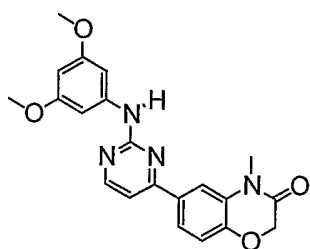
**IVa-4**



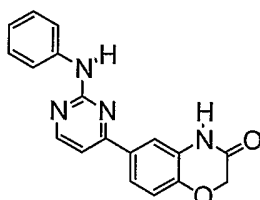
**IVa-5**



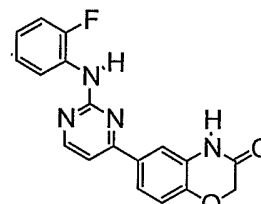
**IVa-6**



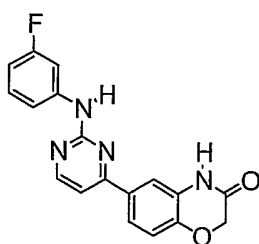
**IVa-7**



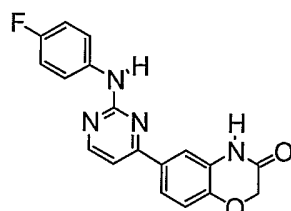
**IVa-8**



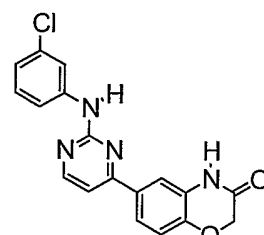
**IVa-9**



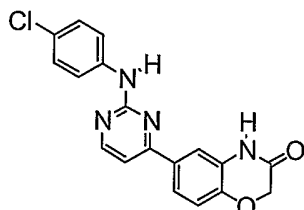
**IVa-10**



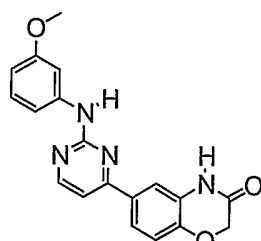
**IVa-11**



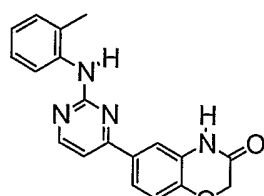
**IVa-12**



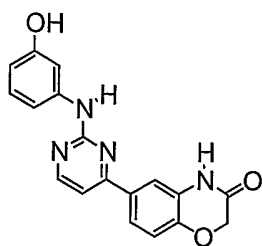
**IVa-13**



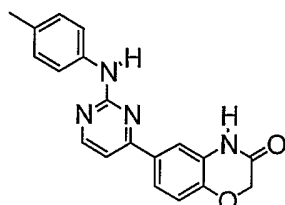
**IVa-14**



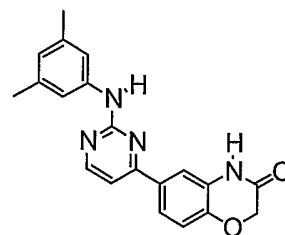
**IVa-15**



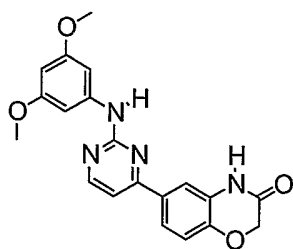
IVa-16



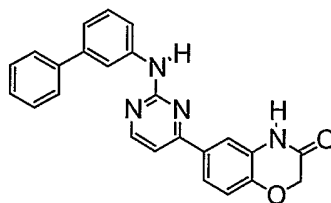
IVa-17



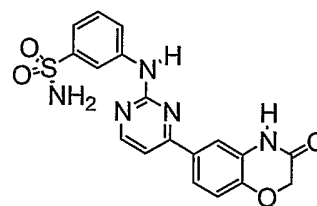
IVa-18



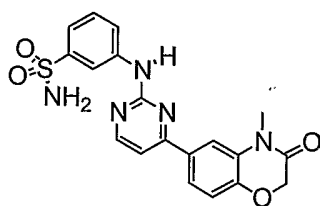
IVa-19



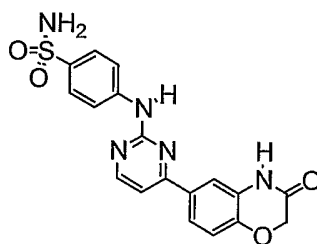
IVa-20



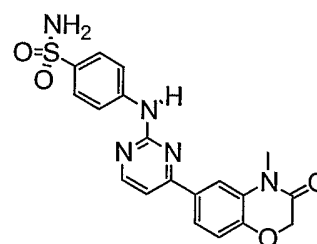
IVa-21



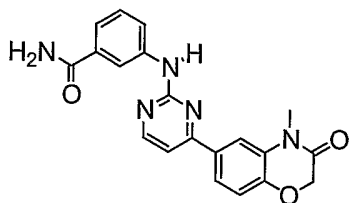
IVa-22



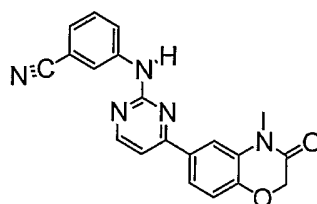
IVa-23



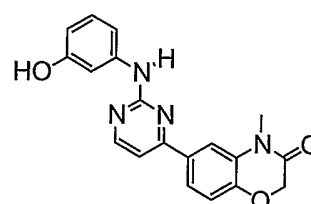
IVa-24



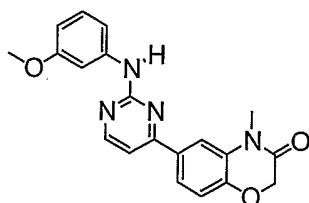
IVa-25



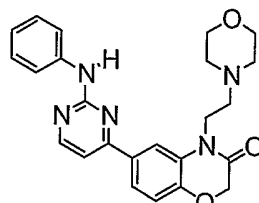
IVa-26



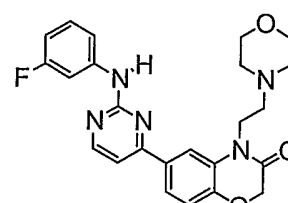
IVa-27



IVa-28

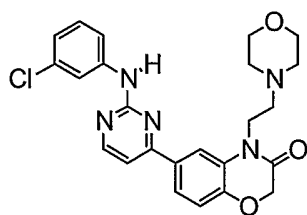


IVa-29

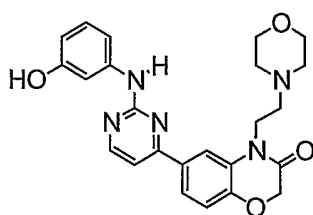


IVa-30

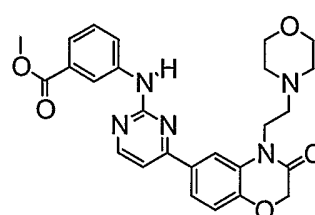




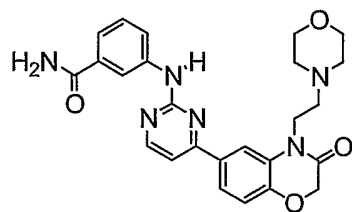
**IVa-31**



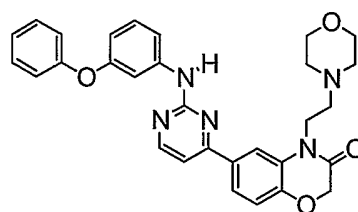
**IVa-32**



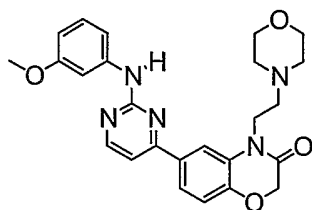
**IVa-33**



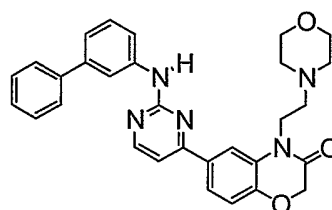
**IVa-34**



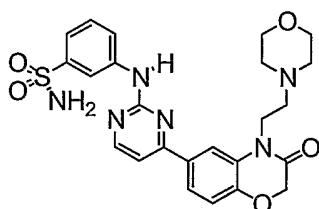
**IVa-35**



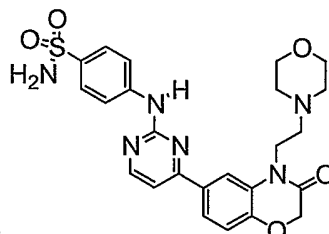
**IVa-36**



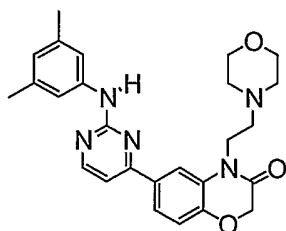
**IVa-37**



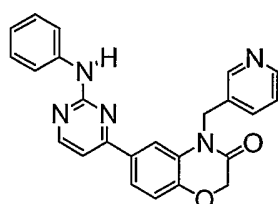
**IVa-38**



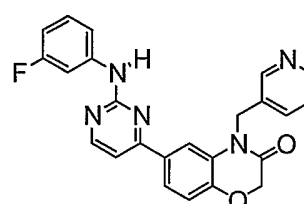
**IVa-39**



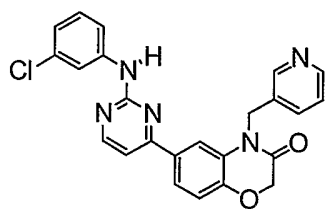
**IVa-40**



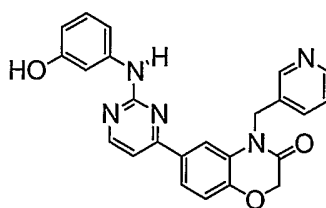
**IVa-41**



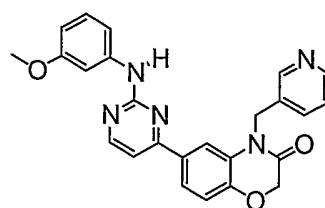
**IVa-42**



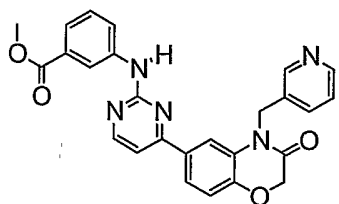
**IVa-43**



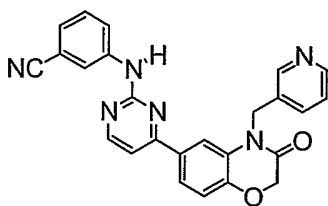
**IVa-44**



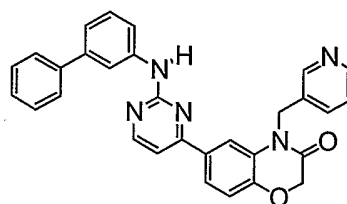
**IVa-45**



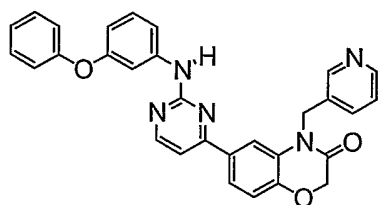
**IVa-46**



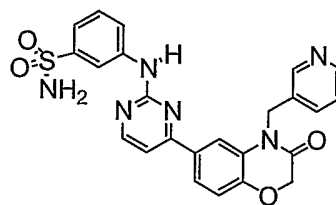
**IVa-47**



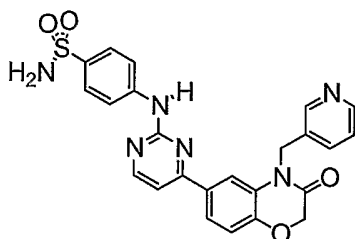
**IVa-48**



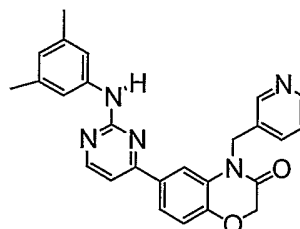
**IVa-49**



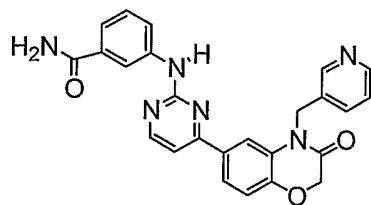
**IVa-50**



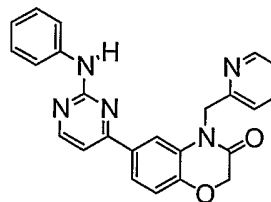
**IVa-51**



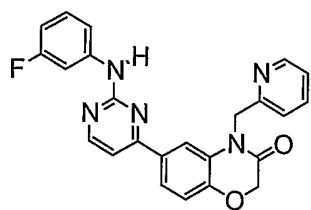
**IVa-52**



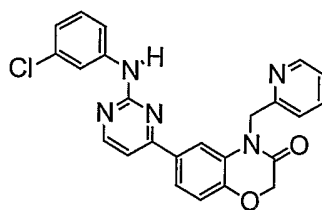
**IVa-53**



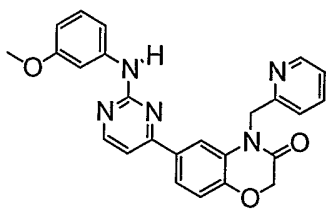
**IVa-54**



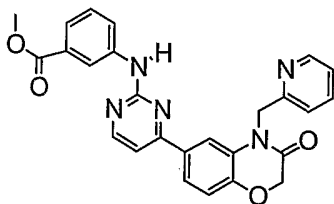
**IVa-55**



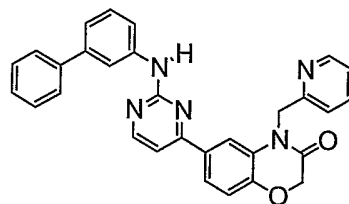
**IVa-56**



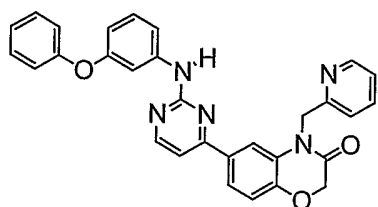
**IVa-57**



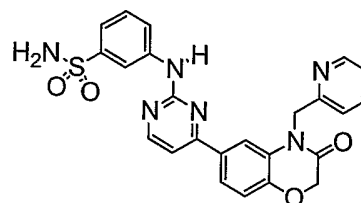
**IVa-58**



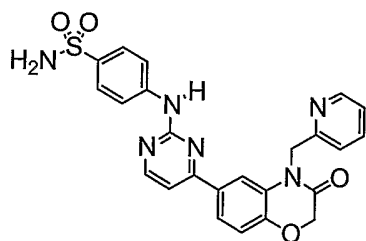
**IVa-59**



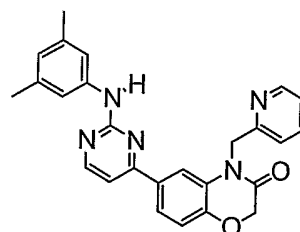
**IVa-60**



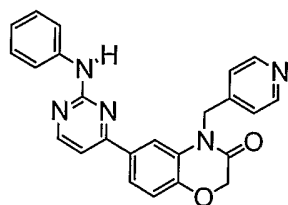
**IVa-61**



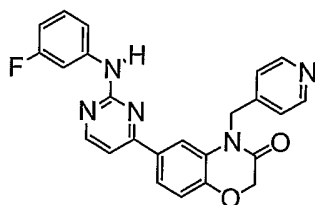
**IVa-62**



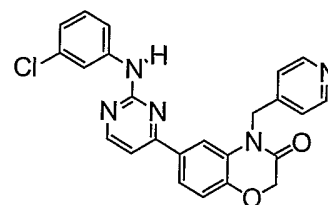
**IVa-63**



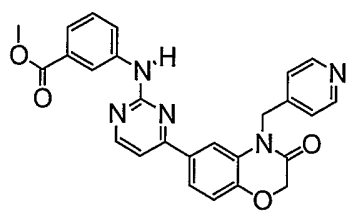
**IVa-64**



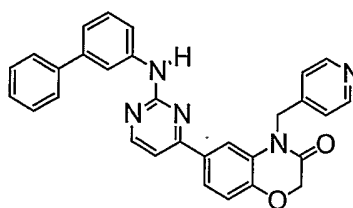
**IVa-65**



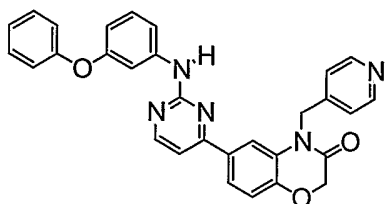
**IVa-66**



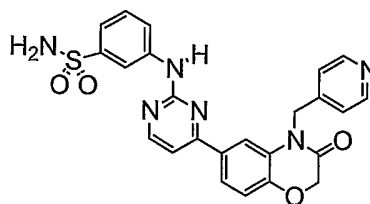
IVa-67



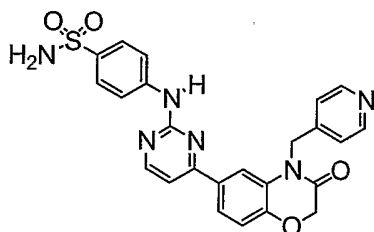
IVa-68



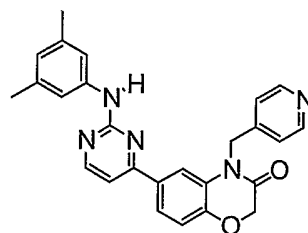
IVa-69



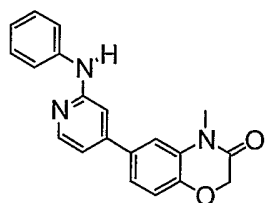
IVa-70



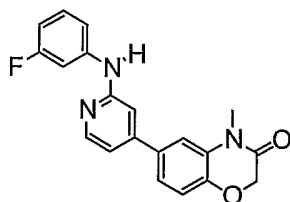
IVa-71



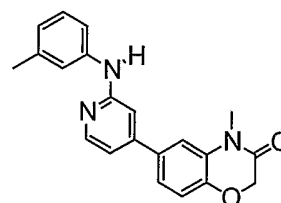
IVa-72



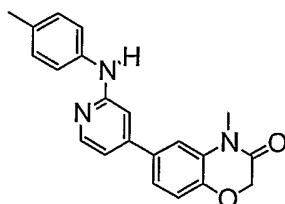
IVb-1



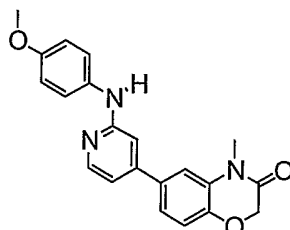
IVb-2



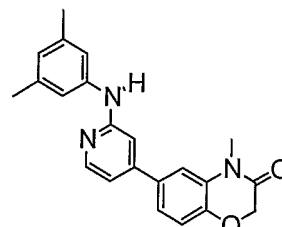
IVb-3



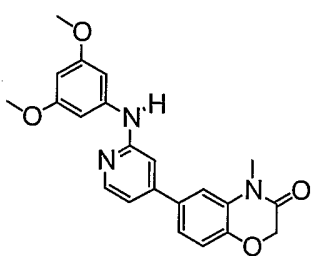
IVb-4



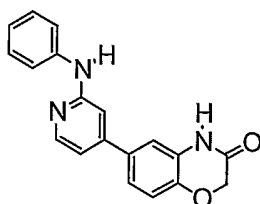
IVb-5



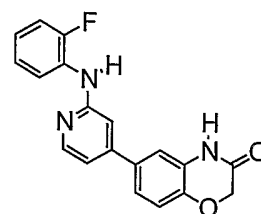
IVb-6



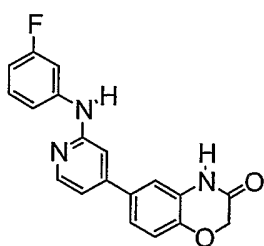
IVb-7



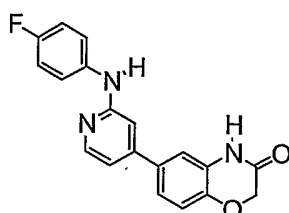
IVb-8



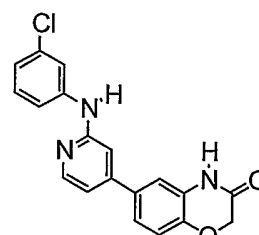
IVb-9



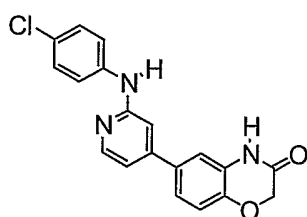
IVb-10



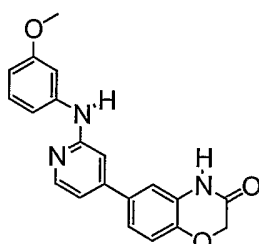
IVb-11



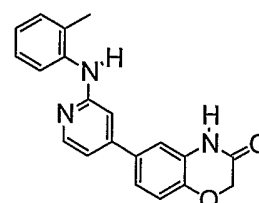
IVb-12



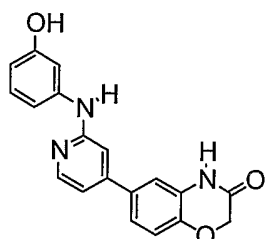
IVb-13



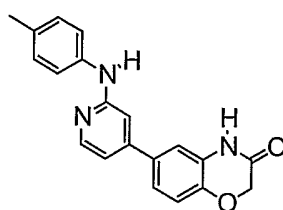
IVb-14



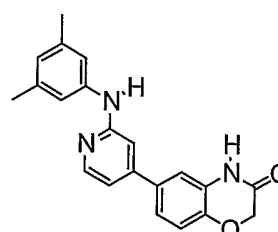
IVb-15



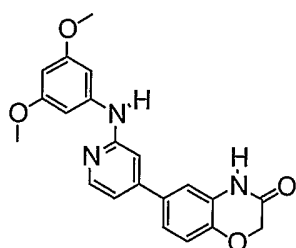
IVb-16



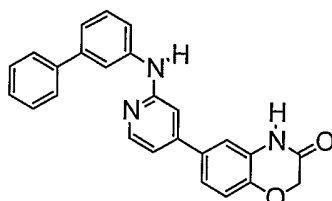
IVb-17



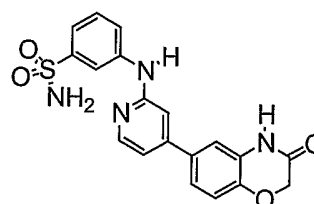
IVb-18



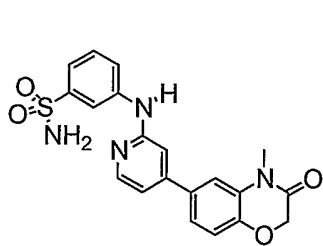
IVb-19



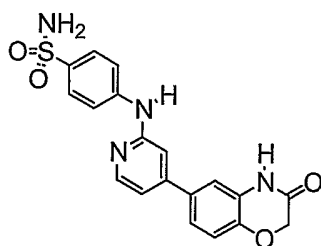
IVb-20



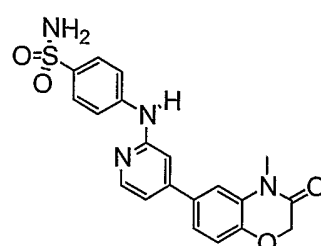
IVb-21



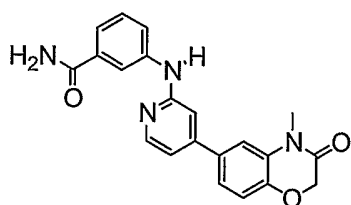
**IVb-22**



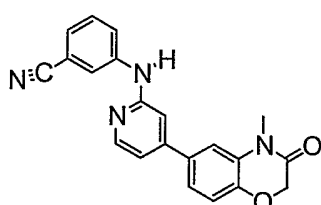
**IVb-23**



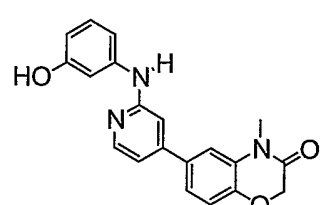
**IVb-24**



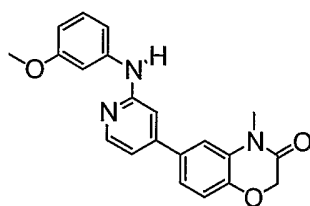
**IVb-25**



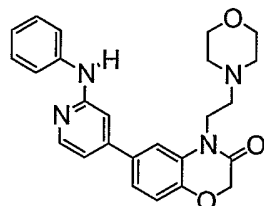
**IVb-26**



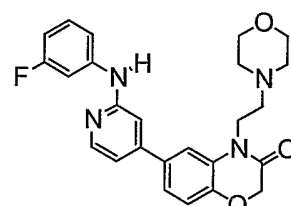
**IVb-27**



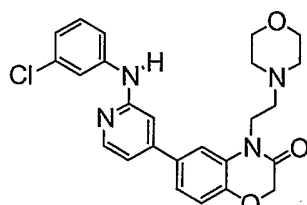
**IVb-28**



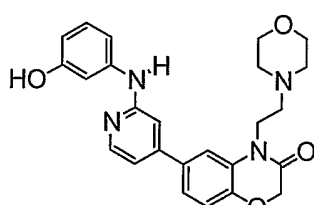
**IVb-29**



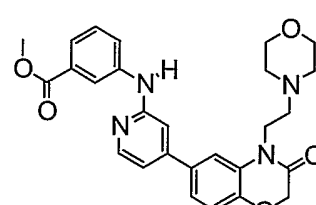
**IVb-30**



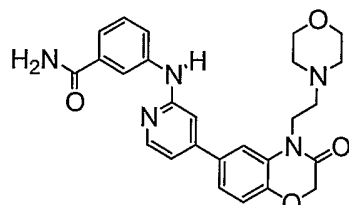
**IVb-31**



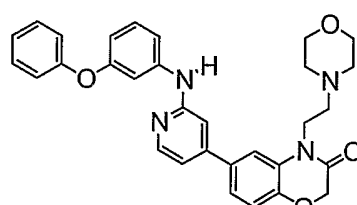
**IVb-32**



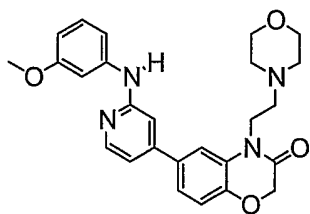
**IVb-33**



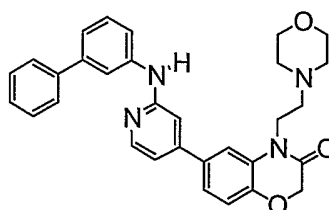
**IVb-34**



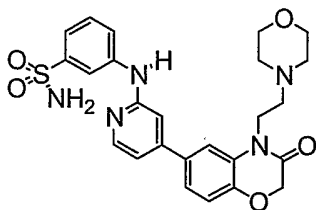
**IVb-35**



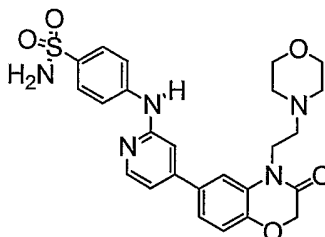
**IVb-36**



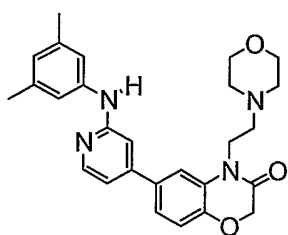
**IVb-37**



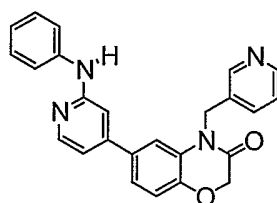
**IVb-38**



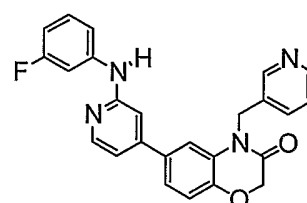
**IVb-39**



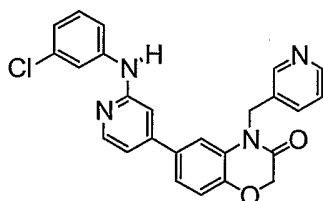
**IVb-40**



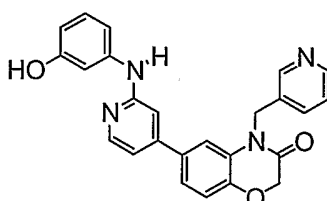
**IVb-41**



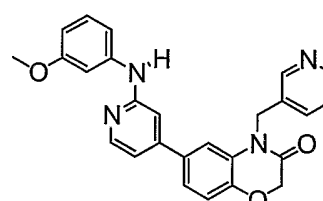
**IVb-42**



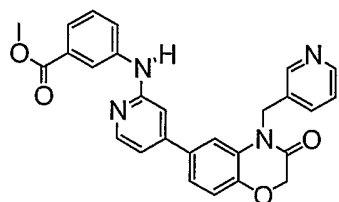
**IVb-43**



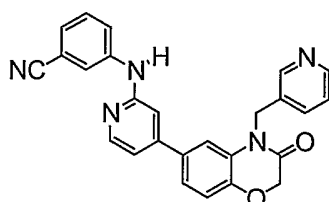
**IVb-44**



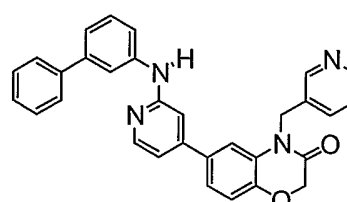
**IVb-45**



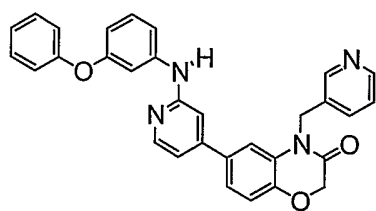
**IVb-46**



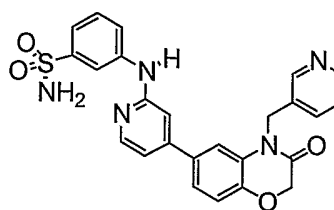
**IVb-47**



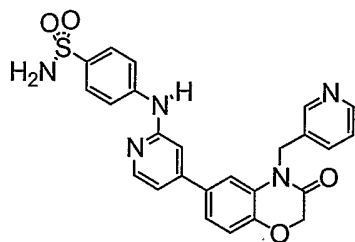
**IVb-48**



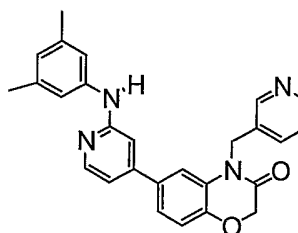
IVb-49



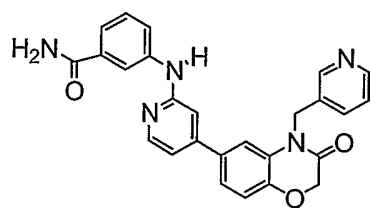
IVb-50



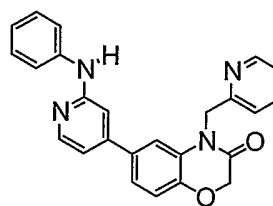
IVb-51



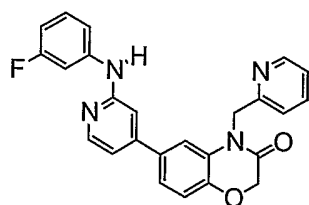
IVb-52



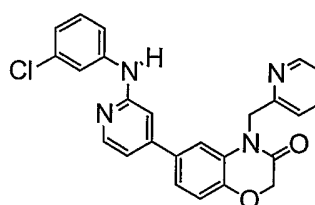
IVb-53



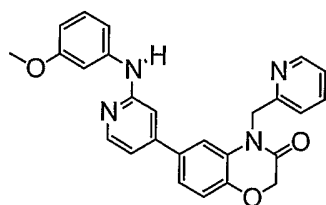
IVb-54



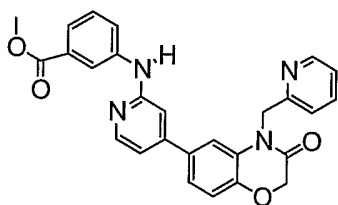
IVb-55



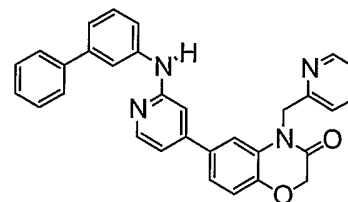
IVb-56



IVb-57

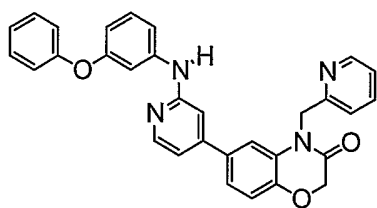


IVb-58

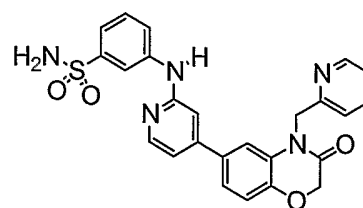


IVb-59

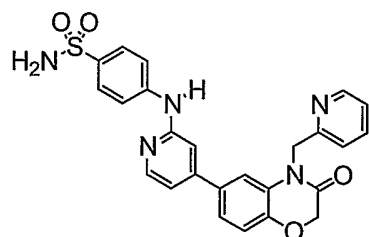




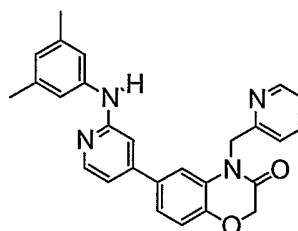
**IVb-60**



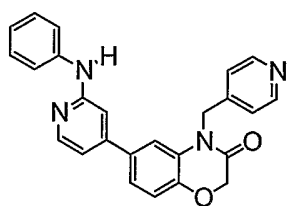
**IVb-61**



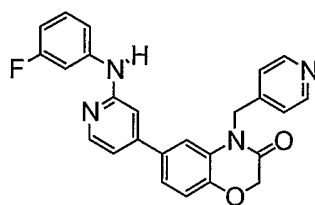
**IVb-62**



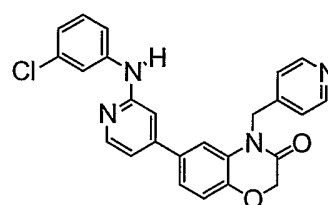
**IVb-63**



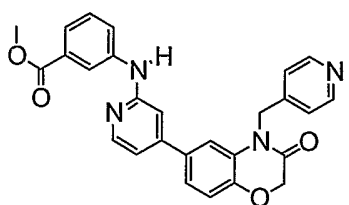
**IVb-64**



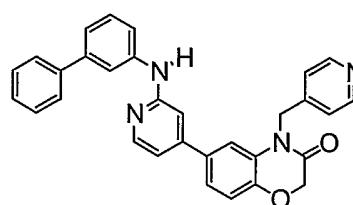
**IVb-65**



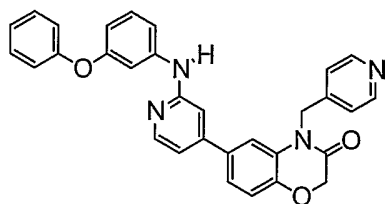
**IVb-66**



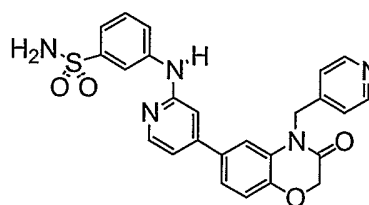
**IVb-67**



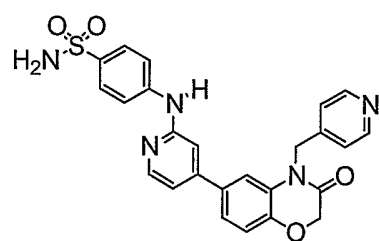
**IVb-68**



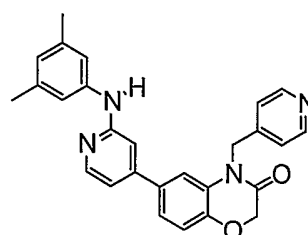
**IVb-69**



**IVb-70**



IVb-71



IVb-72.

or

24. A pharmaceutical composition comprising a compound according to claim 1, and a pharmaceutically acceptable carrier, adjuvant, or vehicle.

25. The composition of claim 24, further comprising an additional therapeutic agent selected from a chemotherapeutic or anti-proliferative agent, a treatment for Alzheimer's Disease, a treatment for Parkinson's Disease, an agent for treating Multiple Sclerosis (MS), a treatment for asthma, an agent for treating schizophrenia, an anti-inflammatory agent, an immunomodulatory or immunosuppressive agent, a neurotrophic factor, an agent for treating cardiovascular disease, an agent for treating destructive bone disorders, an agent for treating liver disease, an agent for treating a blood disorder, or an agent for treating an immunodeficiency disorder.

26. A method of inhibiting JAK-3 kinase activity in:

- (a) a patient; or
- (b) a biological sample;

which method comprises administering to said patient, or contacting said biological sample with a compound of claim 1 or a composition of claim 24.

27. A method of treating or lessening the severity of a disease or disorder selected from an immune response, an autoimmune disease, a neurodegenerative, or a solid or hematologic malignancy comprising administering to a subject in need thereof a compound of claim 1 or a composition of claim 24.

28. The method of claim 27, wherein the disease or disorder is selected from an allergic or type I hypersensitivity reaction, asthma, transplant rejection, graft versus host disease,

rheumatoid arthritis, amyotrophic lateral sclerosis, multiple sclerosis, Familial amyotrophic lateral sclerosis (FALS), leukemia, or lymphoma.

29. The method of claim 28, comprising the further step of administering to said patient an additional therapeutic agent selected from a chemotherapeutic or anti-proliferative agent, a treatment for Alzheimer's Disease, a treatment for Parkinson's Disease, an agent for treating Multiple Sclerosis (MS), a treatment for asthma, an agent for treating schizophrenia, an anti-inflammatory agent, an immunomodulatory or immunosuppressive agent, a neurotrophic factor, an agent for treating cardiovascular disease, an agent for treating destructive bone disorders, an agent for treating liver disease, an agent for treating a blood disorder, or an agent for treating an immunodeficiency disorder, wherein:

said additional therapeutic agent is appropriate for the disease being treated; and

said additional therapeutic agent is administered together with said composition as a single dosage form or separately from said composition as part of a multiple dosage form.

# INTERNATIONAL SEARCH REPORT

International Application No

PCT/US 03/35163

**A. CLASSIFICATION OF SUBJECT MATTER**

IPC 7 C07D413/04 C07D413/14 C07D403/04 A61K31/538 A61P9/00  
 A61P25/00 A61P37/00

According to International Patent Classification (IPC) or to both national classification and IPC

**B. FIELDS SEARCHED**

Minimum documentation searched (classification system followed by classification symbols)

IPC 7 C07D A61K A61P

Documentation searched other than minimum documentation to the extent that such documents are included in the fields searched

Electronic data base consulted during the international search (name of data base and, where practical, search terms used)

EPO-Internal, WPI Data, PAJ, CHEM ABS Data

**C. DOCUMENTS CONSIDERED TO BE RELEVANT**

Category °	Citation of document, with indication, where appropriate, of the relevant passages	Relevant to claim No.
A	WO 02 083668 A (HARRINGTON EDMUND ; VERTEX PHARMA (US)) 24 October 2002 (2002-10-24) claims ---	1-29
A	WO 97 19065 A (CELLTECH THERAPEUTICS LTD ; DAVIS PETER DAVID (GB); MOFFAT DAVID FE) 29 May 1997 (1997-05-29) claims ---	1-29
P,A	WO 02 102800 A (CHOQUETTE DEB ; DAVIES ROBERT (US); LEDEBOER MARK (US); PIERCE ALBE) 27 December 2002 (2002-12-27) claims -----	1-29

Further documents are listed in the continuation of box C.

Patent family members are listed in annex.

° Special categories of cited documents :

<p>*A* document defining the general state of the art which is not considered to be of particular relevance</p> <p>*E* earlier document but published on or after the international filing date</p> <p>*L* document which may throw doubts on priority claim(s) or which is cited to establish the publication date of another citation or other special reason (as specified)</p> <p>*O* document referring to an oral disclosure, use, exhibition or other means</p> <p>*P* document published prior to the international filing date but later than the priority date claimed</p>	<p>*T* later document published after the international filing date or priority date and not in conflict with the application but cited to understand the principle or theory underlying the invention</p> <p>*X* document of particular relevance; the claimed invention cannot be considered novel or cannot be considered to involve an inventive step when the document is taken alone</p> <p>*Y* document of particular relevance; the claimed invention cannot be considered to involve an inventive step when the document is combined with one or more other such documents, such combination being obvious to a person skilled in the art.</p> <p>*&amp;* document member of the same patent family</p>
--------------------------------------------------------------------------------------------------------------------------------------------------------------------------------------------------------------------------------------------------------------------------------------------------------------------------------------------------------------------------------------------------------------------------------------------------------------------------------------------------------------------------------------------------------------------------------------	------------------------------------------------------------------------------------------------------------------------------------------------------------------------------------------------------------------------------------------------------------------------------------------------------------------------------------------------------------------------------------------------------------------------------------------------------------------------------------------------------------------------------------------------------------------------------------------------------------------------------------------------------------------------------------------------------------------

Date of the actual completion of the international search	Date of mailing of the international search report
9 March 2004	25/03/2004

Name and mailing address of the ISA European Patent Office, P.B. 5818 Patentlaan 2 NL - 2280 HV Rijswijk Tel. (+31-70) 340-2040, Tx. 31 651 epo nl, Fax: (+31-70) 340-3016	Authorized officer  Chouly, J
----------------------------------------------------------------------------------------------------------------------------------------------------------------------------------------	-------------------------------------

# INTERNATIONAL SEARCH REPORT

International application No.  
PCT/US 03/35163

## Box I Observations where certain claims were found unsearchable (Continuation of item 1 of first sheet)

This International Search Report has not been established in respect of certain claims under Article 17(2)(a) for the following reasons:

1.  Claims Nos.:  
because they relate to subject matter not required to be searched by this Authority, namely:  
see FURTHER INFORMATION sheet PCT/ISA/210
2.  Claims Nos.:  
because they relate to parts of the International Application that do not comply with the prescribed requirements to such an extent that no meaningful International Search can be carried out, specifically:
3.  Claims Nos.:  
because they are dependent claims and are not drafted in accordance with the second and third sentences of Rule 6.4(a).

## Box II Observations where unity of invention is lacking (Continuation of item 2 of first sheet)

This International Searching Authority found multiple inventions in this international application, as follows:

1.  As all required additional search fees were timely paid by the applicant, this International Search Report covers all searchable claims.
2.  As all searchable claims could be searched without effort justifying an additional fee, this Authority did not invite payment of any additional fee.
3.  As only some of the required additional search fees were timely paid by the applicant, this International Search Report covers only those claims for which fees were paid, specifically claims Nos.:
4.  No required additional search fees were timely paid by the applicant. Consequently, this International Search Report is restricted to the invention first mentioned in the claims; it is covered by claims Nos.:

### Remark on Protest

- The additional search fees were accompanied by the applicant's protest.
- No protest accompanied the payment of additional search fees.

FURTHER INFORMATION CONTINUED FROM PCT/ISA/ 210

Continuation of Box I.1

Although claims 26-29 are directed to a method of treatment of the human/animal body, the search has been carried out and based on the alleged effects of the compound/composition.

Although claims 26-29 are directed to a method of treatment of the human/animal body, the search has been carried out and based on the alleged effects of the compound/composition.

# INTERNATIONAL SEARCH REPORT

Information on patent family members

International Application No  
PCT/US 03/35163

Patent document cited in search report	A	Publication date	Patent family member(s)	Publication date
WO 02083668	A	24-10-2002	CA 2443234 A1	24-10-2002
			EP 1377572 A1	07-01-2004
			WO 02083668 A1	24-10-2002
WO 9719065	A	29-05-1997	AU 7631496 A	11-06-1997
			DE 69627179 D1	08-05-2003
			DE 69627179 T2	29-01-2004
			EP 0862560 A1	09-09-1998
			ES 2195020 T3	01-12-2003
			WO 9719065 A1	29-05-1997
			US 6235746 B1	22-05-2001
			US 5958935 A	28-09-1999
WO 02102800	A	27-12-2002	WO 02102800 A1	27-12-2002
			US 2004009996 A1	15-01-2004