



US00D699428S

(12) **United States Design Patent**
Nakano

(10) **Patent No.:** **US D699,428 S**

(45) **Date of Patent:** **** Feb. 18, 2014**

(54) **FOOTWEAR UPPER**

(71) Applicant: **Wolverine World Wide, Inc.**, Rockford, MI (US)

(72) Inventor: **Kiyotaka Nakano**, Rockford, MI (US)

(73) Assignee: **Wolverine World Wide, Inc.**, Rockford, MI (US)

(**) Term: **14 Years**

(21) Appl. No.: **29/454,668**

(22) Filed: **May 13, 2013**

(51) **LOC (10) Cl.** **02-04**

(52) **U.S. Cl.**

USPC **D2/970; D2/972**

(58) **Field of Classification Search**

USPC D2/896, 902, 906-908, 943, 944, 946,
D2/969, 970, 972-974; 36/45, 50.1, 83,
36/113, 114, 125-134

See application file for complete search history.

(56) **References Cited**

U.S. PATENT DOCUMENTS

D260,196 S *	8/1981	Plagenhoef	D2/947
4,641,438 A *	2/1987	Laird et al.	36/59 C
4,837,960 A *	6/1989	Skaja	40/636
5,379,533 A *	1/1995	Swartz	36/136
D427,421 S *	7/2000	Hernandez	D2/946
D428,687 S *	8/2000	Hernandez	D2/946
D475,623 S *	6/2003	Cooper	D9/434
D572,462 S *	7/2008	Hatfield et al.	D2/977
D575,488 S *	8/2008	Covatch	D2/964
D645,656 S *	9/2011	Nakamura	D2/976
D671,300 S *	11/2012	Garcia Mira	D2/923

OTHER PUBLICATIONS

1997 Bates High Performance Uniform Footwear, pp. 12-17, 25-27, 29, 32-34 & 39.

1998 Bates High Performance Uniform Footwear, pp. 11-14, 21-23, 26-28, 33 & 35.

2002 Bates Uniform Footwear Product Guide.

2007 Bates Footwear Guide, pp. 2-15.

2008 Bates Product Guide, pp. 6-17 & 23-27.

2011 Bates Product Guide, cover, pp. 19 & 25-30.

2013 Bates Product Guide, cover, pp. 6, 7, 10-25 & 31-33.

* cited by examiner

Primary Examiner — Robert M Spear

Assistant Examiner — Rashida C McCoy

(74) *Attorney, Agent, or Firm* — Warner Norcross & Judd LLP

(57) **CLAIM**

The ornamental design for footwear upper, as shown and described.

DESCRIPTION

FIG. 1 is a perspective view of the footwear upper embodying the new design;

FIG. 2 is a top plan view thereof;

FIG. 3 is a right side elevational view thereof;

FIG. 4 is a left side elevational view thereof;

FIG. 5 is a front elevational view thereof; and,

FIG. 6 is a rear elevational view thereof.

FIGS. 1-6 show features of an article of footwear in phantom lines. These features are shown for environmental purposes and do not form any part of the claimed design. Further, the phantom lines immediately adjacent the solid-line portions of the design form the boundary of the design, with the phantom lines forming no part of the claimed design.

1 Claim, 5 Drawing Sheets





Fig. 1

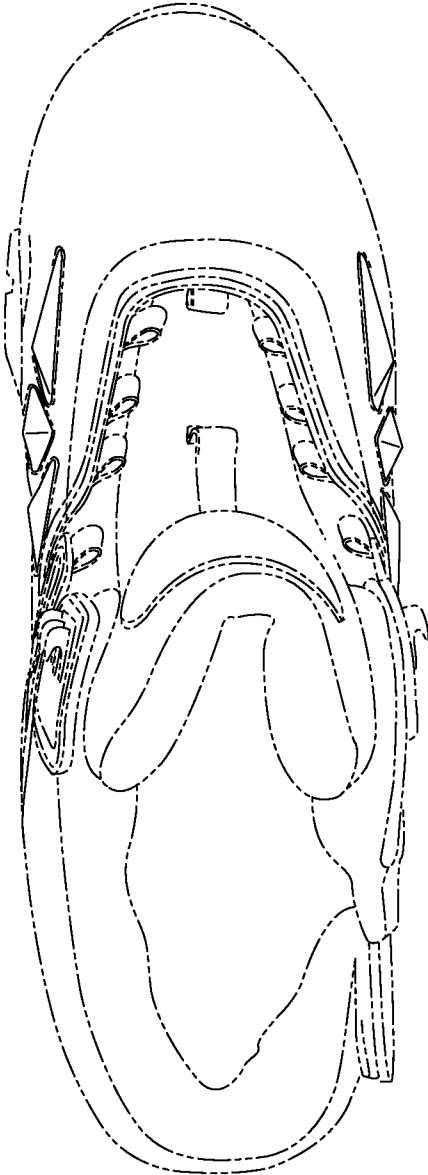


Fig. 2



Fig. 3



Fig. 4

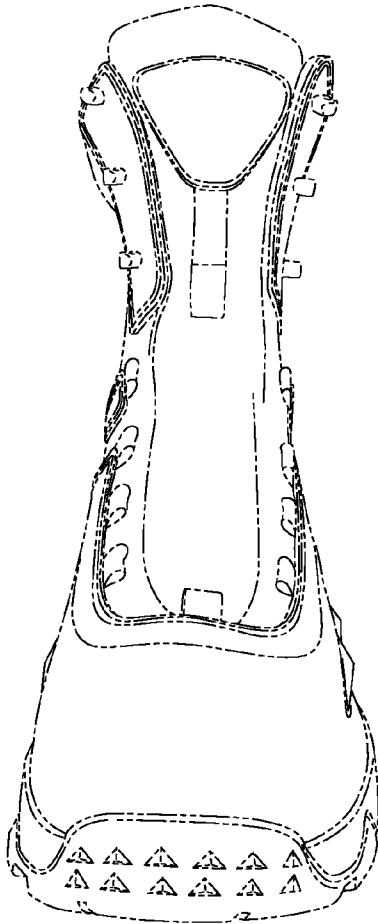


Fig. 5

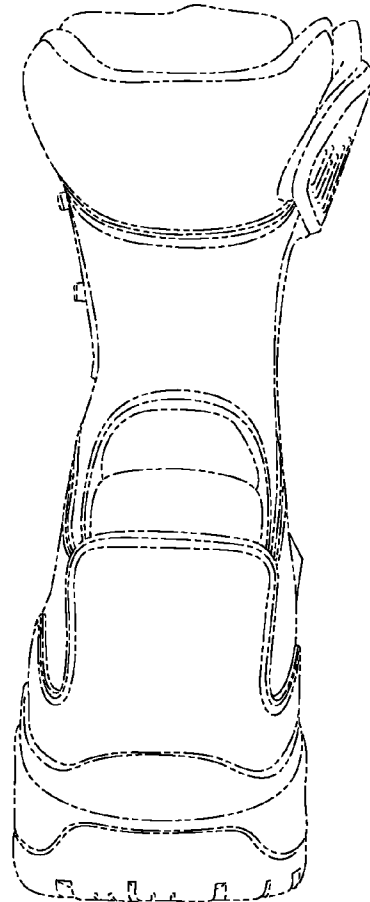


Fig. 6