



US00D819948S

(12) **United States Design Patent**
Sisson et al.

(10) **Patent No.:** **US D819,948 S**

(45) **Date of Patent:** **** Jun. 12, 2018**

- (54) **SHOE SOLES FOR FLYING DISC SPORTS**
- (71) Applicant: **UNIVERSE POINT, LLC**, Mendham, NJ (US)
- (72) Inventors: **Edward F. Sisson**, Mendham, NJ (US); **Berangere Barateig**, Mendham, NJ (US); **John B. Sisson**, Pelham, NY (US); **John Wimalanayagam**, Mahopac, NY (US); **Marco Delli**, Hollywood, CA (US)
- (73) Assignee: **UNIVERSE POINT, LLC**, Mendham, NJ (US)
- (**) Term: **15 Years**
- (21) Appl. No.: **29/598,588**
- (22) Filed: **Mar. 27, 2017**
- (51) **LOC (11) Cl.** **02-04**
- (52) **U.S. Cl.**
USPC **D2/962**; D2/958; D2/959
- (58) **Field of Classification Search**
USPC D2/896, 906, 908, 946, 947, 951, 954, D2/955, 958, 959, 962
CPC A43B 1/00; A43B 1/10; A43B 3/00; A43C 15/00; A43C 15/005; A43C 15/02; A43C 15/04; A43C 15/09; A43C 15/14; A43C 15/16; A43C 15/161; A43C 15/162; A43C 15/164; A43C 15/165; A43C 15/167; A43C 15/168; A43C 13/00; A43C 13/04
See application file for complete search history.
- (56) **References Cited**
U.S. PATENT DOCUMENTS

D295,231 S *	4/1988	Heyes	D2/954
D295,462 S *	5/1988	Brown	D2/955
D305,383 S *	1/1990	Arai	D2/956
D351,495 S *	10/1994	Nagai	D2/959
D378,319 S *	3/1997	Miyauchi	D2/960
D384,496 S *	10/1997	Erickson	D2/962
D387,892 S *	12/1997	Briant	D2/962
D389,298 S *	1/1998	Briant	D2/962
D396,139 S *	7/1998	Dietrich	D2/962
D403,147 S *	12/1998	Erickson	D2/954
D404,191 S *	1/1999	Harada	D2/954
D406,938 S *	3/1999	Lin	D2/951
D415,608 S *	10/1999	Gelsomini	D2/951
D427,754 S *	7/2000	Portaud	D2/954
D444,293 S *	7/2001	Turner	D2/953
D487,333 S *	3/2004	Laska	D2/951
D634,527 S *	3/2011	Butler	D2/951
D667,205 S *	9/2012	Campbell	D2/947
D717,035 S *	11/2014	Minami	D2/951

(Continued)

Primary Examiner — Elizabeth J Oswecki
(74) *Attorney, Agent, or Firm* — Squire Patton Boggs (US) LLP

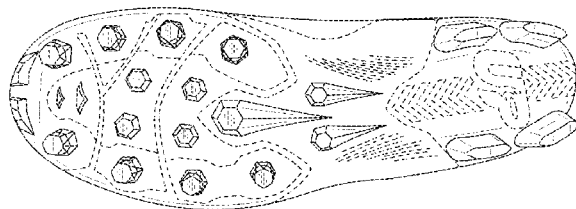
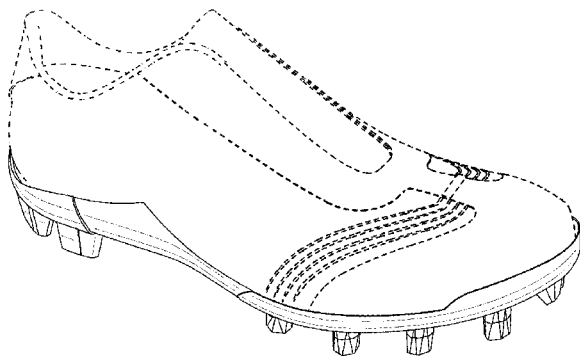
(57) **CLAIM**

The ornamental design for a shoe sole for flying disc sports, as shown and described.

DESCRIPTION

FIG. 1 is a right side, perspective view of a shoe sole for flying disc sports,
FIG. 2 is a left side, perspective view thereof,
FIG. 3 is a right side view thereof,
FIG. 4 is a left side view thereof,
FIG. 5 is a front view thereof,
FIG. 6 is a back view thereof; and,
FIG. 7 is a bottom view thereof.
The broken lines shown in the drawings represent portions of the shoe sole for flying disc sports that form no part of the claimed design.

1 Claim, 7 Drawing Sheets



(56)

References Cited

U.S. PATENT DOCUMENTS

2011/0078927 A1* 4/2011 Baker A43B 13/26
36/134

* cited by examiner

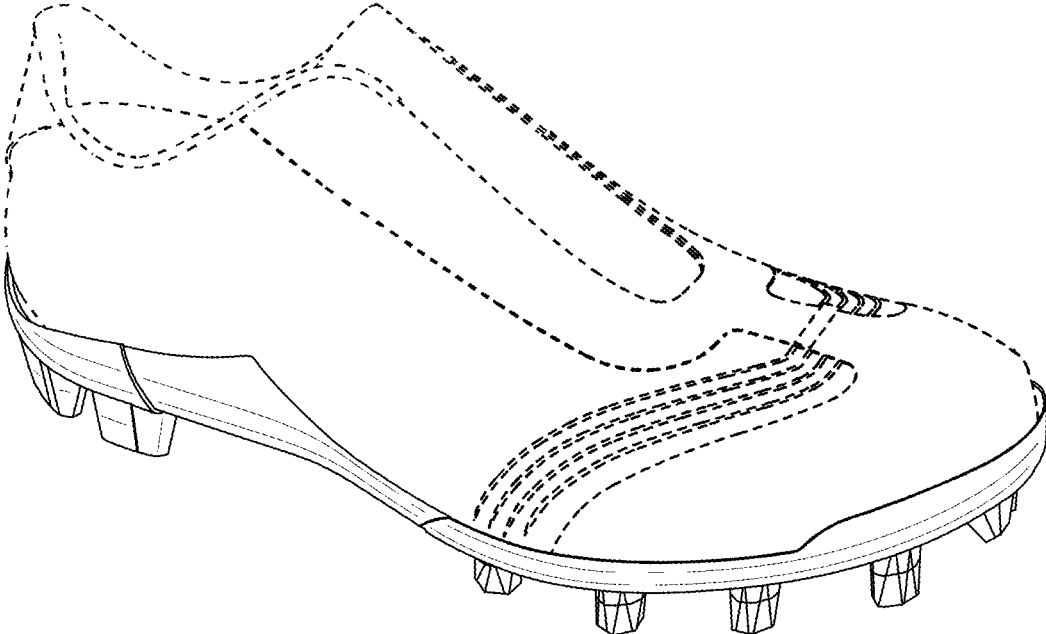


FIG. 1

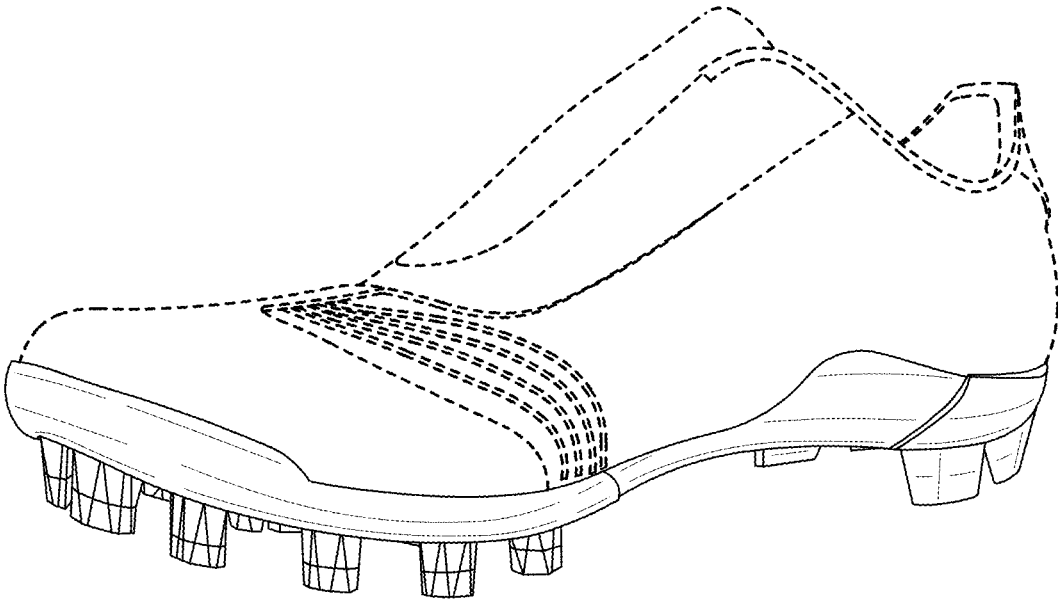


FIG. 2

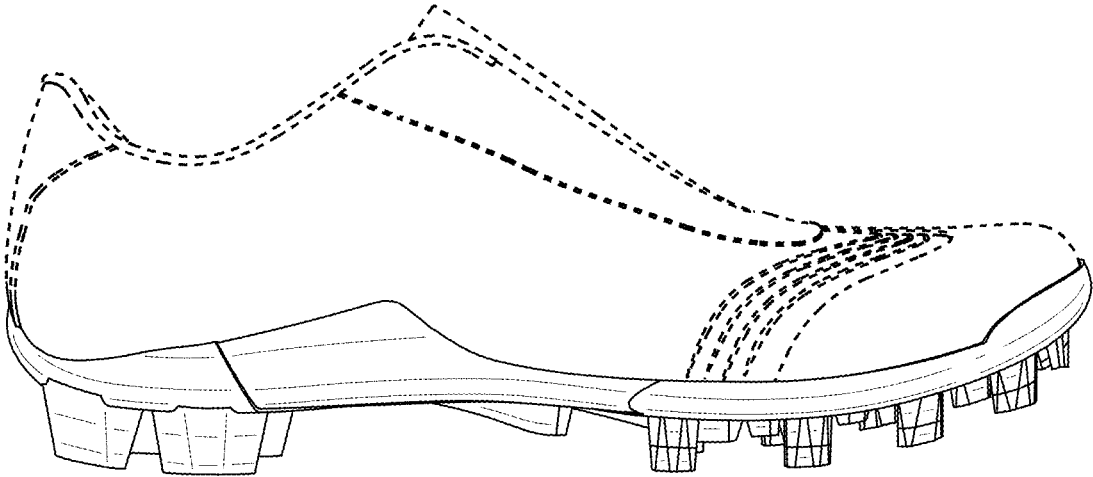


FIG. 3

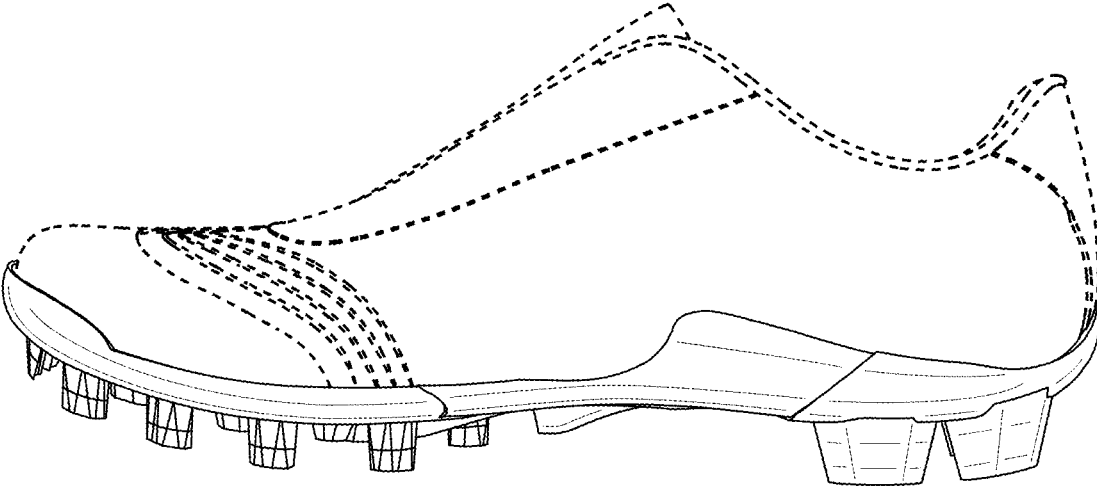


FIG. 4

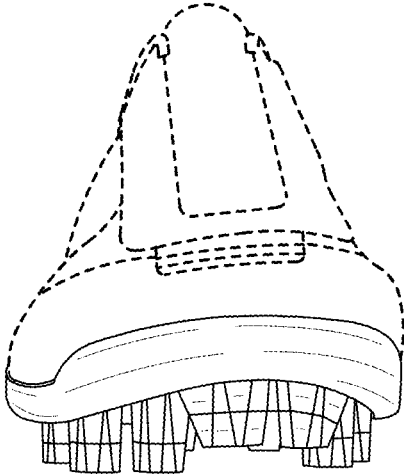


FIG. 5

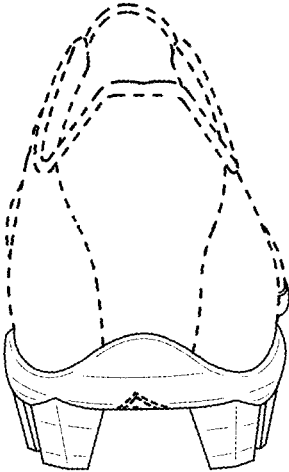


FIG. 6

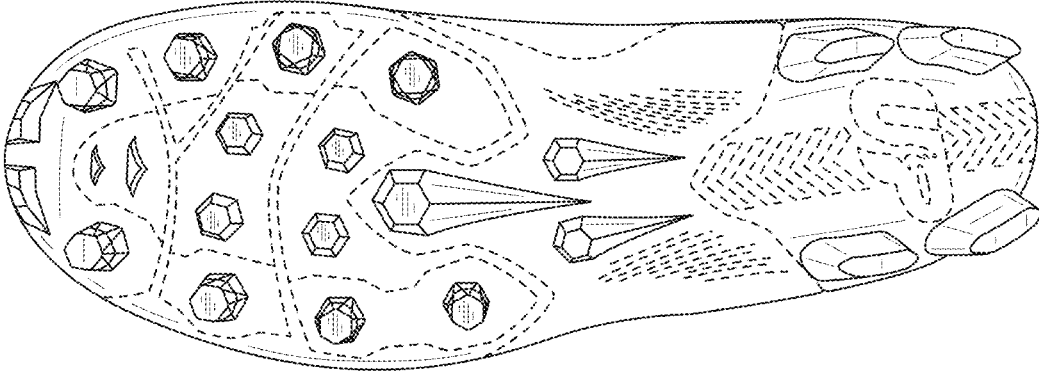


FIG. 7