



US00D589051S

(12) **United States Design Patent**
Armendariz et al.

(10) **Patent No.:** **US D589,051 S**

(45) **Date of Patent:** **** Mar. 24, 2009**

(54) **USER INTERFACE FOR A PORTION OF A DISPLAY SCREEN**

(75) Inventors: **Nerea Armendariz**, Seattle, WA (US);
Jennifer L. Sadler, Seattle, WA (US)

(73) Assignee: **Microsoft Corporation**, Redmond, WA (US)

(**) Term: **14 Years**

(21) Appl. No.: **29/246,997**

(22) Filed: **May 23, 2006**

Related U.S. Application Data

(63) Continuation of application No. 29/246,933, filed on May 22, 2006.

(51) **LOC (9) Cl.** **14-04**

(52) **U.S. Cl.** **D14/487**

(58) **Field of Classification Search** D14/485-95;
D18/24-33; D19/6; D20/11; D21/324-33;
715/700-867, 973-77

See application file for complete search history.

(56) **References Cited**

U.S. PATENT DOCUMENTS

- D418,826 S * 1/2000 Pavely et al. D14/486
- D467,252 S * 12/2002 Lee D14/486
- D470,857 S * 2/2003 Anderson et al. D14/485

- D507,577 S * 7/2005 Totten et al. D14/486
- D513,009 S * 12/2005 Hone D14/486
- D519,518 S * 4/2006 Gibson D14/486
- D528,556 S * 9/2006 Decombe D14/486
- D540,341 S * 4/2007 Cummins et al. D14/487
- D550,231 S * 9/2007 Vafiadis et al. D14/487
- D552,620 S * 10/2007 Sato et al. D14/486
- D557,268 S * 12/2007 Fletcher D14/485
- D558,212 S * 12/2007 Dongen et al. D14/485

* cited by examiner

Primary Examiner—Melanie H Tung

(74) *Attorney, Agent, or Firm*—Banner & Witcoff, Ltd.

(57) **CLAIM**

The ornamental design for a user interface for a portion of a display screen, as shown and described.

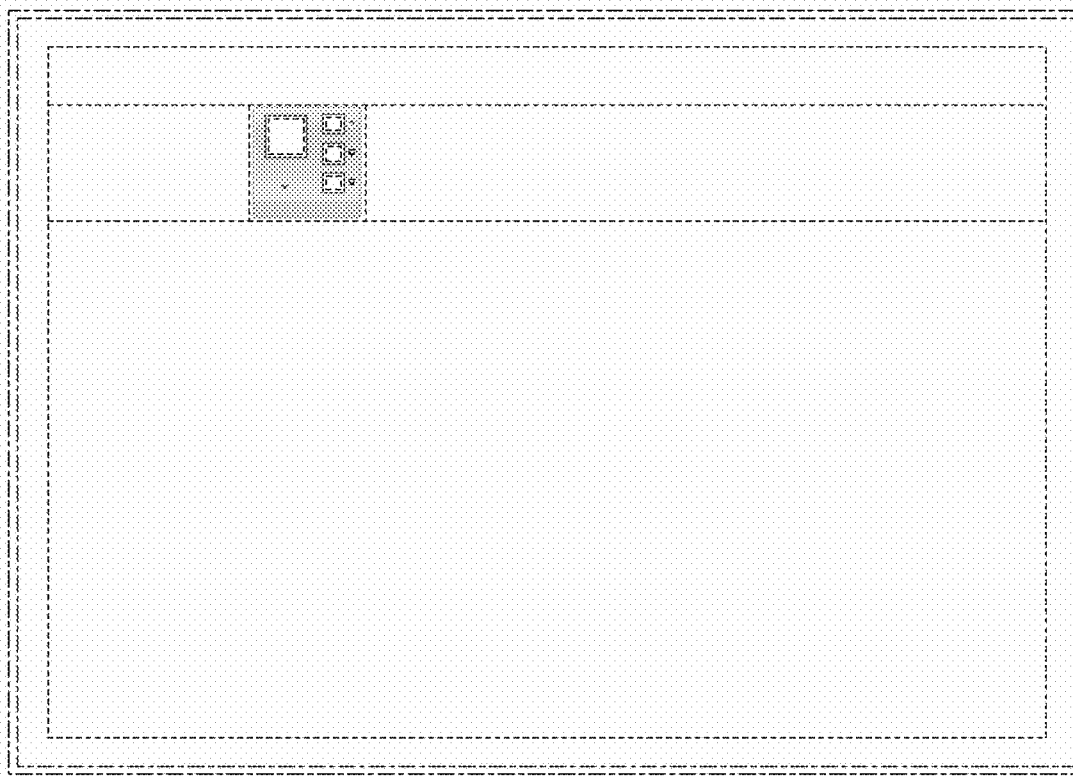
DESCRIPTION

FIG. 1 is a front view of a user interface for a portion of a display screen showing our new design; and,

FIG. 2 is an enlarged front view thereof, the user interface is shown separately for clarity of illustration.

In both figure views, the broken line showing of various regions and the unshaded areas within the claimed design form no part of the claimed design. The broken line showing of a portion of a display screen in FIG. 1 is for illustrative purposes only and forms no part of the claimed design.

1 Claim, 2 Drawing Sheets






FIG. 1

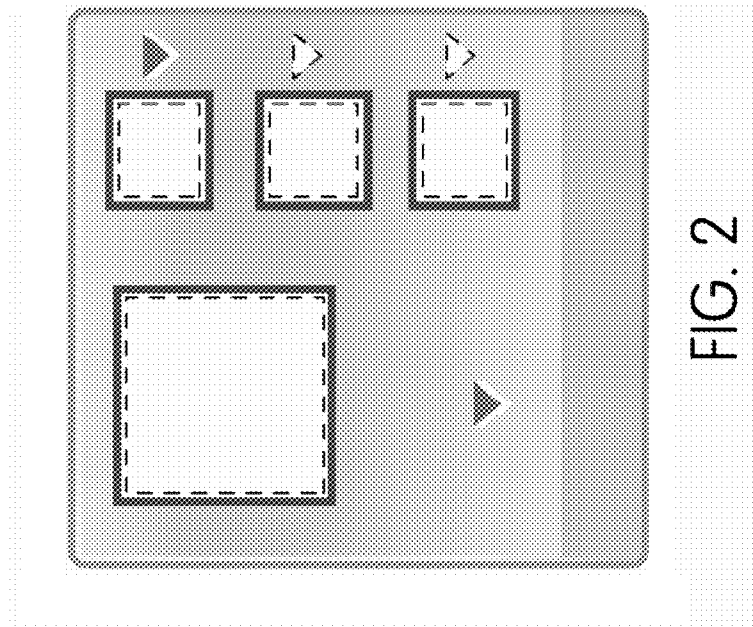


FIG. 2