



(12) **United States Design Patent**
Lee

(10) **Patent No.:** **US D809,640 S**
(45) **Date of Patent:** **** Feb. 6, 2018**

(54) **AIR CONDITIONER**

FOREIGN PATENT DOCUMENTS

(71) Applicant: **SAMSUNG ELECTRONICS CO., LTD.**, Suwon-si (KR)

CN 2014304039393 4/2015

(72) Inventor: **Dae-Kyun Lee**, Suwon-si (KR)

OTHER PUBLICATIONS

(73) Assignee: **Samsung Electronics Co., Ltd.**, Suwon-si (KR)

Medical Expo. "Cassette air conditioner 2 Way Toshiba Air Conditioning." [2016] www.medicaexpo.com Jul. 7, 2016 <http://www.medicaexpo.com/prod/toshiba-air-conditioning/product-80018-502234.html>.

(**) Term: **15 Years**

Primary Examiner — George D. Kirschbaum

(21) Appl. No.: **29/570,341**

Assistant Examiner — Natasha Vujcic

(22) Filed: **Jul. 7, 2016**

(74) *Attorney, Agent, or Firm* — NSIP Law

(30) **Foreign Application Priority Data**

(57) **CLAIM**

Jan. 8, 2016 (KR) 30-2016-0000936

I claim the ornamental design for an air conditioner, as shown and described.

(51) **LOC (11) CL.** **23-04**

(52) **U.S. Cl.**
USPC **D23/354**

(58) **Field of Classification Search**
USPC D23/333, 335, 341, 342, 351, 353, 354, D23/355, 356, 359, 364, 365, 370, 385, D23/386, 388, 393
CPC F24F 1/00; F24F 1/0007; F24F 1/02; F24F 1/08; F24F 1/42; F24F 1/56; F24F 1/60; F24F 3/044; F24F 3/048; F24F 3/16; F24F 7/00; F24F 7/04; F24F 12/001; F24F 12/006
See application file for complete search history.

DESCRIPTION

FIG. 1 is a front perspective view of an air conditioner showing my new design;
FIG. 2 is a front view thereof;
FIG. 3 is a rear view thereof;
FIG. 4 is a left-side view thereof;
FIG. 5 is a right-side view thereof;
FIG. 6 is a top view thereof;
FIG. 7 is a bottom view thereof;
FIG. 8 is an enlarged view of the encircled portion in FIG. 1;
FIG. 9 is an enlarged view of the encircled portion in FIG. 7; and,
FIG. 10 is a bottom perspective view thereof.
The dash-dash broken lines in the figures depict environmental subject matter and form no part of the claimed design.
The dot-dash broken lines in the figures represent an unclaimed boundary line and form no part of the claimed design.

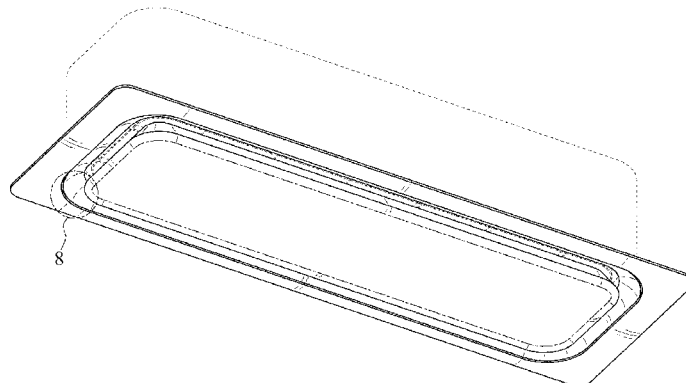
(56) **References Cited**

U.S. PATENT DOCUMENTS

D259,736 S * 6/1981 Peirce D23/393
D536,078 S * 1/2007 Leon D23/323
D538,422 S * 3/2007 Hooijmaaijers D23/387
D580,542 S * 11/2008 Miyake D23/385
D646,417 S * 10/2011 Wauters D26/63
D658,603 S * 5/2012 Egawa D13/180

(Continued)

(Continued)



The dot-dot-dash broken lines encircling portions of the claimed design that are illustrated in enlargements form no part of the claimed design.

1 Claim, 7 Drawing Sheets

(56)

References Cited

U.S. PATENT DOCUMENTS

D679,046	S *	3/2013	Hoshino	D26/120
D689,451	S *	9/2013	Shimonishi	D13/180
D699,826	S *	2/2014	Saitou	D23/351
D720,443	S *	12/2014	Kosuge	D23/351
D767,750	S *	9/2016	Nakai	D23/388
D767,751	S *	9/2016	Nakai	D23/388
D768,274	S *	10/2016	Niki	D23/351
D788,895	S *	6/2017	Shin	D23/351
2006/0119050	A1 *	6/2006	Tripathy	F16J 15/0825 277/592

* cited by examiner

FIG. 1

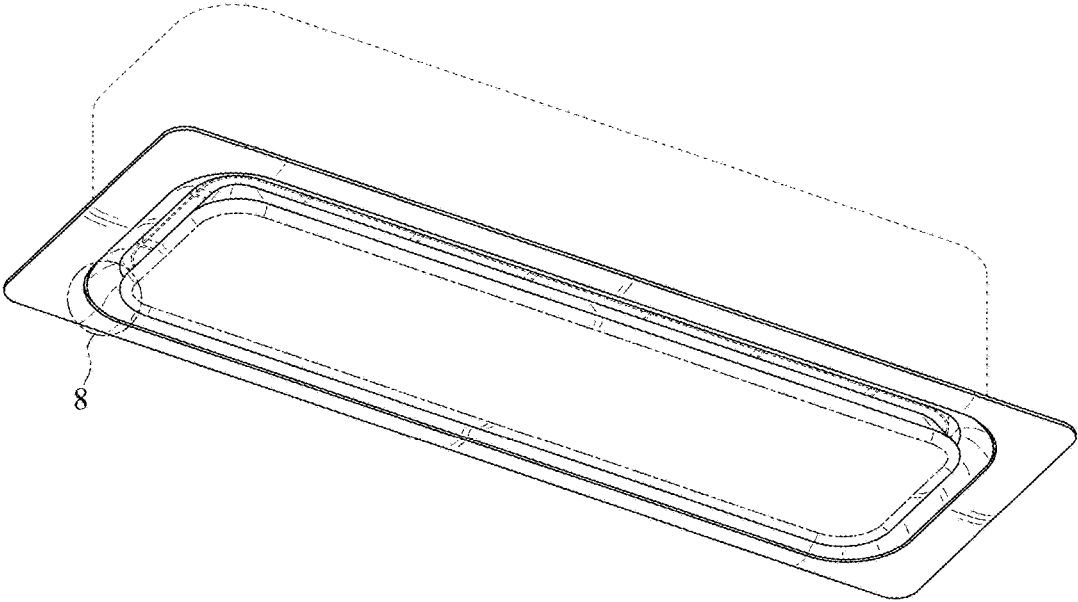


FIG. 2




FIG. 3

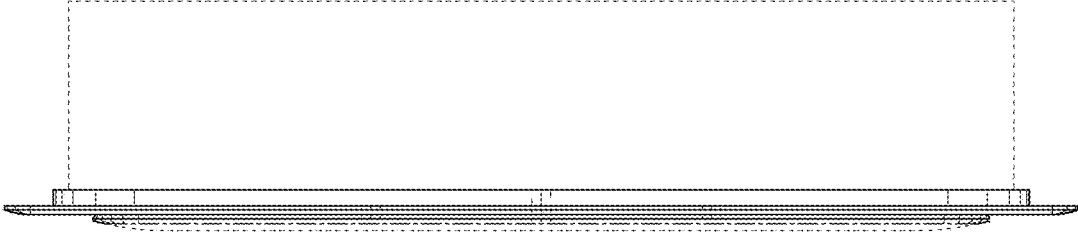


FIG. 4

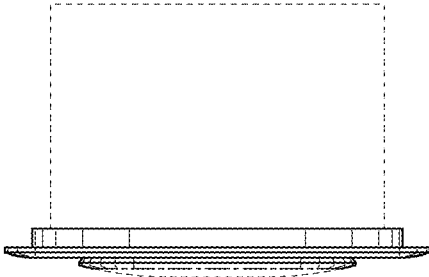


FIG. 5

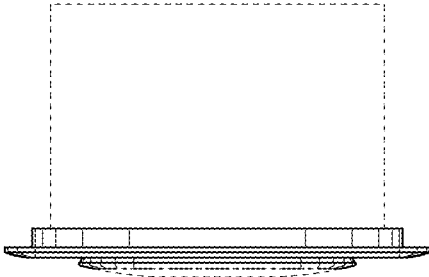


FIG. 6

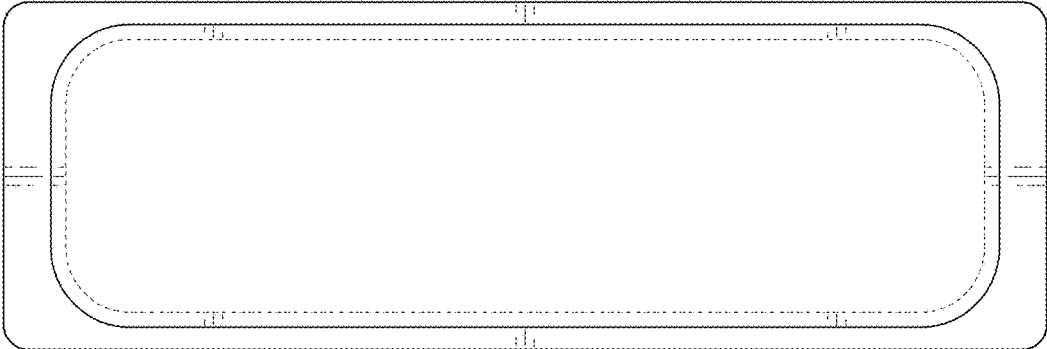


FIG. 7

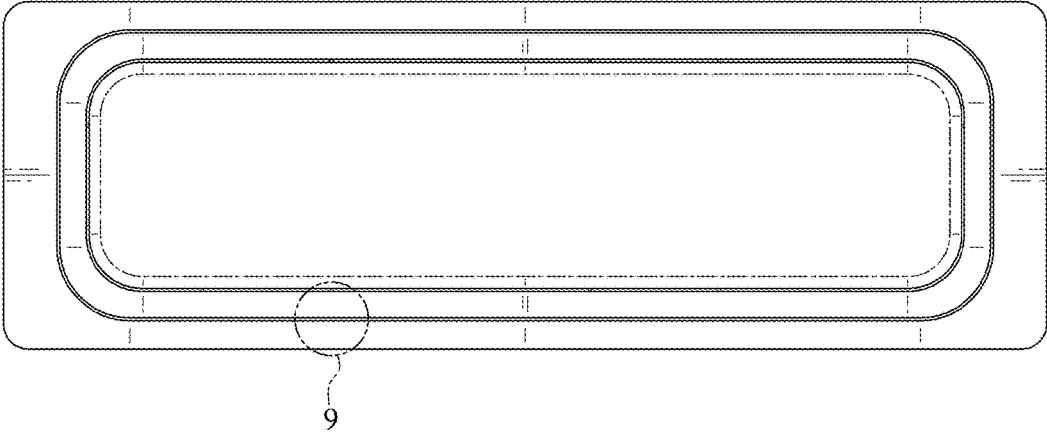


FIG. 8

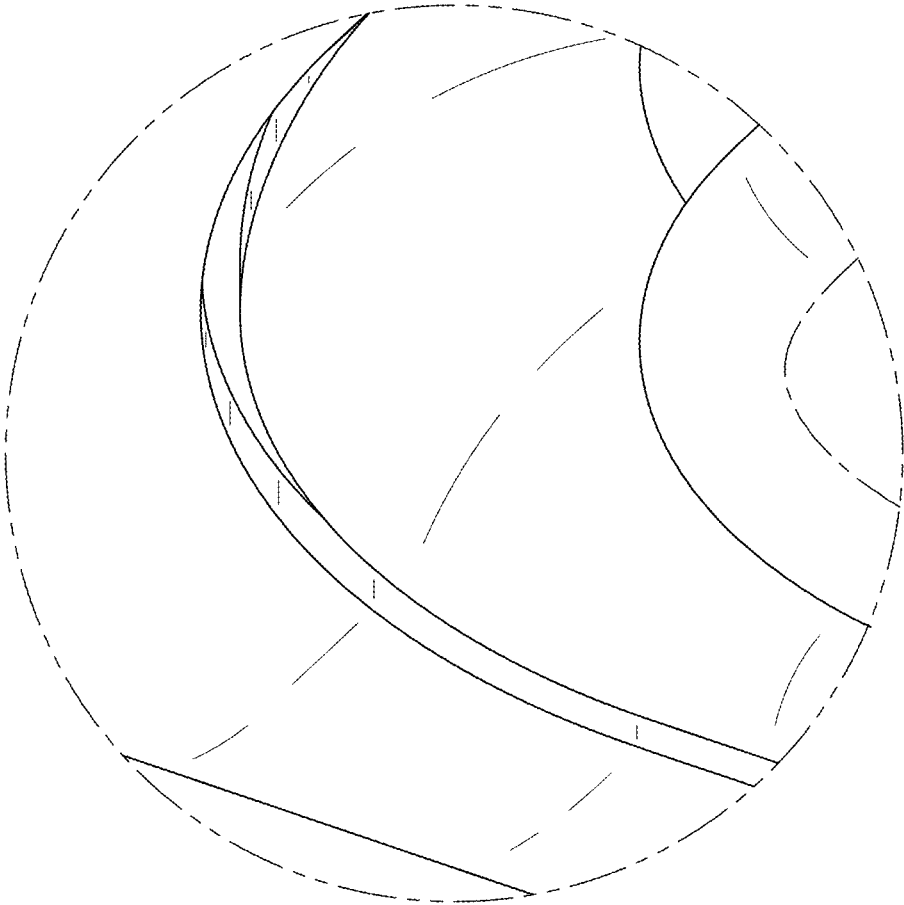


FIG. 9

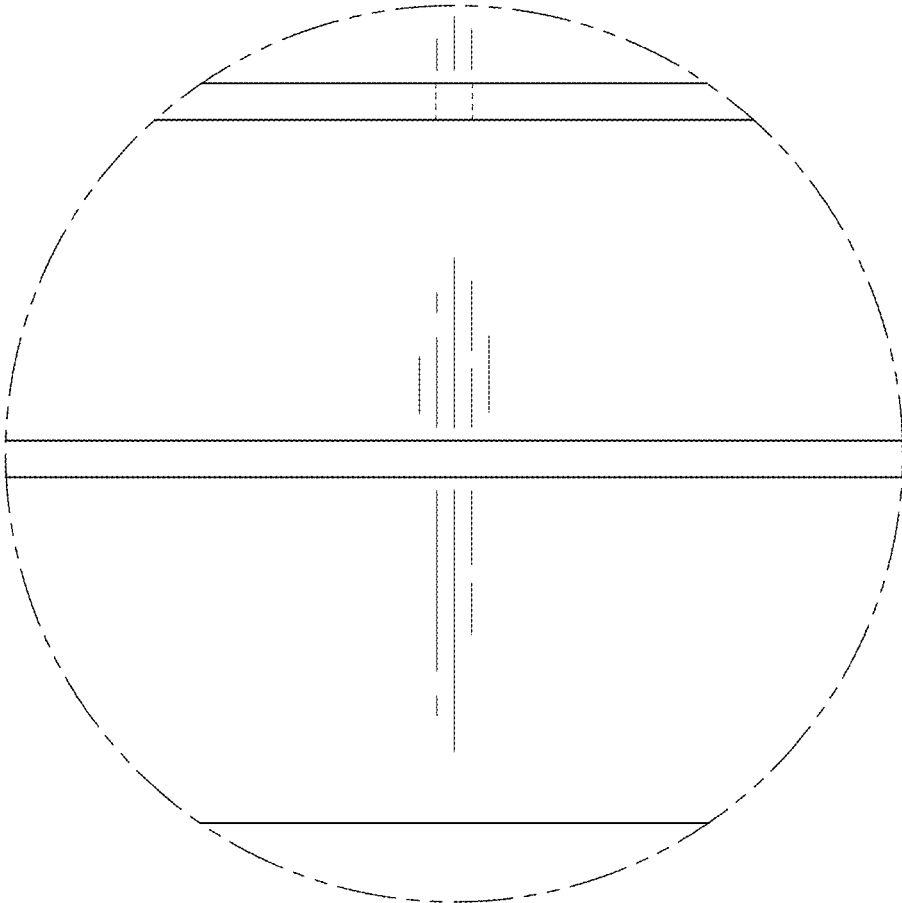


FIG. 10

