



US00D922321S

(12) **United States Design Patent**
Wu

(10) **Patent No.:** **US D922,321 S**

(45) **Date of Patent:** **** Jun. 15, 2021**

(54) **POWER PLUG**

(71) Applicant: **Shihong Wu**, Liuzhou (CN)

(72) Inventor: **Shihong Wu**, Liuzhou (CN)

(73) Assignee: **DONGGUAN KINGTRON ELECTRONICS TECHNOLOGY CO., LTD**, Dongguan (CN)

(**) Term: **15 Years**

(21) Appl. No.: **29/746,782**

(22) Filed: **Aug. 17, 2020**

(51) **LOC (13) Cl.** **13-02**

(52) **U.S. Cl.**
USPC **D13/110**

(58) **Field of Classification Search**
USPC D13/110, 103, 107, 108, 118, 119, 138.1, D13/138.2, 139.1, 139.2, 184, 199; D14/253, 432, 433, 434
CPC ... H02J 7/02; H02J 7/022; H02J 7/042; H01R 25/00; H01R 25/003; H01R 13/44; H01R 27/00; H01R 13/6675; H01R 31/065; Y02E 60/12; H01F 27/027
See application file for complete search history.

(56) **References Cited**

U.S. PATENT DOCUMENTS

4,939,623 A * 7/1990 Equi H01F 27/027
336/107
5,130,891 A * 7/1992 Christie B60R 11/02
330/65

D350,113 S 8/1994 Nagele
D383,115 S * 9/1997 Nagele D13/110
6,042,400 A * 3/2000 Queffelec H01R 13/44
439/131
6,227,888 B1 * 5/2001 Hahn H01R 27/00
439/172
D556,685 S * 12/2007 Cai D13/110
D638,355 S * 5/2011 Chen D13/110
D652,381 S * 1/2012 Tien D13/110
D660,229 S * 5/2012 Tseng D13/110
D669,029 S * 10/2012 Huang D13/110
D731,966 S * 6/2015 Rabalais D13/107

* cited by examiner

Primary Examiner — Derrick E Holland

(74) *Attorney, Agent, or Firm* — Justin Lampel

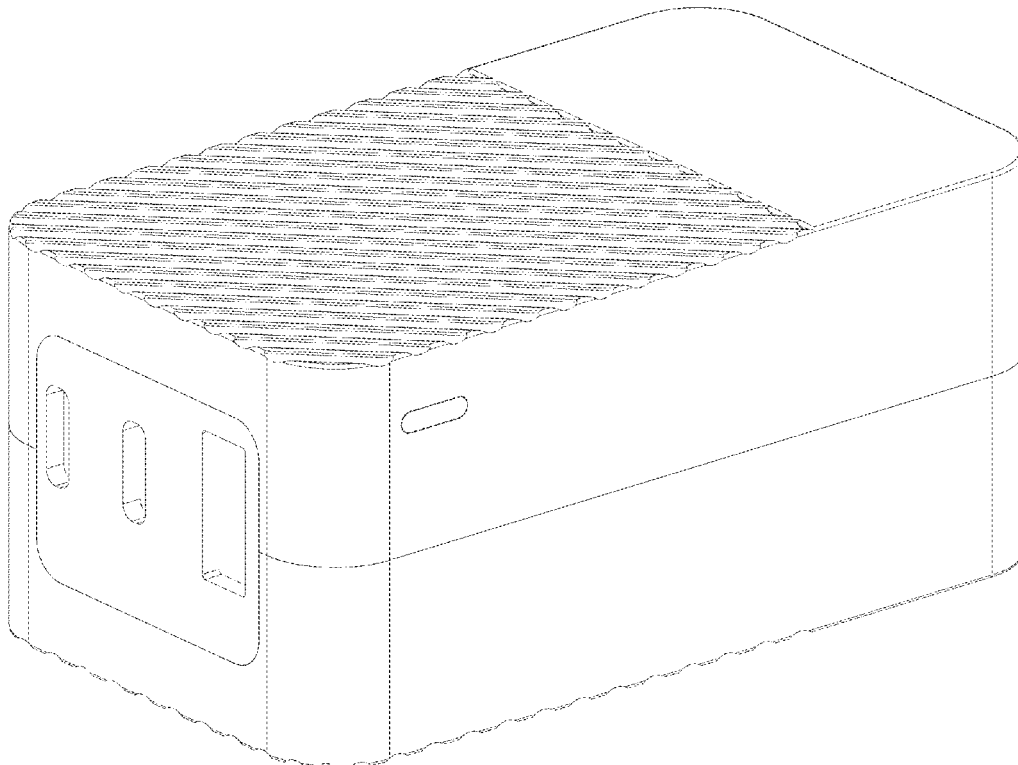
(57) **CLAIM**

The ornamental design for a power plug, as shown and described.

DESCRIPTION

FIG. 1 is a perspective view of a power plug showing my new design;
FIG. 2 is a front elevational view thereof;
FIG. 3 is a left side view thereof;
FIG. 4 is a bottom plan view thereof;
FIG. 5 is a right side view thereof;
FIG. 6 is a top plan view thereof; and,
FIG. 7 is a rear elevational view thereof.

1 Claim, 7 Drawing Sheets



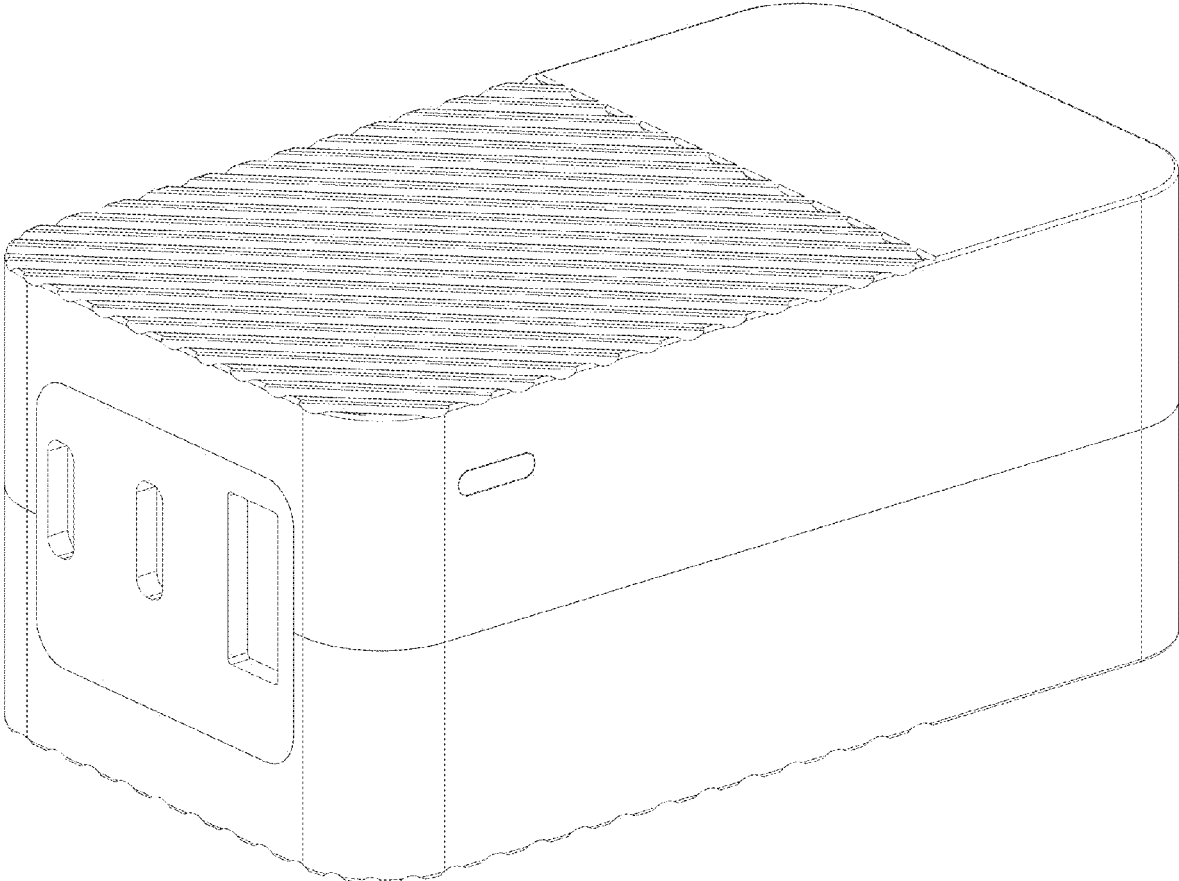


FIG.1




FIG.2




FIG.3

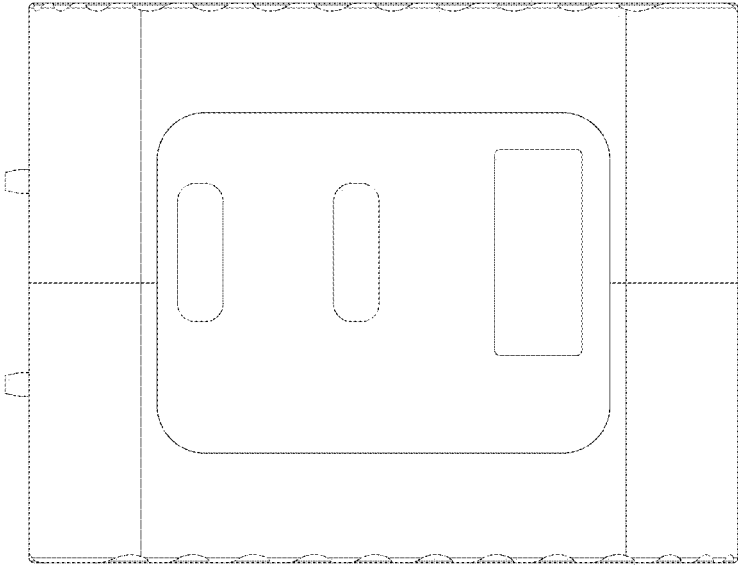


FIG. 4




FIG. 5

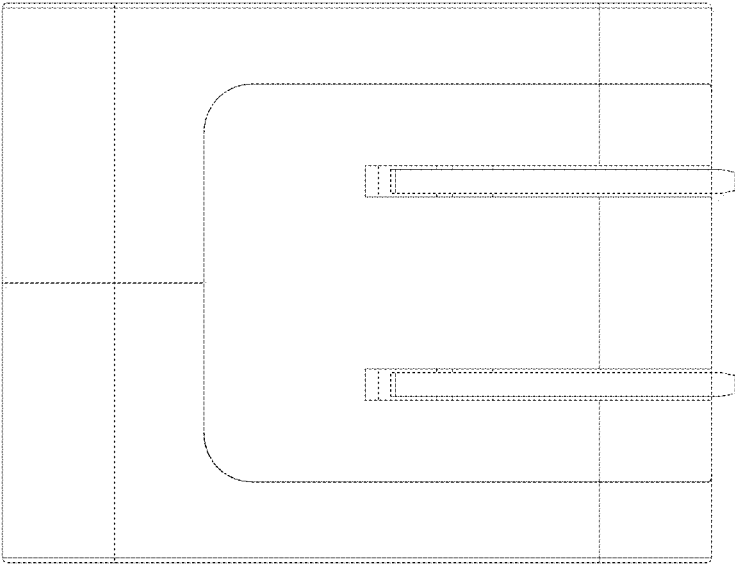


FIG. 6




FIG. 7