



US00D917739S

(12) **United States Design Patent**
Lum

(10) **Patent No.:** **US D917,739 S**

(45) **Date of Patent:** **** Apr. 27, 2021**

(54) **IN-LINE HOUSING ASSEMBLY WITH ORBITAL LEDs**

(71) Applicant: **Indyme Solutions, LLC**, San Diego, CA (US)

(72) Inventor: **Chris Lum**, San Diego, CA (US)

(73) Assignee: **Indyme Solutions, LLC**, San Diego, CA (US)

(**) Term: **15 Years**

(21) Appl. No.: **29/701,513**

(22) Filed: **Aug. 12, 2019**

(51) **LOC (13) Cl.** **26-03**

(52) **U.S. Cl.**
USPC **D26/24**

(58) **Field of Classification Search**
USPC D26/1, 24, 26, 36, 93, 104, 106, 118, D26/137; D10/111, 114.1, 114.2, 114.5, D10/114.6, 114.8

CPC F21V 1/00; F21V 1/10; F21V 3/00; F21V 3/02; F21V 3/023; F21V 7/04; F21V 7/043; F21V 7/045; F21V 37/0095; F21V 21/02; F21V 21/30; F21V 33/0004; F21V 33/0012; F21V 33/0024; F21V 15/00; F21L 4/00; F21S 6/00; F21S 6/002

See application file for complete search history.

(56) **References Cited**

U.S. PATENT DOCUMENTS

D297,170 S *	8/1988	Elliott	D10/114.2
D381,452 S *	7/1997	Landefeld	D26/24
D409,771 S *	5/1999	Stultz	26/72
D605,966 S *	12/2009	Weil	D10/109.2
D616,777 S *	6/2010	Jackson	D10/114.8
D652,969 S *	1/2012	Seropjan	D26/24

D689,221 S *	9/2013	Isaac	D26/24
D797,984 S *	9/2017	Dolgov	D26/112
D814,686 S *	4/2018	Chen	D26/110
D861,965 S *	10/2019	Lin	D26/110
D875,994 S *	2/2020	Yu	D26/104
D885,643 S *	5/2020	Chen	D26/106
D887,073 S *	6/2020	Lin	D26/110
D891,683 S *	7/2020	Wei	D26/106

* cited by examiner

Primary Examiner — Wan Laymon

Assistant Examiner — Clint A Samuel

(74) *Attorney, Agent, or Firm* — Lewis Kohn & Walker LLP; David M. Kohn; Kari Moyer-Henry

(57) **CLAIM**

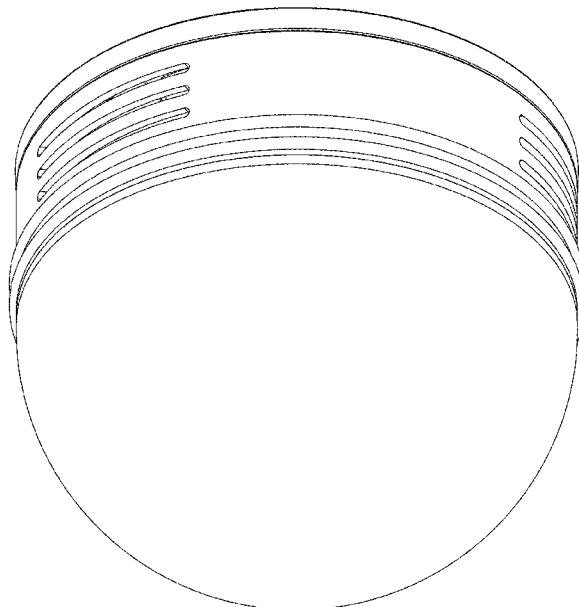
The ornamental design for an in-line housing assembly with orbital LEDs, as shown and described.

DESCRIPTION

FIG. 1 is a perspective view of the in-line housing assembly with orbital LEDs of the present invention;
 FIG. 2 is a left side view of the in-line housing assembly with orbital LEDs shown in FIG. 1;
 FIG. 3 is a front view of the in-line housing assembly with orbital LEDs shown in FIG. 1;
 FIG. 4 is a right side view of the in-line housing assembly with orbital LEDs shown in FIG. 1;
 FIG. 5 is a back view of the in-line housing assembly with orbital LEDs shown in FIG. 1;
 FIG. 6 is a top view of the in-line housing assembly with orbital LEDs shown in FIG. 1; and,
 FIG. 7 is a bottom view of the in-line housing assembly with orbital LEDs shown in FIG. 1.

The portions of the in-line housing assembly with orbital LEDs as shown having broken lines form no part of the claimed design.

1 Claim, 7 Drawing Sheets



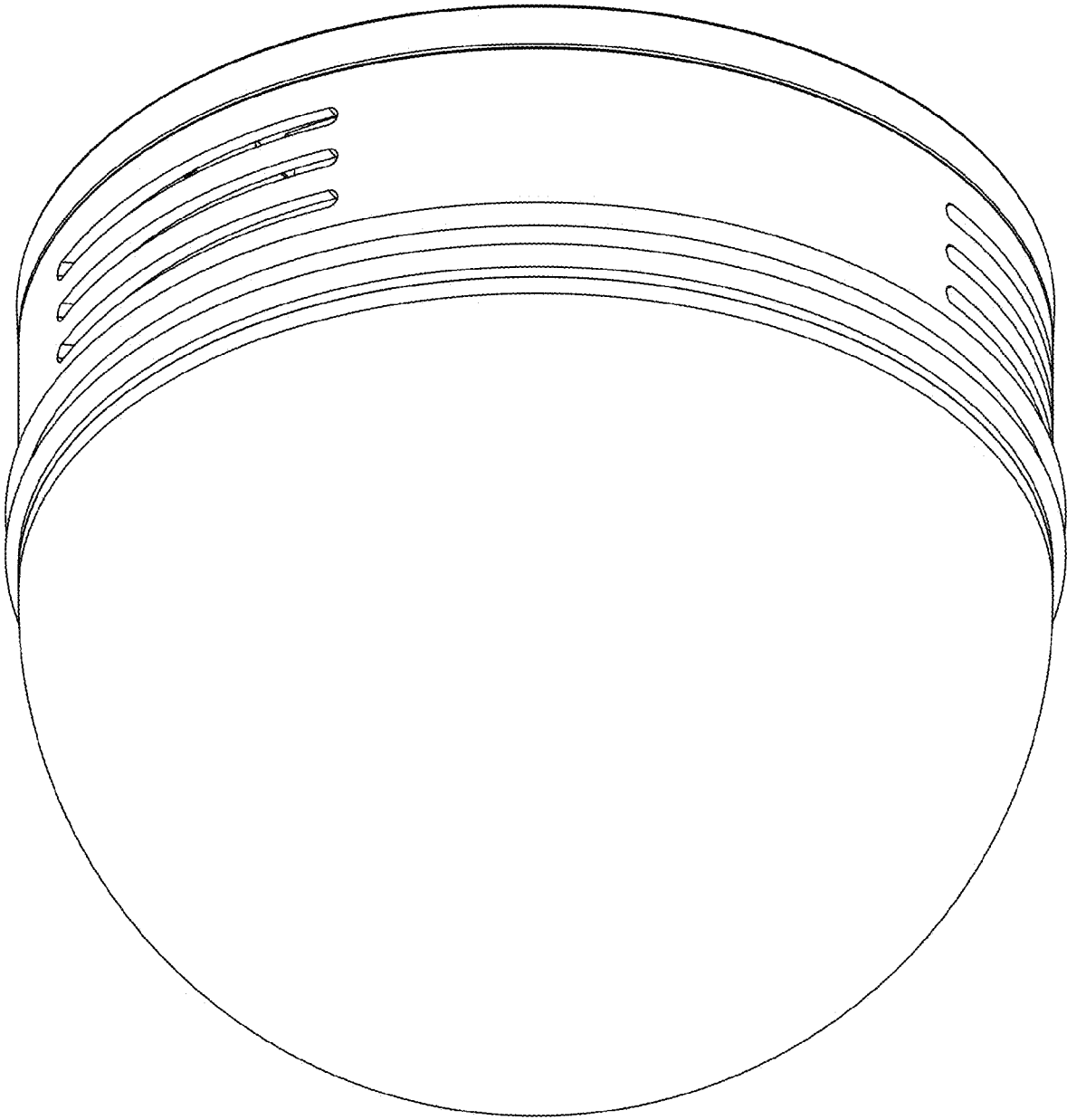


Figure 1

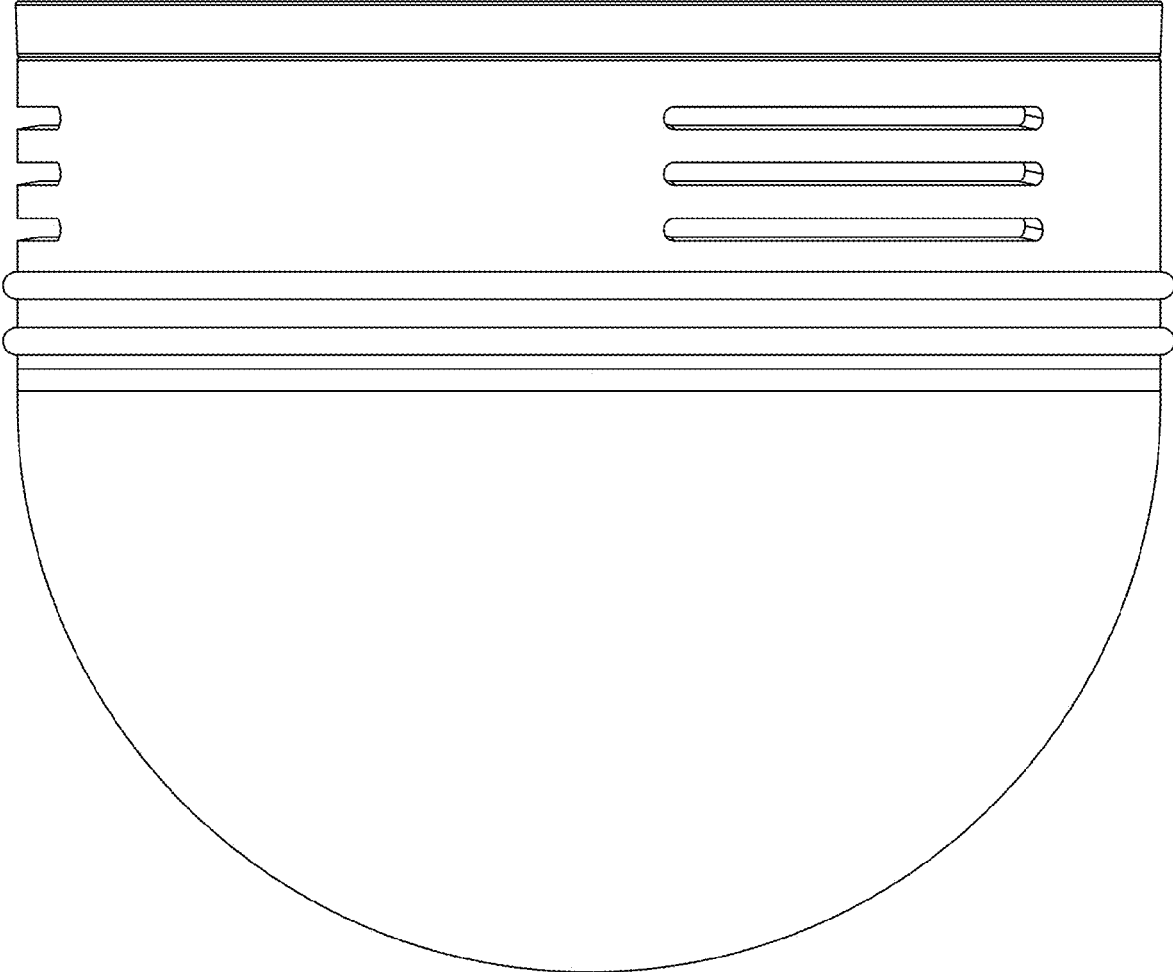


Figure 2

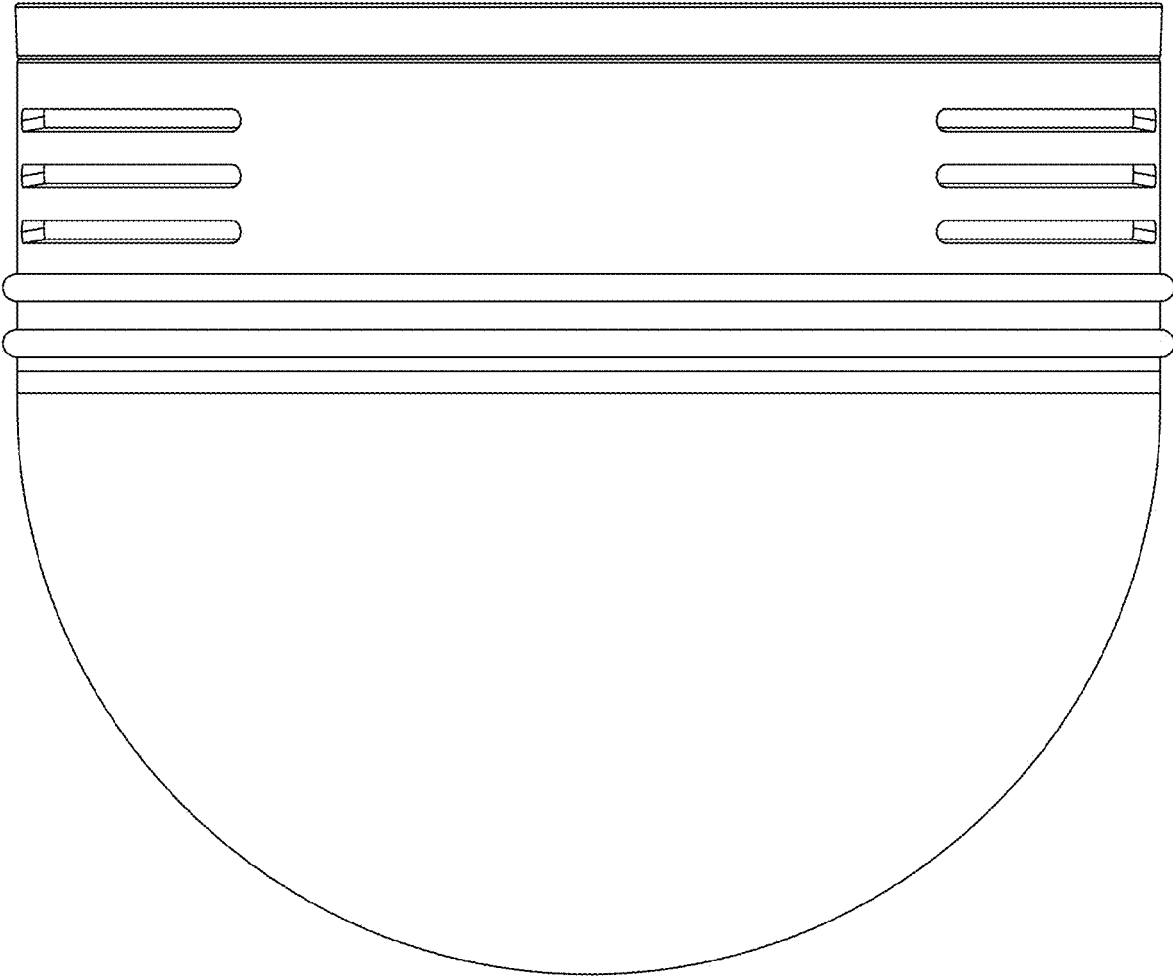


Figure 3

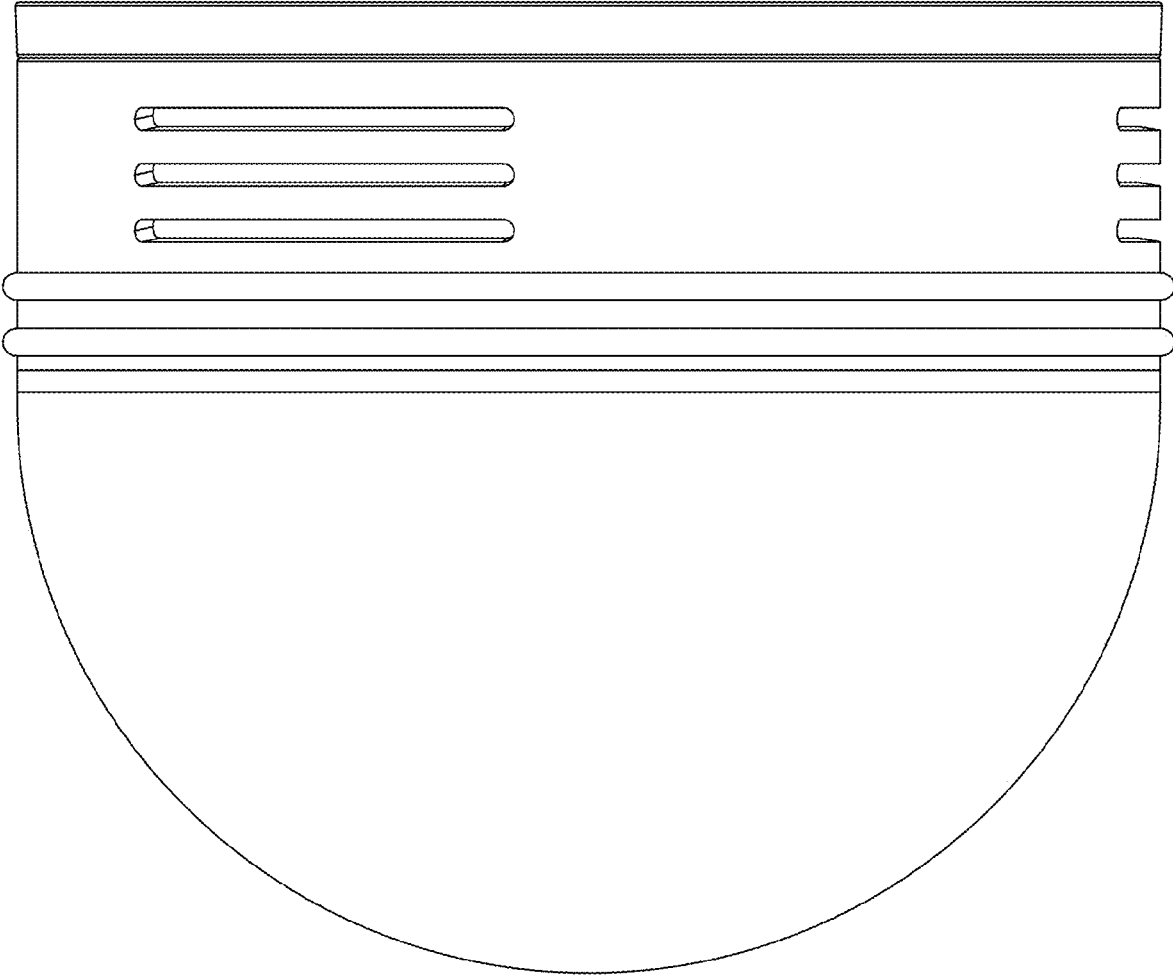


Figure 4

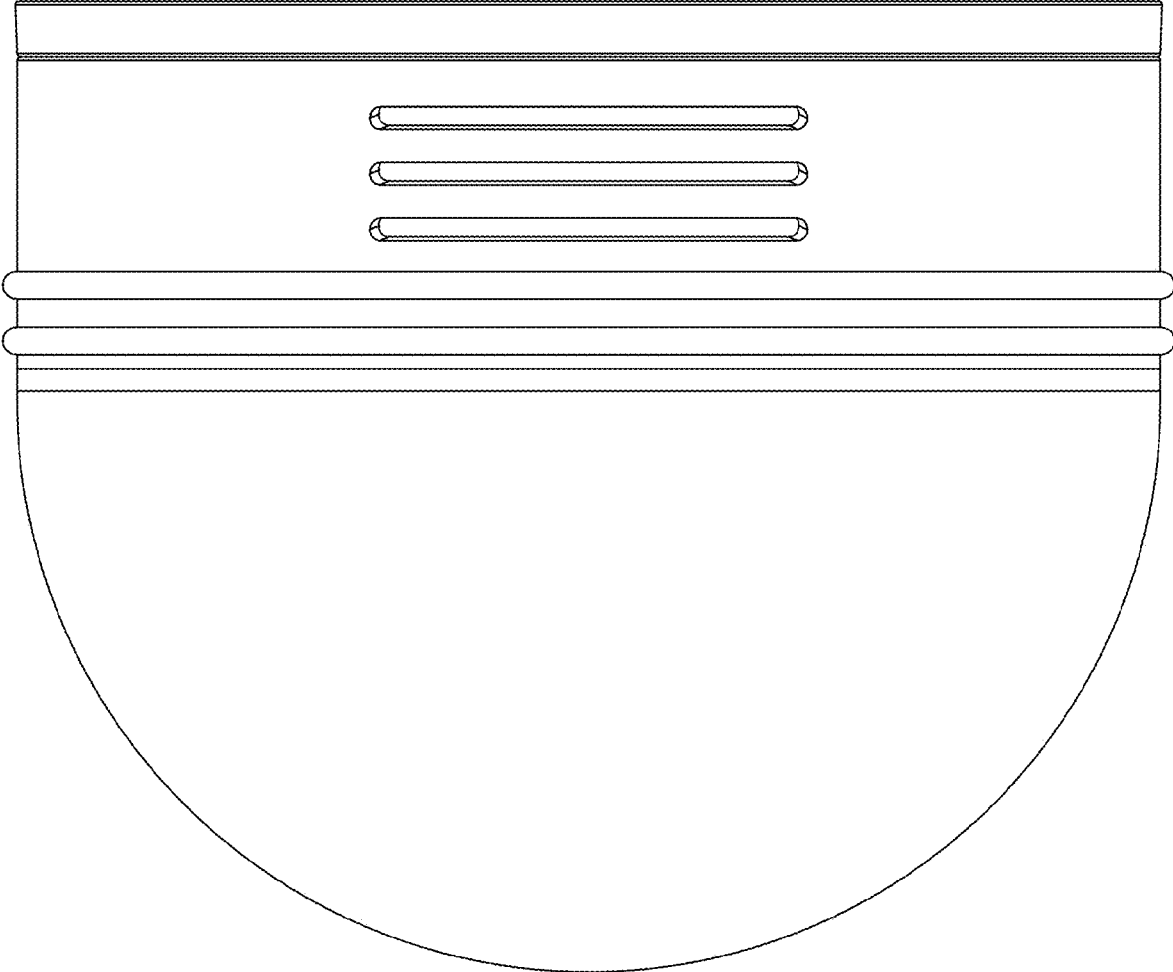


Figure 5

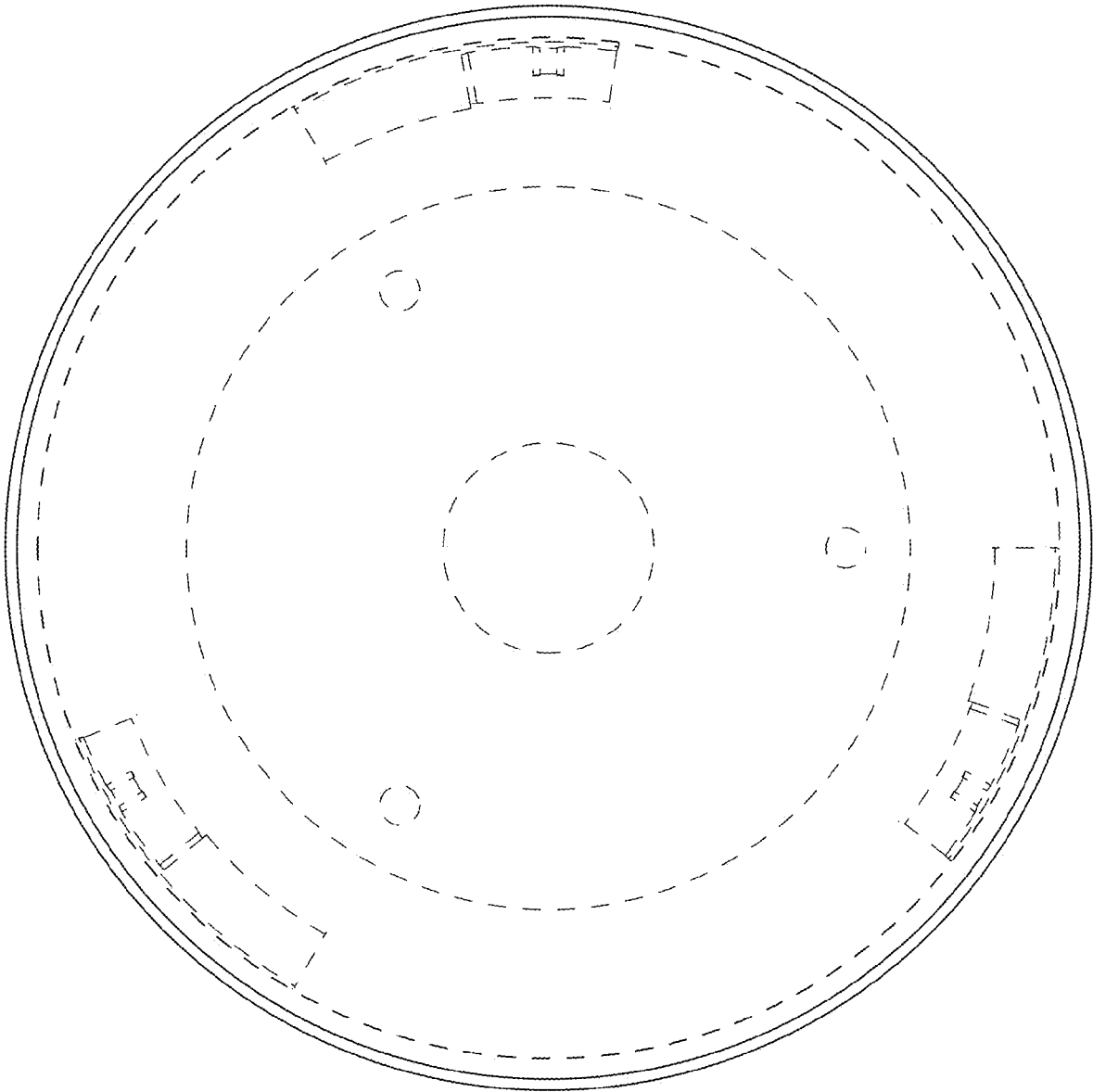


Figure 6




Figure 7