



US00D535101S

(12) **United States Design Patent**
Suppancig

(10) **Patent No.:** **US D535,101 S**

(45) **Date of Patent:** **** Jan. 16, 2007**

(54) **BRIEFCASE WITH INTERNAL ORGANIZATION**

(75) Inventor: **Massimo Suppancig**, Milan (IT)

(73) Assignee: **Valextra S.R.L.**, Milan (IT)

(**) Term: **14 Years**

(21) Appl. No.: **29/232,158**

(22) Filed: **Jun. 15, 2005**

(30) **Foreign Application Priority Data**

Dec. 16, 2004 (EM) 000270228

(51) **LOC (8) Cl.** **03-01**

(52) **U.S. Cl.** **D3/289; D3/900**

(58) **Field of Classification Search** D3/273,
D3/276, 283, 287-289, 290, 291, 293, 301,
D3/900; 190/100, 102, 108, 111-114, 119,
190/900, 903

See application file for complete search history.

(56) **References Cited**

U.S. PATENT DOCUMENTS

2,779,371	A	*	1/1957	Klehr	190/18	R
D292,746	S	*	11/1987	Allen	D3/274	
5,010,988	A	*	4/1991	Brown	190/104	
D360,978	S	*	8/1995	Willard et al.	D3/301	
D443,983	S	*	6/2001	Hillman	D3/276	
D459,075	S	*	6/2002	Pukall et al.	D3/289	
D469,252	S	*	1/2003	Su	D3/289	
D472,385	S	*	4/2003	Bauer	D3/279	
D498,924	S	*	11/2004	Karl	D3/287	

OTHER PUBLICATIONS

Leather Briefcase, 'On the Go.' Downloaded Jan. 19, 2006 at http://froogle.google.com/froogle_cluster?q=briefcase&pid=4826731534847967095&oid=109542149945...*

Leather Top Zip Business Case 2/Drop Organizer. Downloaded Jan. 19, 2006 at <http://www.post-shopping.net/catalogs/eBags/Leather-Top-Zip-Business-Case-w-Drop-Organizer/>.*

* cited by examiner

Primary Examiner—Philip S. Hyder

Assistant Examiner—RoseLynne (Ulm) Cody

(74) *Attorney, Agent, or Firm*—Hedman & Costigan; James V. Costigan

(57) **CLAIM**

I claim the ornamental design for a briefcase with internal organization, as shown and described.

DESCRIPTION

FIG. 1 is a perspective view of the briefcase with internal organization of the invention;

FIG. 2 is a top plan view of the briefcase with internal organization of the invention;

FIG. 3 is a front view of the briefcase with internal organization of the invention;

FIG. 4 is a left side view of the briefcase with internal organization of the invention;

FIG. 5 is a right side view of the briefcase with internal organization of the invention;


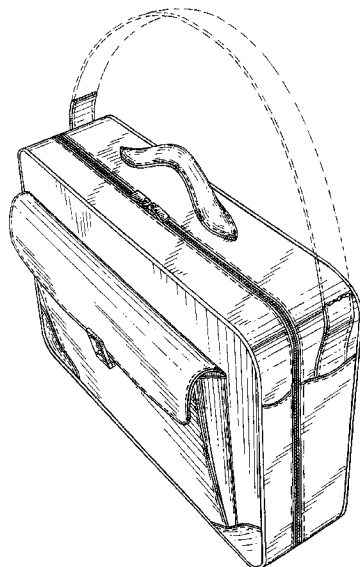
FIG. 6 is a back view of the briefcase with internal organization of the invention;

FIG. 7 is a bottom view of the briefcase with internal organization of the invention; and,

FIG. 8 is a perspective view of the open briefcase with internal organization of FIG. 1.

The broken line showing of a shoulder strap in FIG. 1 is for illustrative purposes only and forms no part of the claimed design. In all other cases throughout the drawing disclosure, the broken lines represent stitching and do form a part of the claimed design.

1 Claim, 5 Drawing Sheets



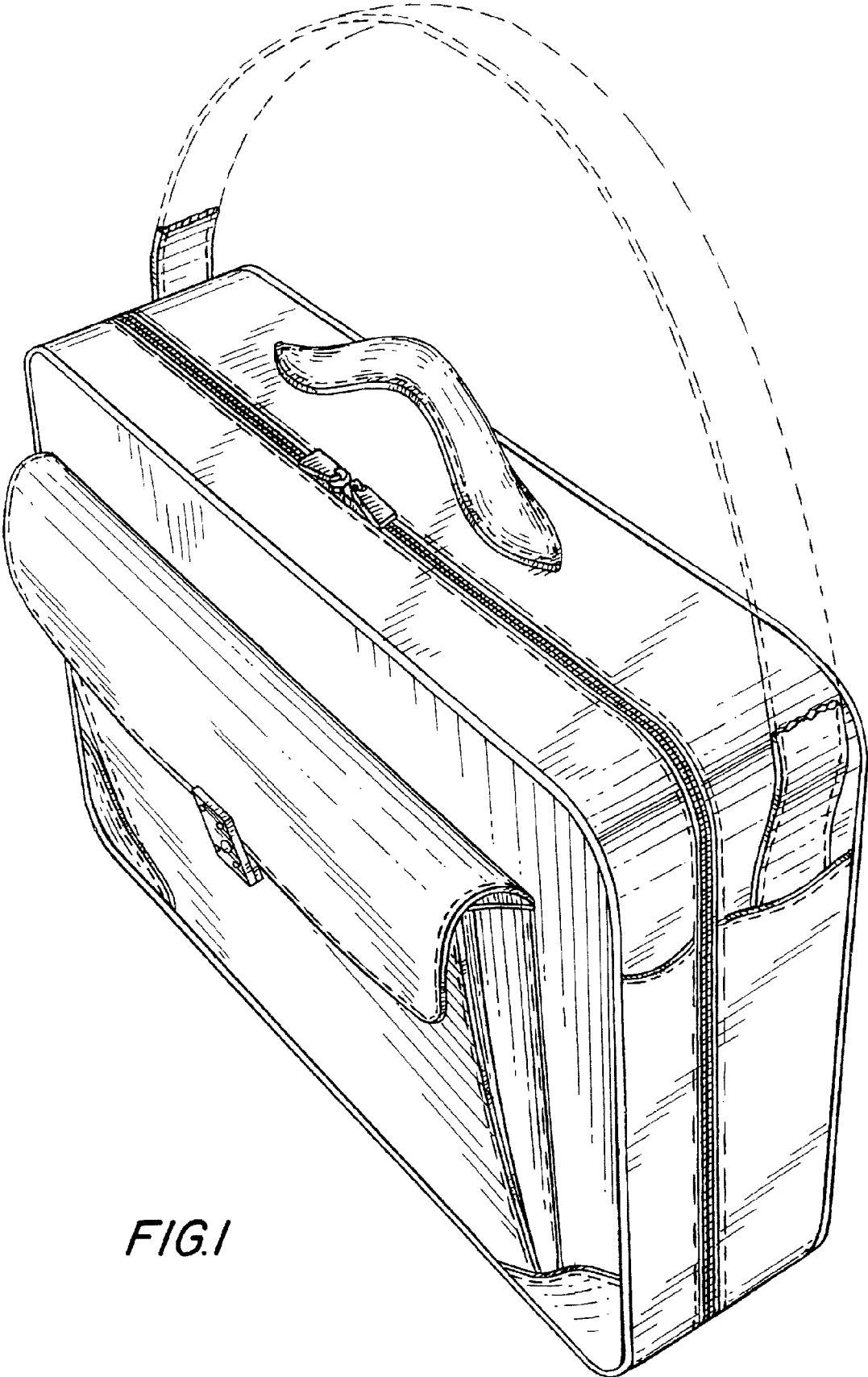


FIG. 1

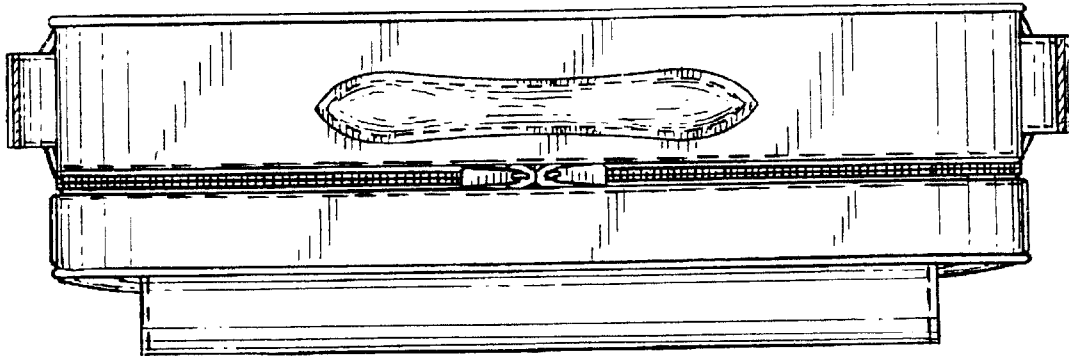


FIG. 2




FIG. 3

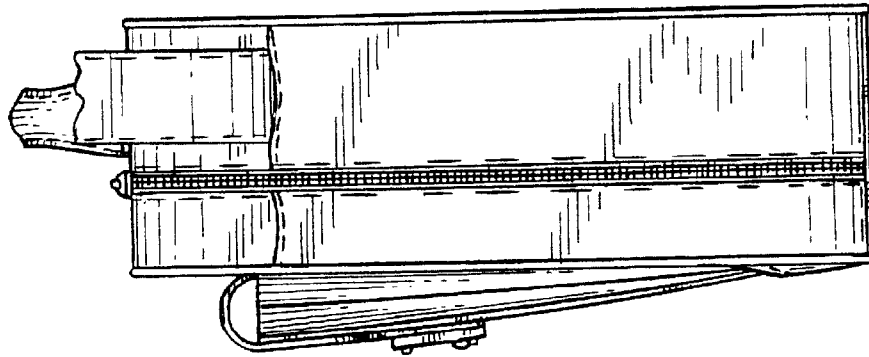


FIG. 5

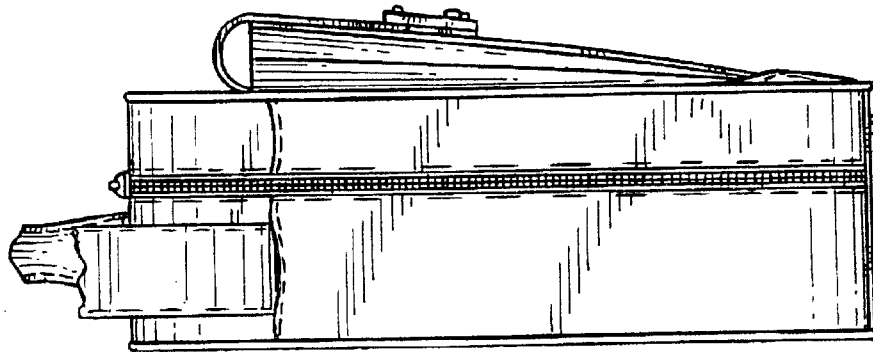


FIG. 4

FIG.6

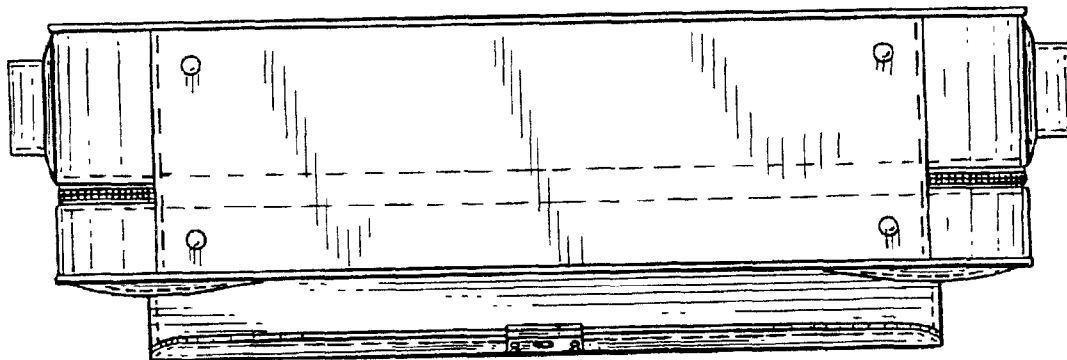
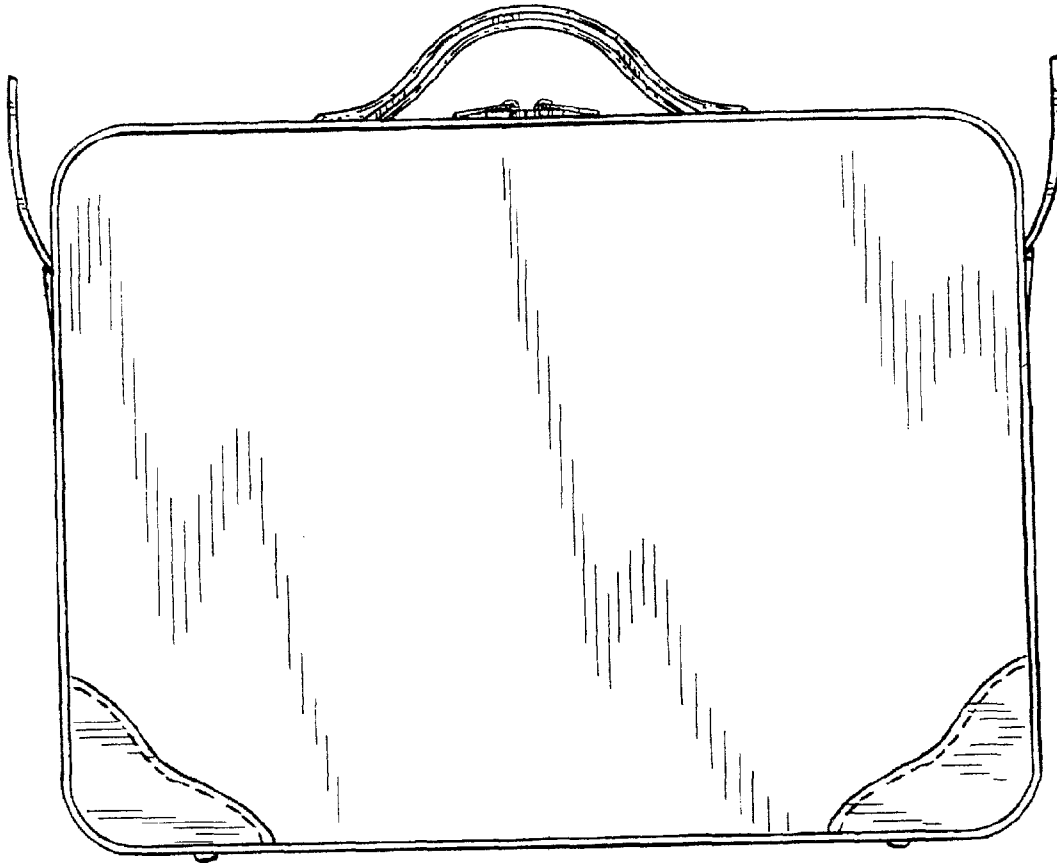


FIG.7

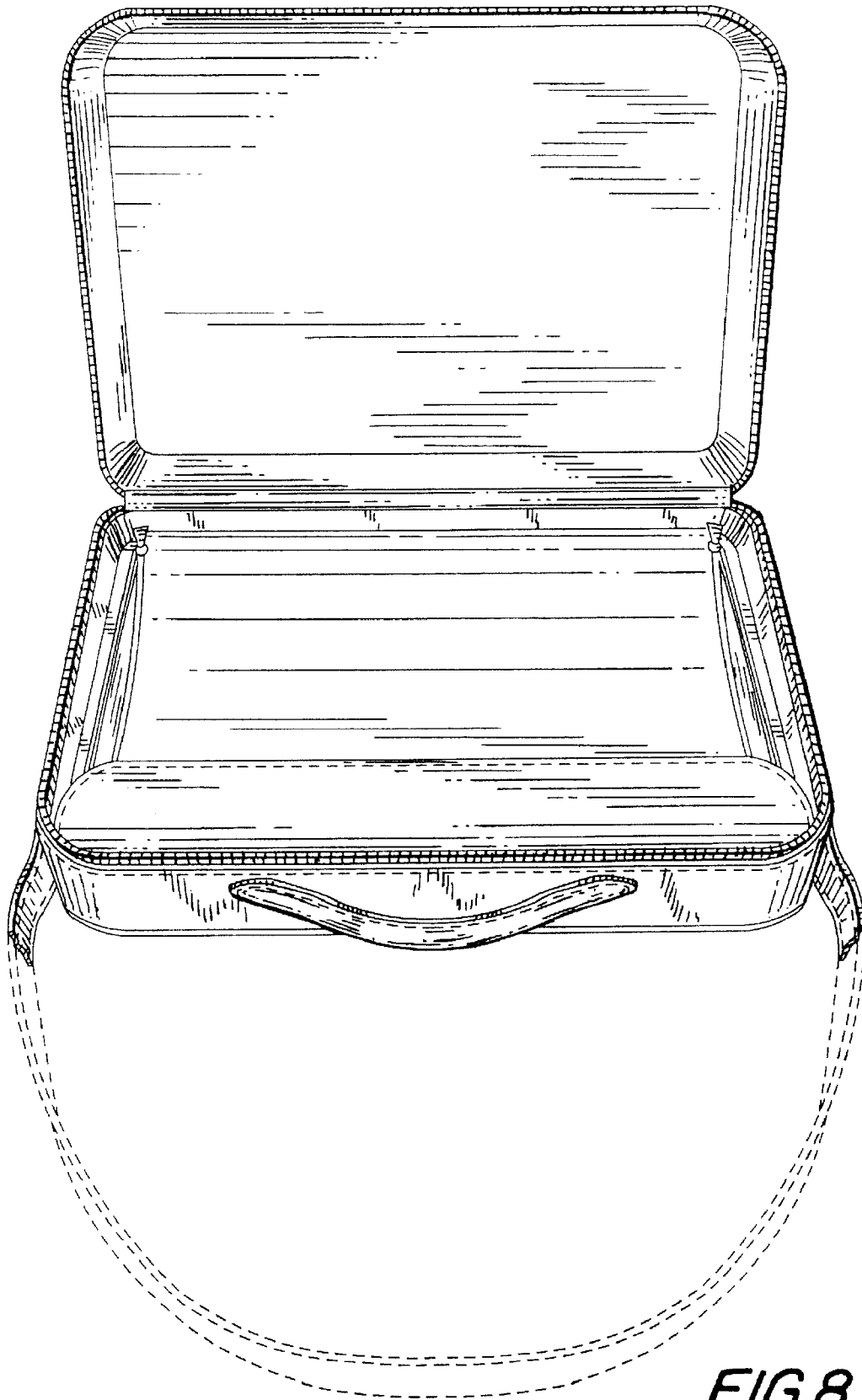


FIG. 8