



US00D896413S

(12) **United States Design Patent**  
**Badstuebner et al.**

(10) **Patent No.:** **US D896,413 S**

(45) **Date of Patent:** **\*\* Sep. 15, 2020**

(54) **HEADLIGHT FOR A VEHICLE**

FOREIGN PATENT DOCUMENTS

(71) Applicant: **Daimler AG**, Stuttgart (DE)

TW D188551 S 2/2018  
TW D191697 S 7/2018

(72) Inventors: **Achim-Dietrich Badstuebner**, Munich (DE); **Dennis Brings**, Stuttgart (DE); **Denis Di Pardo**, Nufringen (DE); **Stefan Handt**, Stuttgart (DE); **Robert Lesnik**, Leonberg (DE)

OTHER PUBLICATIONS

Chinese-language Office Action and Search Report issued in counterpart Taiwanese Application No. 108302855 dated Mar. 3, 2020 with partial English translation (6 pages).

(73) Assignee: **Daimler AG**, Stuttgart (DE)

*Primary Examiner* — Angela J Lee

(\*\*) Term: **15 Years**

(74) *Attorney, Agent, or Firm* — Crowell & Moring LLP

(21) Appl. No.: **29/691,564**

(57) **CLAIM**

(22) Filed: **May 17, 2019**

The ornamental design for a headlight for a vehicle, as shown and described.

(30) **Foreign Application Priority Data**

**DESCRIPTION**

Nov. 20, 2018 (DE) ..... 40 2018 203 918

(51) **LOC (12) Cl.** ..... **26-06**

(52) **U.S. Cl.**

USPC ..... **D26/28**

(58) **Field of Classification Search**

USPC ..... D26/28, 29, 30, 31, 32, 33, 34, 35, 36

CPC ..... F21S 48/00; F21S 48/10; F21S 48/115;

F21S 48/225; F21S 48/1233; F21S

48/1266; F21S 48/1388; F21S 48/2268;

F21V 21/04; F21W 2103/35; F21W 3/40;

F21W 2102/17; F21W 2102/30; F21W

2103/00; F21W 2103/55; F21W 2104/00;

F21W 2107/17; F21W 2107/13

See application file for complete search history.

This application contains subject matter related to the following co-pending U.S. design patent applications:

Application Ser. No. 29/691,562, filed May 17, 2019 and entitled "Front Portion of a Vehicle, Toy, and/or Replicas Thereof," and

Application Ser. No. 29/692,034, filed May 22, 2019 and entitled "Front Portion of a Vehicle, Toy, and/or Replicas Thereof."

FIG. 1 is a right, front perspective view of a first embodiment of a headlight for a vehicle according to the design;

FIG. 2 is a front view thereof;

FIG. 3 is a right side view thereof; and

FIG. 4 is a top view thereof.

FIG. 5 is a left, front perspective view of a second embodiment of the headlight for a vehicle according to the design;

FIG. 6 is a front view thereof;

FIG. 7 is a left side view thereof; and,

FIG. 8 is a top view thereof.

The broken lines in the drawings illustrate environmental subject matter only and form no part of the claimed design.

(56) **References Cited**

U.S. PATENT DOCUMENTS

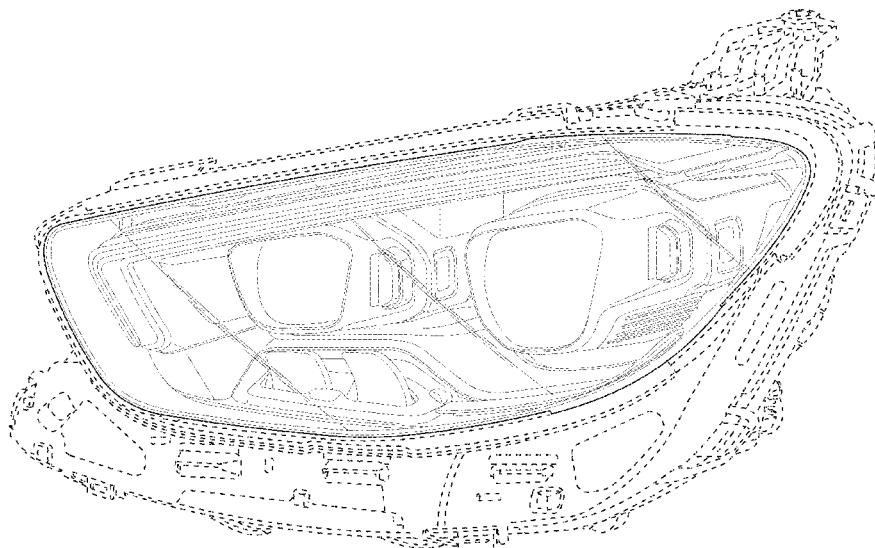
D691,301 S \* 10/2013 Lai ..... D26/28

D707,861 S \* 6/2014 Lai ..... D26/28

D709,213 S 7/2014 Futschik et al.

(Continued)

**1 Claim, 8 Drawing Sheets**



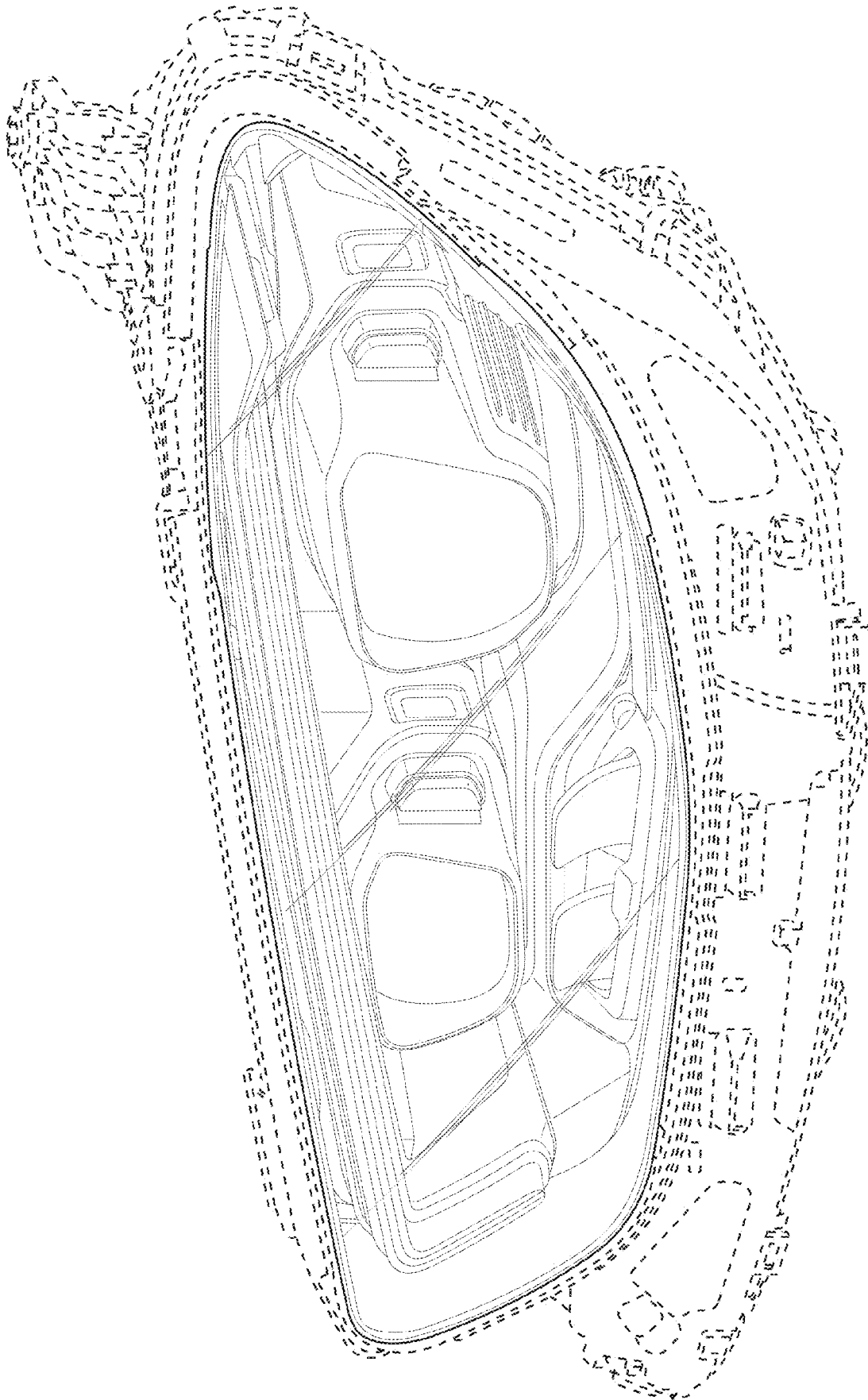
(56)

**References Cited**

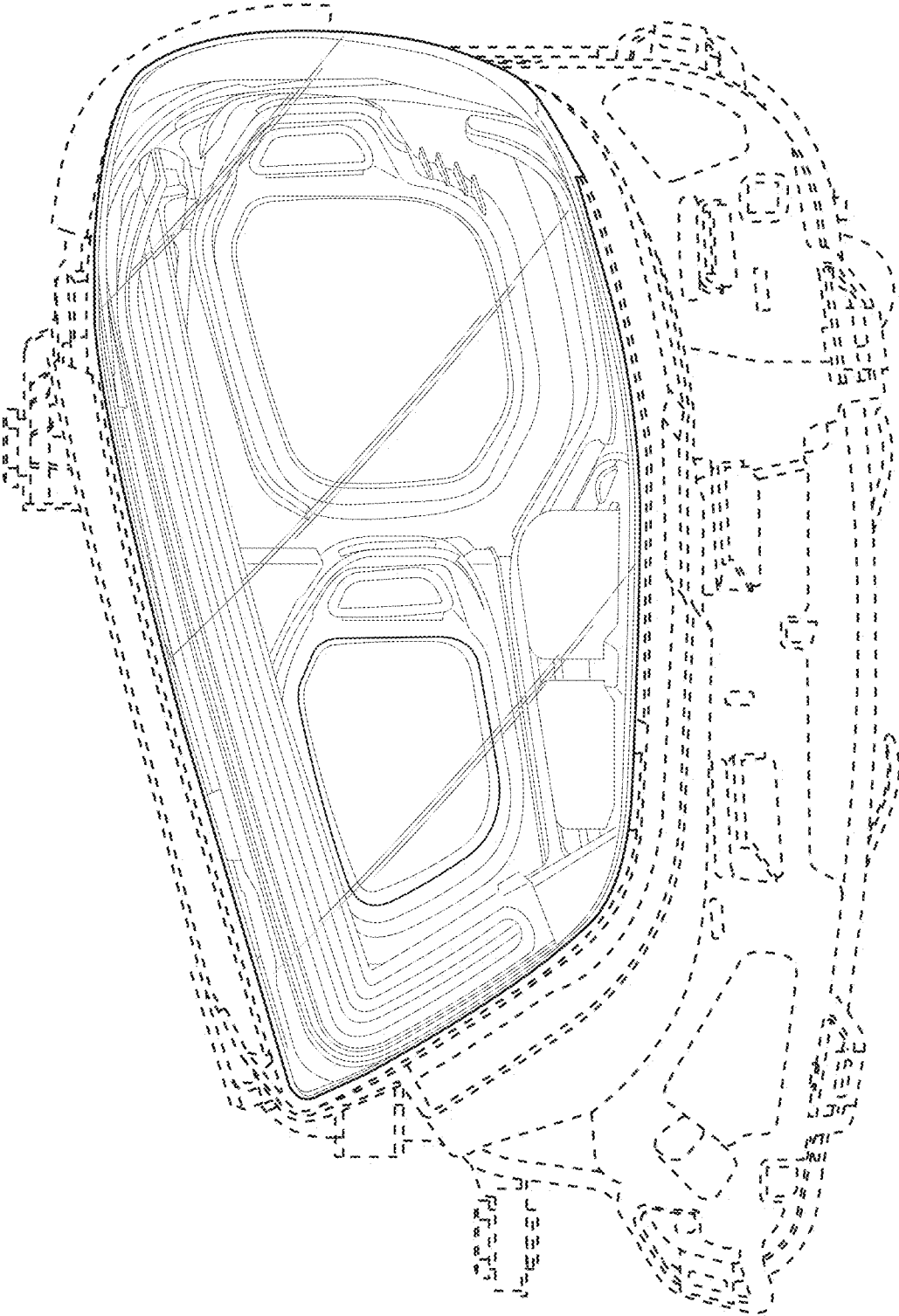
U.S. PATENT DOCUMENTS

D715,981 S *	10/2014	Moon .....	D26/28
D757,315 S	5/2016	Binder et al.	
D757,970 S	5/2016	Binder et al.	
D758,625 S	6/2016	Binder et al.	
D831,245 S *	10/2018	Lin .....	D26/28
D838,019 S *	1/2019	Lin .....	D26/28
D842,501 S *	3/2019	Lin .....	D26/28
D842,510 S *	3/2019	Kang .....	D26/28
D854,202 S *	7/2019	Lin .....	D26/28
D862,752 S *	10/2019	Lai .....	D26/28
D870,932 S *	12/2019	Lin .....	D26/28
D875,976 S *	2/2020	Lin .....	D26/28
D882,134 S *	4/2020	Wu .....	D26/28

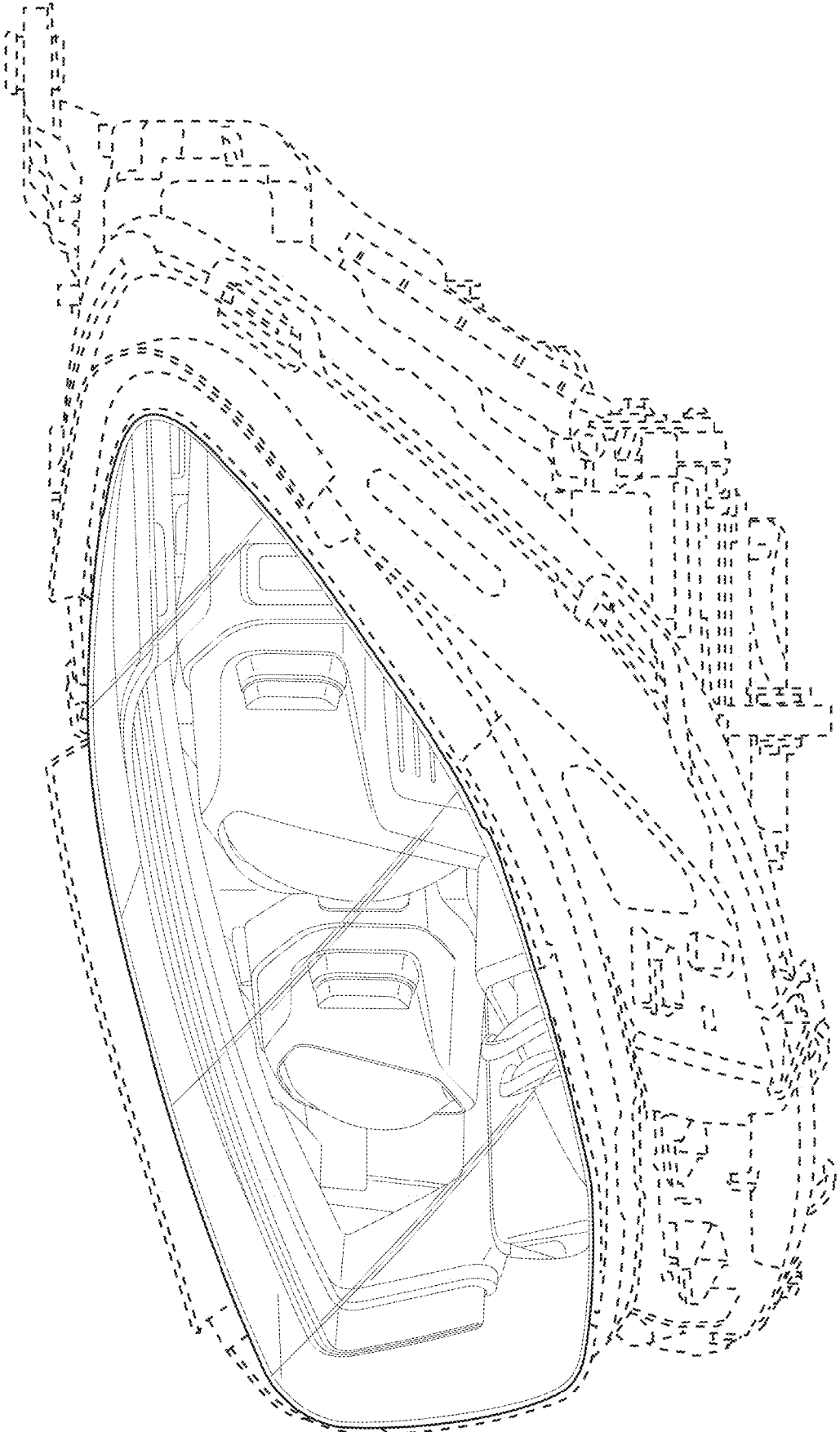
\* cited by examiner



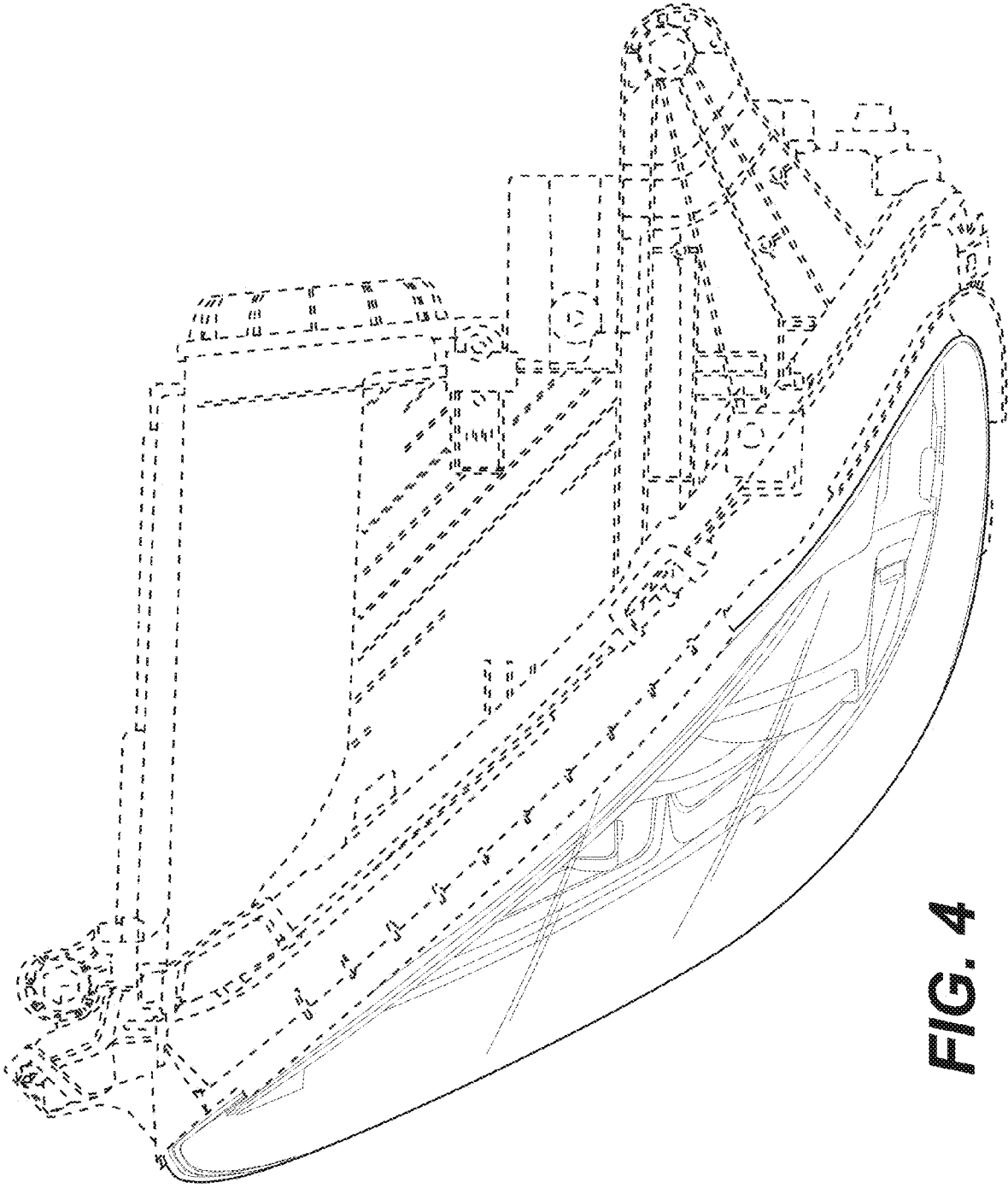
**FIG. 1**



**FIG. 2**



**FIG. 3**



**FIG. 4**

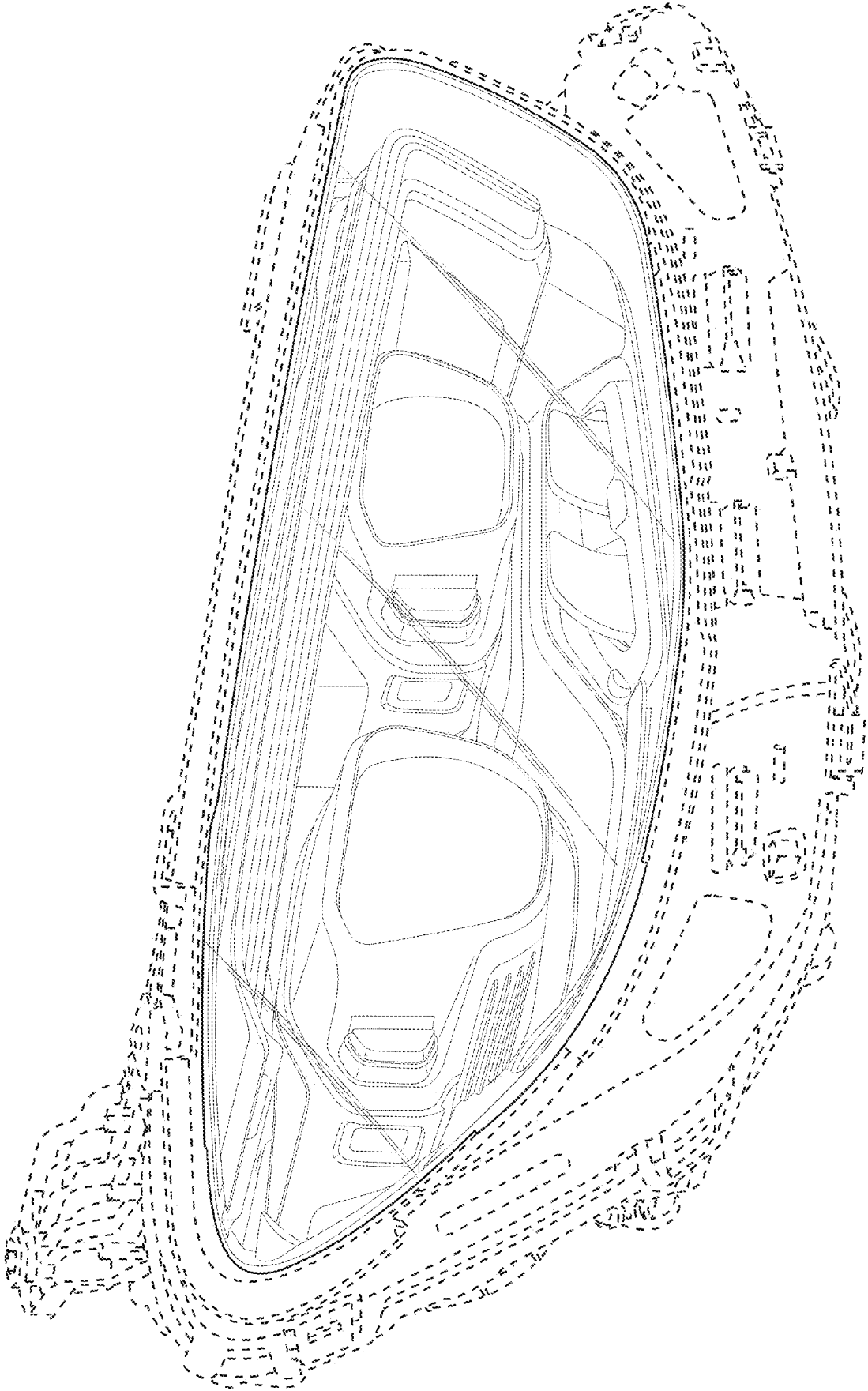
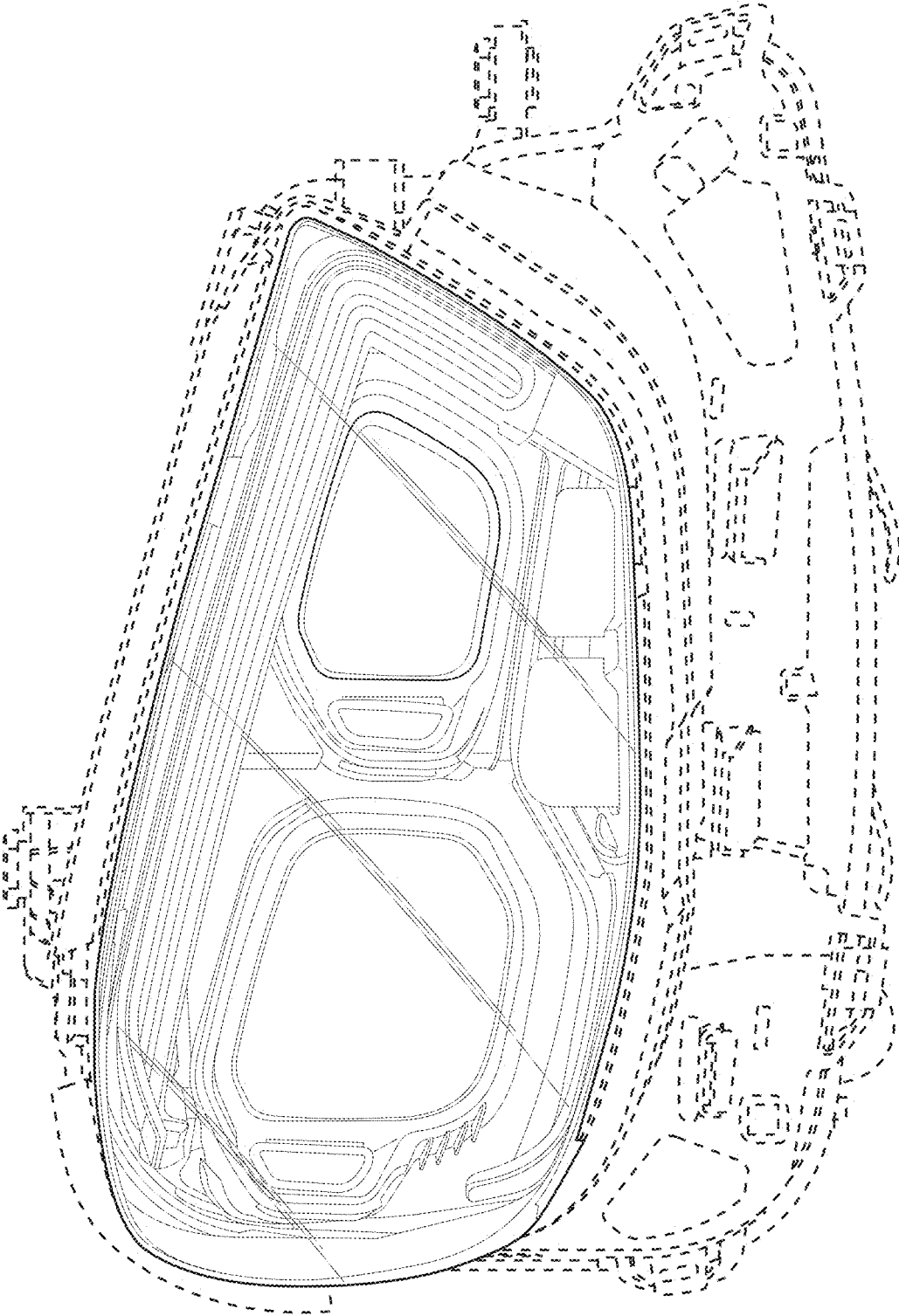
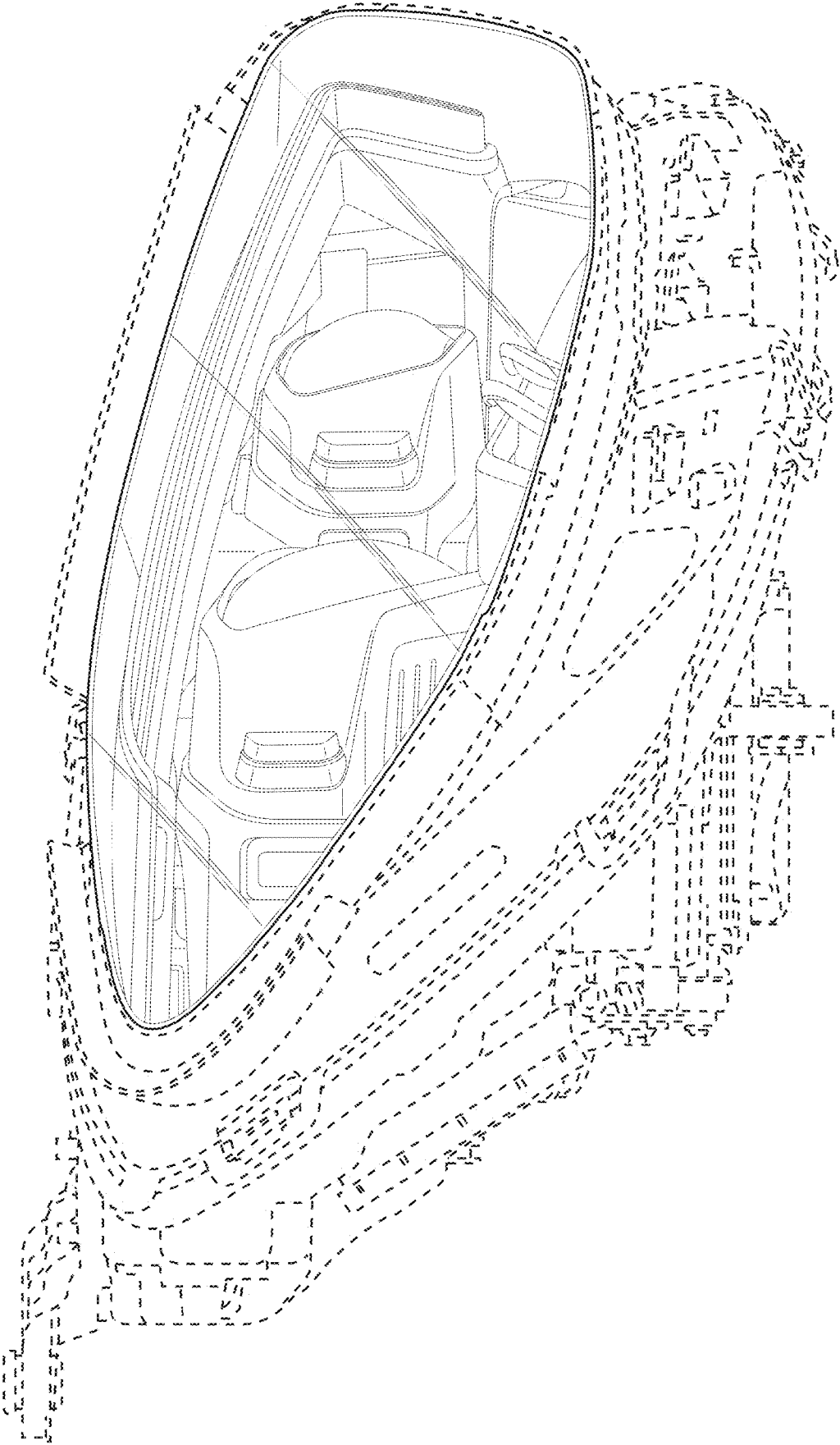


FIG. 5



**FIG. 6**





**FIG. 7**

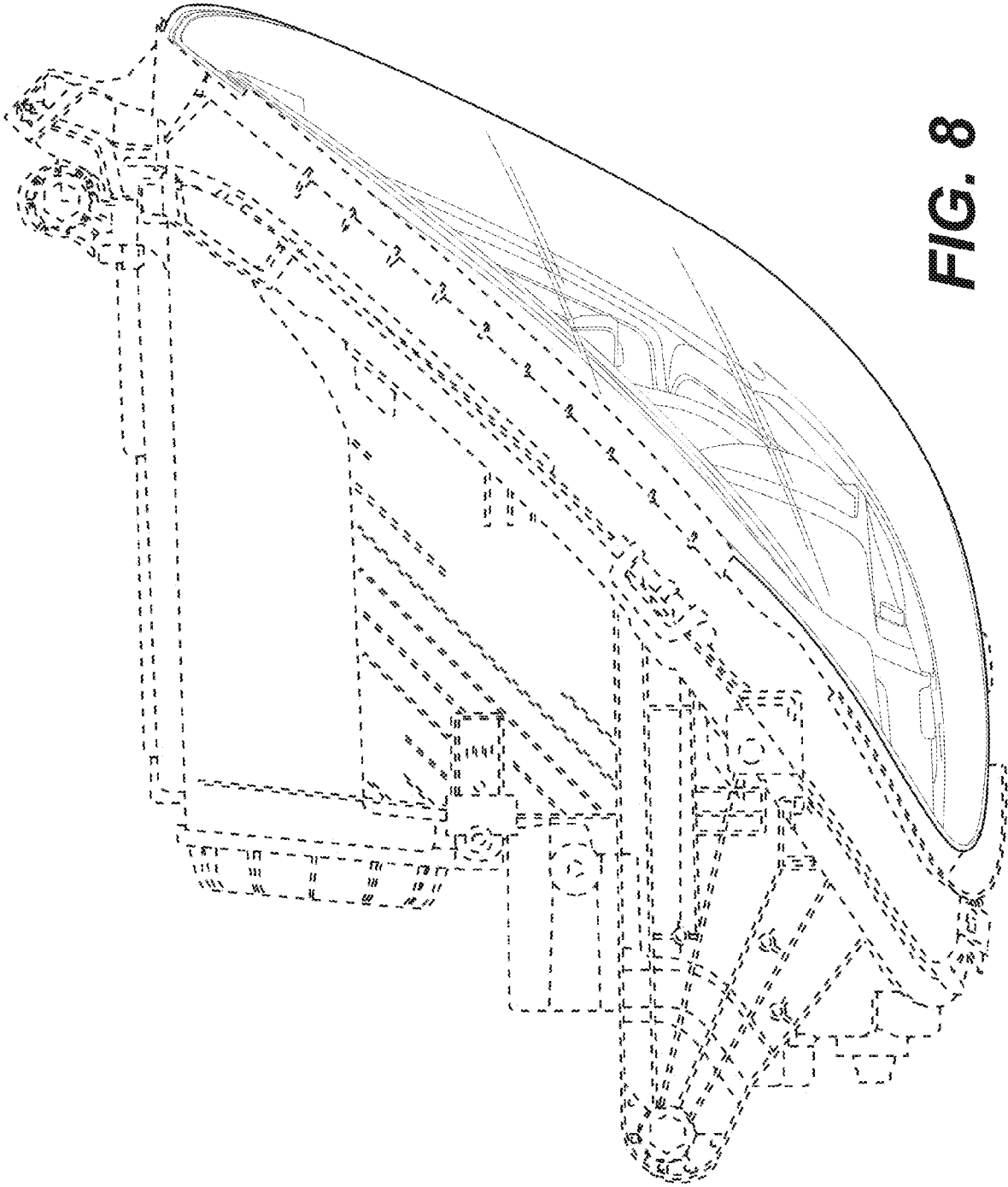


FIG. 8