



US00D919245S

(12) **United States Design Patent**
Martin

(10) **Patent No.:** **US D919,245 S**

(45) **Date of Patent:** **** May 18, 2021**

(54) **BOOT**

(71) Applicant: **ROTHY'S, INC.**, San Francisco, CA
(US)

(72) Inventor: **William Roth Martin**, San Francisco,
CA (US)

(73) Assignee: **ROTHY'S, INC.**, San Francisco, CA
(US)

(**) Term: **15 Years**

(21) Appl. No.: **29/697,830**

(22) Filed: **Jul. 11, 2019**

(51) **LOC (13) Cl.** **02-04**

(52) **U.S. Cl.**

USPC **D2/909**

(58) **Field of Classification Search**

USPC D2/896-903, 909, 910, 915, 917-922,
D2/925-929, 971-974, 976, 939;
36/11.5, 34 A, 34 R, 40, 42, 45, 57
CPC A43B 3/12; A43B 3/122; A43B 3/124;
A43B 3/126; A43B 3/128; A43B 21/02;
A43B 21/025; A43B 21/03; A43B 21/04;
A43B 21/06; A43B 21/08; A43B 21/18;
A43B 21/20; A43B 21/24; A43B 21/36;
A43B 21/54; A43B 13/10; A43B 13/14;
A43B 13/141; A43B 13/18; A43B 13/37;
A43B 23/00; A43B 23/02; A43B
23/0205; A43B 23/021; A43B 23/0215
See application file for complete search history.

(56) **References Cited**

U.S. PATENT DOCUMENTS

D27,025 S * 5/1897 Bohr D2/910
955,337 A * 4/1910 Lawlor A43C 11/002
36/105
4,311,734 A * 1/1982 Jacob B29C 70/66
36/46.5

4,769,928 A * 9/1988 Ward A43B 5/00
36/114
D369,016 S * 4/1996 Parker D2/911
D438,367 S * 3/2001 Huard D2/902
(Continued)

FOREIGN PATENT DOCUMENTS

CN 304538736 * 3/2018

OTHER PUBLICATIONS

Amazon.com SeaVees Womens Laguna Chelsea, announced 2018
[online]. [site visited Feb. 25, 2021], Available from internet URL:
[https://www.amazon.com/SeaVees-Womens-Laguna-Chelsea-Whisky/
dp/B07BRLQP1S/ref=sr_1_3?dchild=1&keywords=rothy%27s%
2Bchelsea&qid=1607439254&sr=8-3&th=](https://www.amazon.com/SeaVees-Womens-Laguna-Chelsea-Whisky/dp/B07BRLQP1S/ref=sr_1_3?dchild=1&keywords=rothy%27s%2Bchelsea&qid=1607439254&sr=8-3&th=) (Year: 2018).*

(Continued)

Primary Examiner — Elizabeth J Oswecki
Assistant Examiner — Yelizaveta Y Masalimova
(74) *Attorney, Agent, or Firm* — Arent Fox LLP


(57) **CLAIM**

The ornamental design for a boot, as shown and described.

DESCRIPTION

FIG. 1 is front left perspective view of a boot showing my
new design;
FIG. 2 is front view of the design shown in FIG. 1;
FIG. 3 is a rear view of the design shown in FIG. 1;
FIG. 4 is a right side view of the design shown in FIG. 1;
FIG. 5 is a left side view of the design shown in FIG. 1;
FIG. 6 is a top view of the design shown in FIG. 1; and,
FIG. 7 is a bottom view of the design shown in FIG. 1.
The even-spaced dashed broken lines in the figures illustrate
environmental structure that forms no part of the claimed
design. The dash-dot-dash broken lines depict the bounds of
the claim. The area within the dash-dot-dash lines and up to
the boundary line created by the photographic portion form
the claimed design.

1 Claim, 7 Drawing Sheets






FIG. 1




FIG. 2



FIG. 3

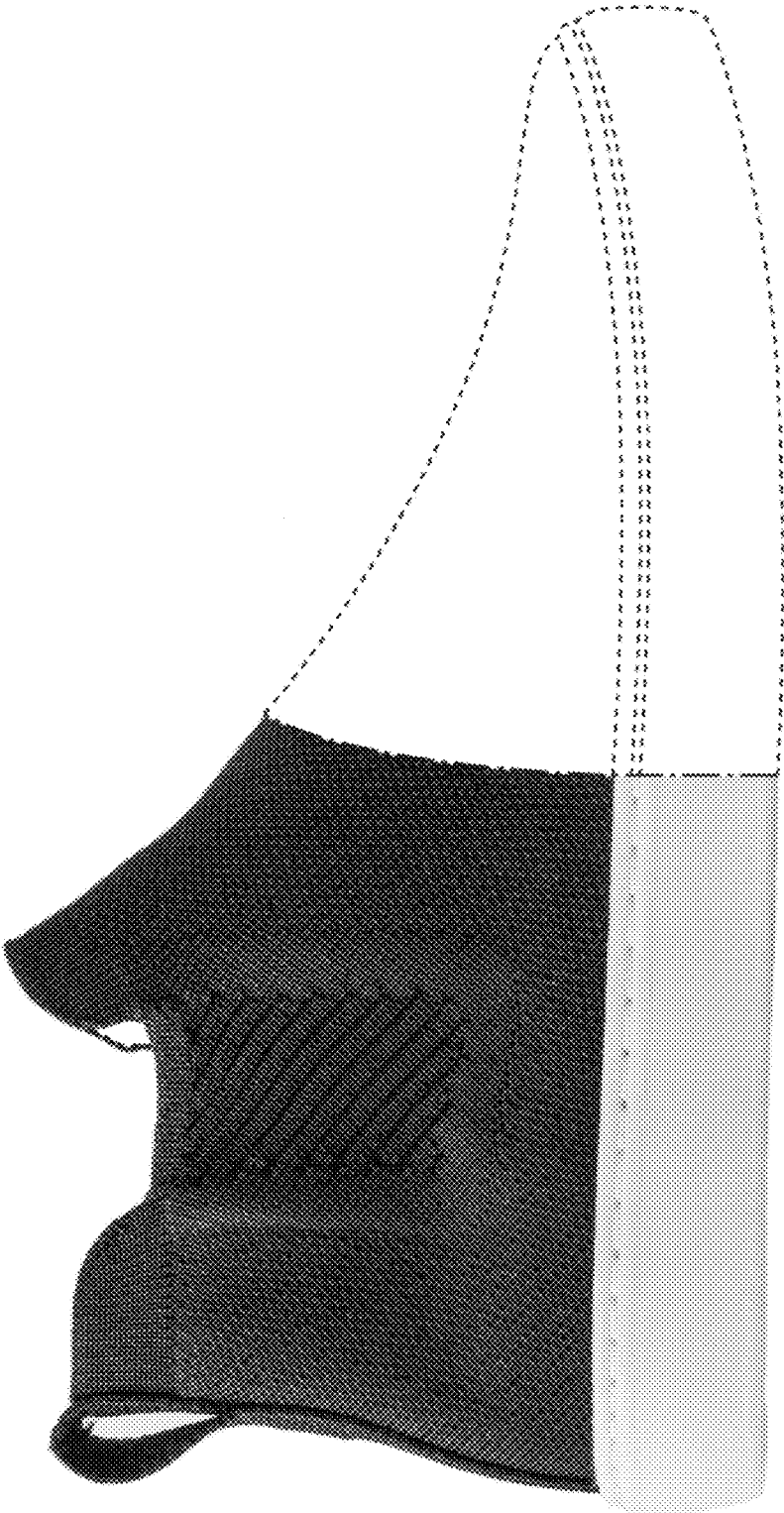


FIG. 4




FIG. 5



FIG. 6

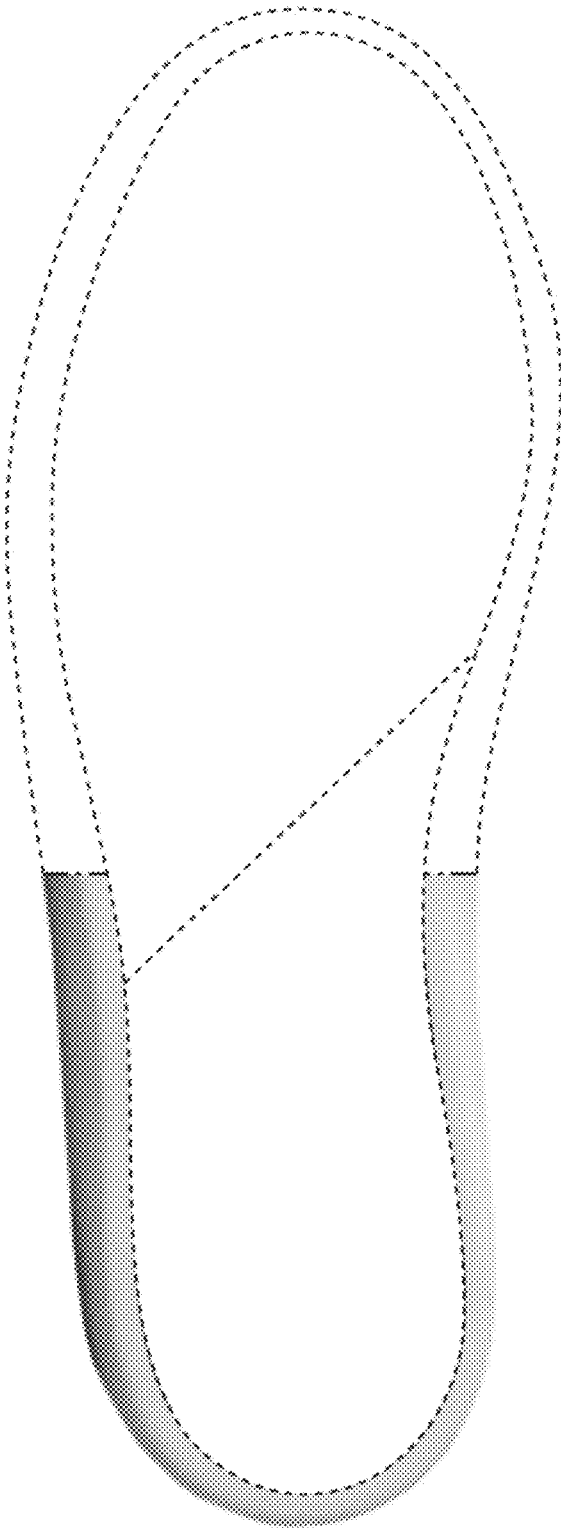


FIG. 7