



US00D755129S

(12) **United States Design Patent**  
Page et al.

(10) **Patent No.:** US D755,129 S

(45) **Date of Patent:** \*\* May 3, 2016

- (54) **DESKTOP RECEPTACLE**
- (71) Applicant: **Group Dekko, Inc.**, Garrett, IN (US)
- (72) Inventors: **Richard J. Page**, Lake Villa, IL (US);  
**Brian Rupert**, Kendallville, IN (US)
- (73) Assignee: **Group Dekko, Inc.**, Garrett, IN (US)
- (\*\*) Term: **14 Years**
- (21) Appl. No.: **29/497,336**
- (22) Filed: **Jul. 23, 2014**
- (51) **LOC (10) Cl.** ..... **13-03**
- (52) **U.S. Cl.**  
USPC ..... **D13/139.4**
- (58) **Field of Classification Search**  
USPC ..... D13/139.4, 139.5, 156, 160,  
D13/137.1-137.3, 139.6-139.8, 152, 139.1;  
361/753, 601; 174/56  
CPC ..... H05K 9/0039; H01R 13/70; H02G 3/18  
See application file for complete search history.

(56) **References Cited**

U.S. PATENT DOCUMENTS

|                |         |               |       |           |
|----------------|---------|---------------|-------|-----------|
| D361,315 S *   | 8/1995  | Wedell et al. | ..... | D13/160   |
| 5,566,053 A *  | 10/1996 | Chou          | ..... | 361/753   |
| D401,555 S *   | 11/1998 | Tam           | ..... | D13/137.3 |
| D469,063 S *   | 1/2003  | Nieto et al.  | ..... | D13/137.2 |
| D514,067 S *   | 1/2006  | Lee           | ..... | D13/137.2 |
| D581,874 S *   | 12/2008 | Zhou          | ..... | D13/139.6 |
| 7,663,866 B2 * | 2/2010  | Lee et al.    | ..... | 361/601   |
| D626,071 S *   | 10/2010 | Su et al.     | ..... | D13/139.8 |
| D674,349 S *   | 1/2013  | Lee et al.    | ..... | D13/139.8 |

|                   |         |                 |       |           |
|-------------------|---------|-----------------|-------|-----------|
| D679,256 S *      | 4/2013  | Ericksen et al. | ..... | D13/156   |
| D695,693 S *      | 12/2013 | Lee et al.      | ..... | D13/152   |
| D703,139 S *      | 4/2014  | Dodal et al.    | ..... | D13/139.1 |
| D712,838 S *      | 9/2014  | Beldock et al.  | ..... | D13/139.5 |
| D715,225 S *      | 10/2014 | Mininger et al. | ..... | D13/139.4 |
| D721,043 S *      | 1/2015  | Tonnesen        | ..... | D13/156   |
| D721,653 S *      | 1/2015  | Lee et al.      | ..... | D13/139.3 |
| 2009/0294147 A1 * | 12/2009 | Stockton        | ..... | 174/56    |

\* cited by examiner

*Primary Examiner* — Holly Baynham

*Assistant Examiner* — Rhea Shields

(74) *Attorney, Agent, or Firm* — Taylor IP, P.C.

(57) **CLAIM**

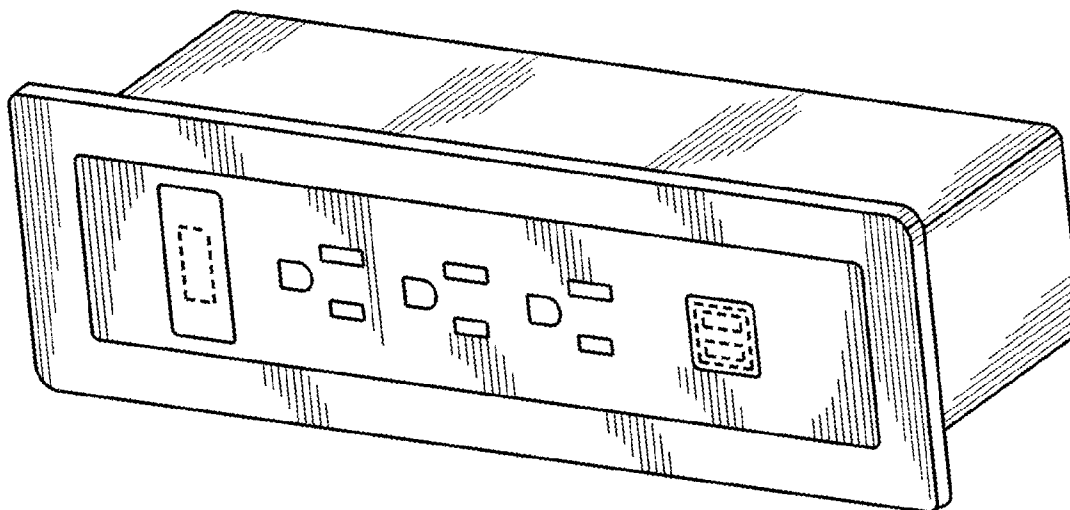
The ornamental design for a desktop receptacle, as shown and described.

**DESCRIPTION**

FIG. 1 is a front perspective view of a desktop receptacle showing our new design;  
 FIG. 2 is a rear perspective view thereof;  
 FIG. 3 is a top view thereof, additionally the bottom view is omitted because this view is identical to FIG. 3;  
 FIG. 4 is a front view thereof;  
 FIG. 5 is a side view thereof, additionally the opposite side view is omitted because this view is a mirror image of FIG. 5; and,  
 FIG. 6 is a rear view thereof.

In the drawings, the broken lines are for the purpose of illustrating environment only and form no part of the claimed design.

**1 Claim, 3 Drawing Sheets**



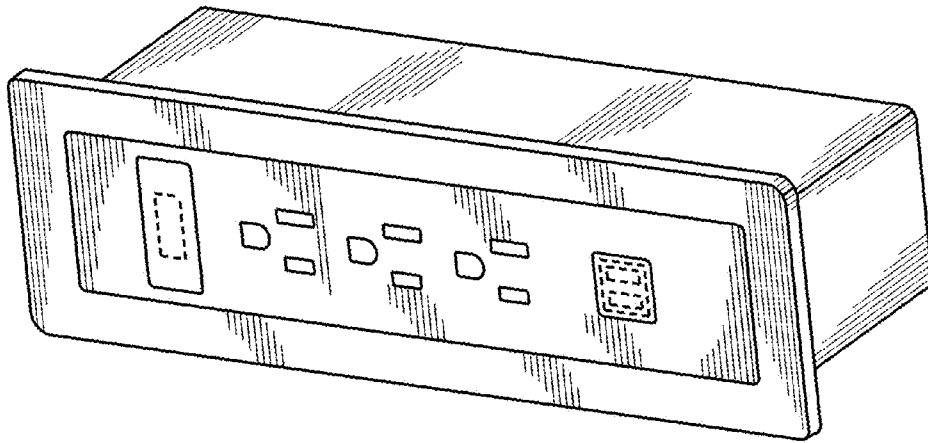


Fig. 1

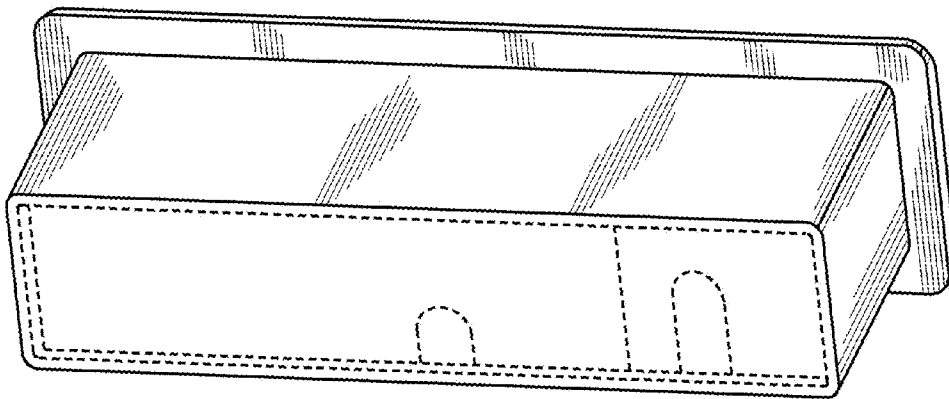


Fig. 2

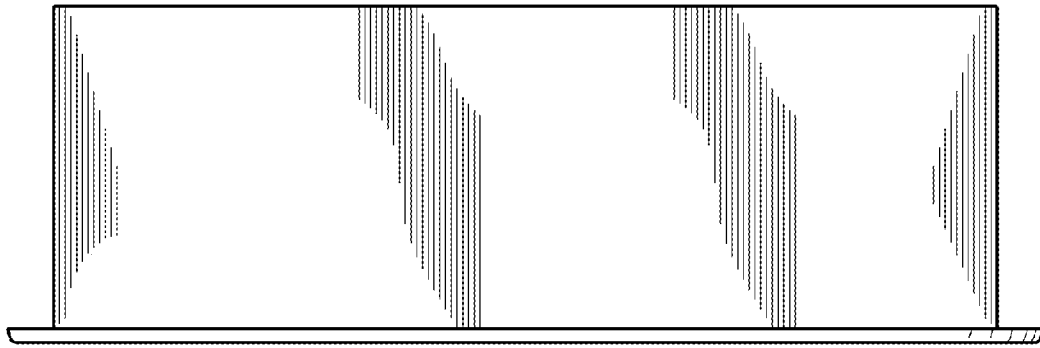


Fig. 3

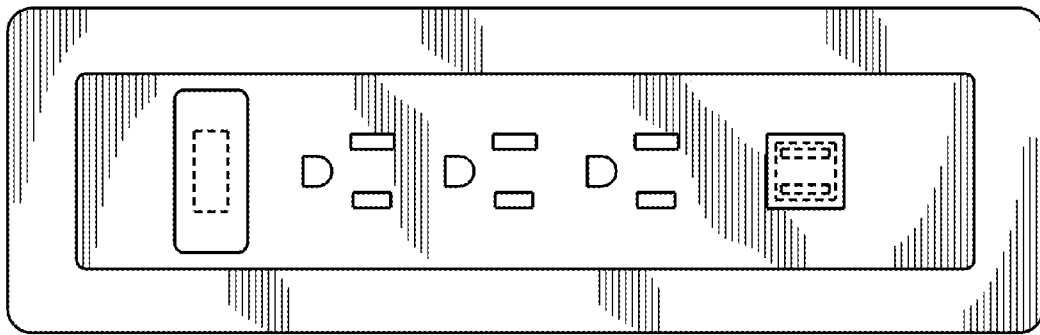


Fig. 4

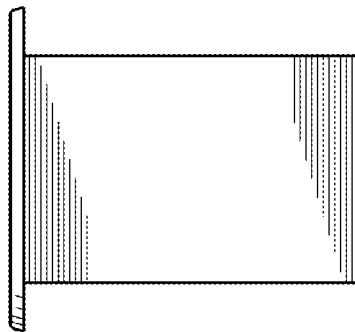


Fig. 5

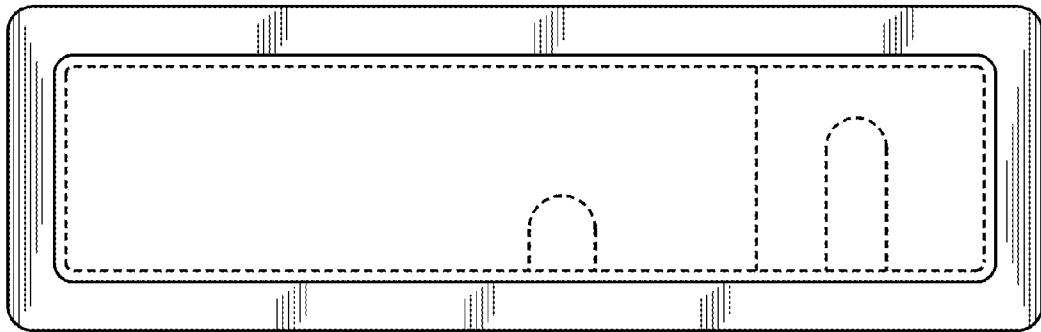


Fig. 6