



(86) Date de dépôt PCT/PCT Filing Date: 2001/12/06
 (87) Date publication PCT/PCT Publication Date: 2002/06/13
 (85) Entrée phase nationale/National Entry: 2003/06/06
 (86) N° demande PCT/PCT Application No.: US 2001/047866
 (87) N° publication PCT/PCT Publication No.: 2002/046197
 (30) Priorité/Priority: 2000/12/08 (60/254,161) US

(51) Cl.Int.⁷/Int.Cl.⁷ C07D 498/22, A61K 31/40
 (71) Demandeur/Applicant:
 ORTHO-MCNEIL PHARMACEUTICAL, INC., US
 (72) Inventeurs/Inventors:
 KUO, GEE-HONG, US;
 PROUTY, CATHERINE, US;
 DEANGELIS, ALAN, US;
 ZHANG, HAN-CHENG, US;
 DEMAREST, KEITH, US;
 CONWAY, BRUCE, US;
 LAN, SHEN, US;
 ...
 (74) Agent: OGILVY RENAULT

(54) Titre : COMPOSES MACRO-HETEROCYLIQUES UTILISES COMME INHIBITEURS DE KINASE
 (54) Title: MACROHETEROCYCLIC COMPOUNDS USEFUL AS KINASE INHIBITORS

(57) Abrégé/Abstract:

This invention is directed to macroheterocyclic compounds useful as kinase or dual-kinase inhibitors, methods for producing such compounds and methods for treating or ameliorating a kinase or dual-kinase mediated disorder.

(72) **Inventeurs(suite)/Inventors(continued)**: WHITE, KIMBERLY B., US; MARYOFF, BRUCE E., US;
SHAH, CHANDRA R., US; MURRAY, WILLIAM V., US; CONNOLLY, PETER, US

(12) INTERNATIONAL APPLICATION PUBLISHED UNDER THE PATENT COOPERATION TREATY (PCT)

(19) World Intellectual Property Organization
International Bureau



(43) International Publication Date
13 June 2002 (13.06.2002)

PCT

(10) International Publication Number
WO 02/46197 A1

- (51) International Patent Classification⁷: C07D 498/22, A61K 31/40
- (21) International Application Number: PCT/US01/47866
- (22) International Filing Date: 6 December 2001 (06.12.2001)
- (25) Filing Language: English
- (26) Publication Language: English
- (30) Priority Data:
60/254,161 8 December 2000 (08.12.2000) US
- (71) Applicant: ORTHO-MCNEIL PHARMACEUTICAL, INC. [US/US]; U.S. Route #202, P.O. Box 300, Raritan, NJ 08869-0602 (US).
- (72) Inventors: KUO, Gee-Hong; 3 Traveller Way, Scotch Plains, NJ 07076 (US). PROUTY, Catherine; 236 Windsor Way, Doylestown, PA 18901 (US). DEANGELIS, Alan; 108 Route 31 South, Pennington, NJ 08534 (US). ZHANG, Han-Cheng; 109 Bryan Way, Lansdale, PA 19446 (US).
- (74) Agents: JOHNSON, Philip, S. et al.; Johnson & Johnson, One Johnson & Johnson Plaza, New Brunswick, NJ 08933 (US).
- (81) Designated States (*national*): AE, AG, AL, AM, AT, AU, AZ, BA, BB, BG, BR, BY, BZ, CA, CH, CN, CO, CR, CU, CZ, DE, DK, DM, DZ, EC, EE, ES, FI, GB, GD, GE, GH, GM, HR, HU, ID, IL, IN, IS, JP, KE, KG, KP, KR, KZ, LC, LK, LR, LS, LT, LU, LV, MA, MD, MG, MK, MN, MW, MX, MZ, NO, NZ, PH, PL, PT, RO, RU, SD, SE, SG, SI, SK, SL, TJ, TM, TR, TT, TZ, UA, UG, UZ, VN, YU, ZA, ZW.
- (84) Designated States (*regional*): ARIPO patent (GH, GM, KE, LS, MW, MZ, SD, SL, SZ, TZ, UG, ZM, ZW), Eurasian patent (AM, AZ, BY, KG, KZ, MD, RU, TJ, TM), European patent (AT, BE, CH, CY, DE, DK, ES, FI, FR, GB, GR, IE, IT, LU, MC, NL, PT, SE, TR), OAPI patent (BF, BJ, CF, CG, CI, CM, GA, GN, GQ, GW, ML, MR, NE, SN, TD, TG).
- Published:**
- with international search report
 - before the expiration of the time limit for amending the claims and to be republished in the event of receipt of amendments
- For two-letter codes and other abbreviations, refer to the "Guidance Notes on Codes and Abbreviations" appearing at the beginning of each regular issue of the PCT Gazette.*

(54) Title: MACROHETEROCYCLIC COMPOUNDS USEFUL AS KINASE INHIBITORS

(57) Abstract: This invention is directed to macroheterocyclic compounds useful as kinase or dual-kinase inhibitors, methods for producing such compounds and methods for treating or ameliorating a kinase or dual-kinase mediated disorder.

WO 02/46197 A1

MACROHETEROCYCLIC COMPOUNDS USEFUL AS KINASE INHIBITORS

CROSS REFERENCE TO RELATED APPLICATIONS

This application claims priority from United States provisional application Serial No. 60/254,161, filed December 8, 2000.

5

FIELD OF THE INVENTION

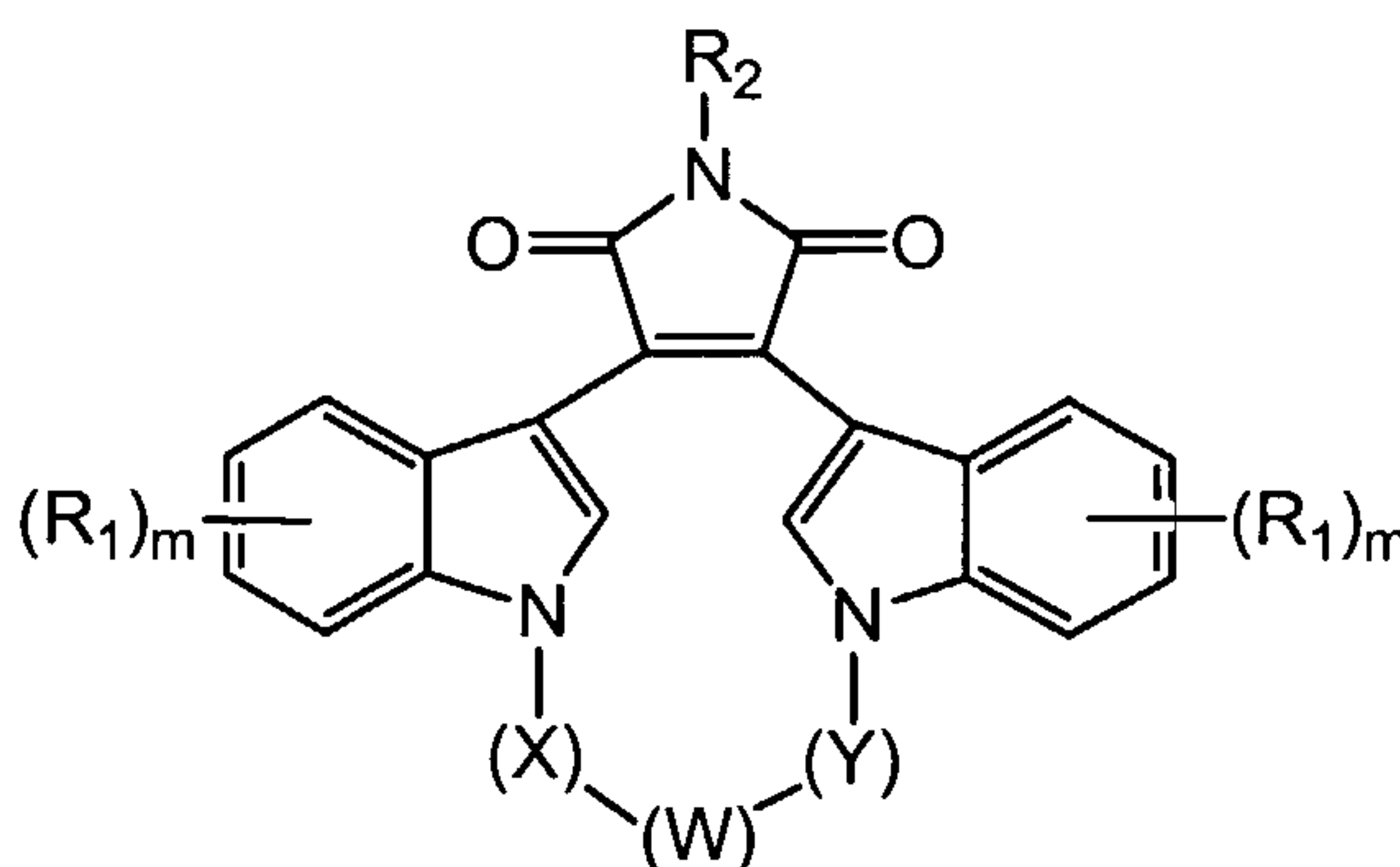
This invention is directed to certain novel macroheterocyclic compounds, methods for producing such compounds and methods for treating or ameliorating a kinase or dual-kinase mediated disorder. More particularly, this invention is directed to macroheterocyclic 1*H*-indole, 1*H*-pyrrolo[2,3-*b*]pyridine, 1*H*-pyrazolo[3,4-*b*]pyridine, and 1*H*-indazole compounds useful as selective kinase or dual-kinase inhibitors, methods for producing such compounds and methods for treating or ameliorating a kinase or dual-kinase mediated disorder.

10

BACKGROUND OF THE INVENTION

United States Patent 5,624,949 to Heath, Jr., et. al., describes bis-indolemaleimide derivatives of the formula:

15



wherein W is -O-, -S-, -SO-, -SO₂-, -CO-, C₂-C₆ alkylene, substituted alkylene, C₂-C₆ alkenylene, -aryl-, -aryl(CH₂)_mO-, -heterocycle-, -heterocycle-(CH₂)_mO-, -fused bicyclic-, -fused bicyclic-(CH₂)_mO-, -NR₃-, -NOR₃-, -CONH- or -NHCO-; X and Y are independently C₁-C₄ alkylene, substituted alkylene, or together, X, Y and W combine to form (CH₂)_n-AA-; R₁ is independently hydrogen, halo, C₁-C₄ alkyl, hydroxy, C₁-C₄ alkoxy, haloalkyl, nitro, NR₄R₅ or -NHCO(C₁-C₄)alkyl; R₂ is hydrogen, CH₃CO-, NH₂ or hydroxy; R₃ is hydrogen, (CH₂)_maryl, C₁-C₄ alkyl, -COO(C₁-C₄ alkyl), -CONR₄R₅, -C(C=NH)NH₂, -SO(C₁-C₄ alkyl), -SO₂(NR₄R₅) or -SO₂(C₁-C₄ alkyl); R₄ and R₅ are independently hydrogen, C₁-C₄ alkyl, phenyl, benzyl, or combine to the nitrogen to

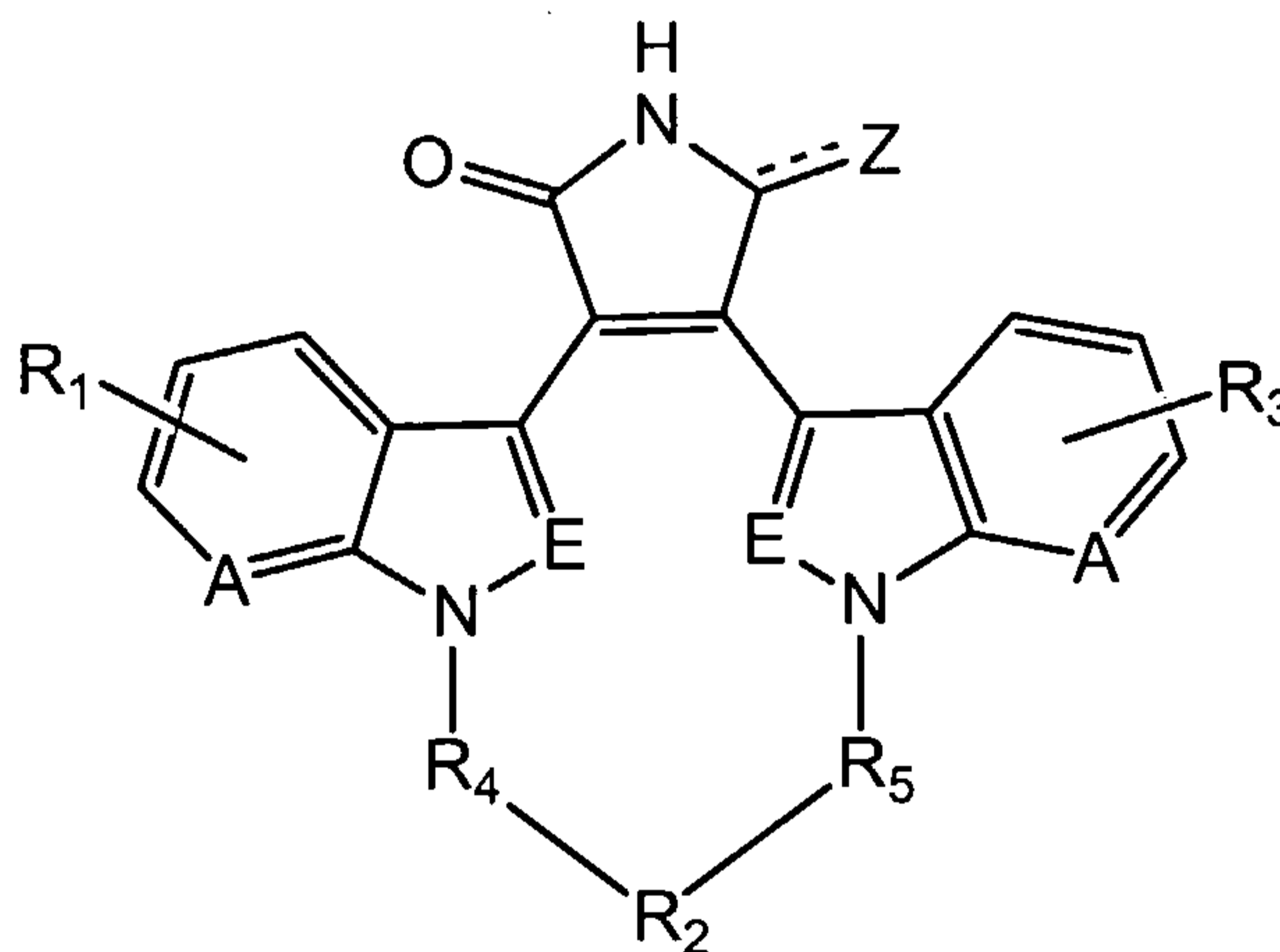
25

which they are bonded to form a saturated or unsaturated 5 or 6 member ring; AA is an amino acid residue; m is independently 0, 1, 2 or 3; and n is independently 2, 3, 4 or 5 as PKC inhibitors and as selective PKC β -I and PKC β -II inhibitors.

It is an object of the present invention to provide macroheterocyclic 1*H*-indole, 1*H*-pyrrolo[2,3-*b*]pyridine, 1*H*-pyrazolo[3,4-*b*]pyridine, and 1*H*-indazole compounds useful as a kinase or dual-kinase inhibitor (i.e., a compound capable of inhibiting two or more kinases such as, for example, a kinase selected from protein kinase C or glycogen synthase kinase-3; and, more particularly, a kinase selected from protein kinase C α , protein kinase C β -II, protein kinase C γ or glycogen synthase kinase-3 β), methods for their production and methods for treating or ameliorating a kinase or dual-kinase mediated disorder.

SUMMARY OF THE INVENTION

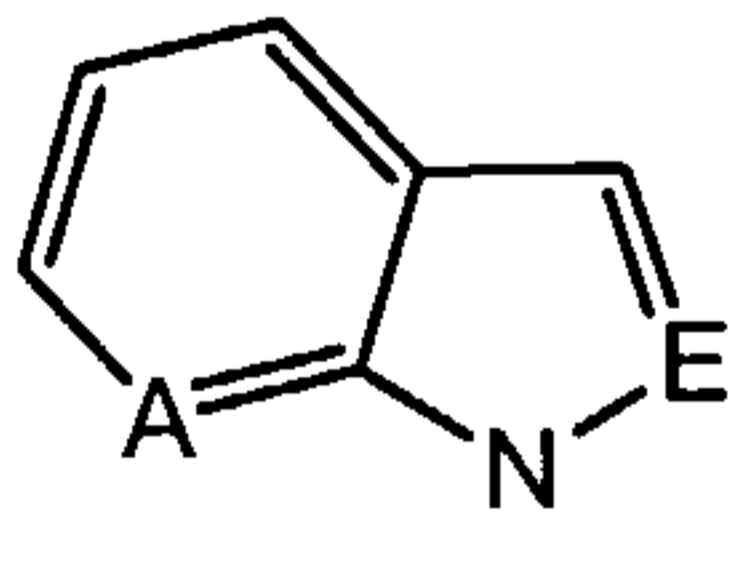
The present invention provides a macroheterocyclic compound of Formula (I):



Formula (I)

wherein

15 A and E are independently selected from the group consisting of a hydrogen substituted

carbon atom and a nitrogen atom; wherein  is independently selected from the group consisting of 1*H*-indole, 1*H*-pyrrolo[2,3-*b*]pyridine, 1*H*-pyrazolo[3,4-*b*]pyridine and 1*H*-indazole;

Z is selected from O; alternatively, Z is selected from dihydro; wherein each hydrogen atom is attached by a single bond;

R₄ and R₅ are independently selected from C₁₋₈alkyl, C₂₋₈alkenyl and C₂₋₈alkynyl optionally substituted with oxo;

5 R₂ is selected from the group consisting of -C₁₋₈alkyl-, -C₂₋₈alkenyl-, -C₂₋₈alkynyl-,
 -O-(C₁₋₈)alkyl-O-, -O-(C₂₋₈)alkenyl-O-, -O-(C₂₋₈)alkynyl-O-,
 -C(O)-(C₁₋₈)alkyl-C(O)- (wherein any of the foregoing alkyl, alkenyl and alkynyl
 linking groups are straight carbon chains optionally substituted with one to four
 substituents independently selected from the group consisting of C₁₋₈alkyl,
 10 C₁₋₈alkoxy, C₁₋₈alkoxy(C₁₋₈)alkyl, carboxyl, carboxyl(C₁₋₈)alkyl,
 -C(O)O-(C₁₋₈)alkyl, -C₁₋₈alkyl-C(O)O-(C₁₋₈)alkyl, amino (substituted with a
 substituent independently selected from the group consisting of hydrogen and
 C₁₋₄alkyl), amino(C₁₋₈)alkyl (wherein amino is substituted with a substituent
 independently selected from the group consisting of hydrogen and C₁₋₄alkyl),
 15 halogen, (halo)₁₋₃(C₁₋₈)alkyl, (halo)₁₋₃(C₁₋₈)alkoxy, hydroxy, hydroxy(C₁₋₈)alkyl and
 oxo; and, wherein any of the foregoing alkyl, alkenyl and alkynyl linking groups
 are optionally substituted with one to two substituents independently selected from
 the group consisting of heterocyclyl, aryl, heteroaryl, heterocyclyl(C₁₋₈)alkyl,
 aryl(C₁₋₈)alkyl, heteroaryl(C₁₋₈)alkyl, spirocycloalkyl and spiroheterocyclyl
 20 (wherein any of the foregoing cycloalkyl, heterocyclyl, aryl and heteroaryl
 substituents are optionally substituted with one to four substituents independently
 selected from the group consisting of C₁₋₈alkyl, C₁₋₈alkoxy, C₁₋₈alkoxy(C₁₋₈)alkyl,
 carboxyl, carboxyl(C₁₋₈)alkyl, amino (substituted with a substituent independently
 selected from the group consisting of hydrogen and C₁₋₄alkyl), amino(C₁₋₈)alkyl
 25 (wherein amino is substituted with a substituent independently selected from the
 group consisting of hydrogen and C₁₋₄alkyl), halogen, (halo)₁₋₃(C₁₋₈)alkyl,
 (halo)₁₋₃(C₁₋₈)alkoxy, hydroxy and hydroxy(C₁₋₈)alkyl; and, wherein any of the
 foregoing heterocyclyl substituents are optionally substituted with oxo)),
 cycloalkyl, heterocyclyl, aryl, heteroaryl (wherein cycloalkyl, heterocyclyl, aryl and
 30 heteroaryl are optionally substituted with one to four substituents independently

selected from the group consisting of C₁₋₈alkyl, C₁₋₈alkoxy, C₁₋₈alkoxy(C₁₋₈)alkyl, carboxyl, carboxyl(C₁₋₈)alkyl, amino (substituted with a substituent independently selected from the group consisting of hydrogen and C₁₋₄alkyl), amino(C₁₋₈)alkyl (wherein amino is substituted with a substituent independently selected from the group consisting of hydrogen and C₁₋₄alkyl), halogen, (halo)₁₋₃(C₁₋₈)alkyl, (halo)₁₋₃(C₁₋₈)alkoxy, hydroxy and hydroxy(C₁₋₈)alkyl; and, wherein heterocyclyl is optionally substituted with oxo), -(O-(CH₂)₁₋₆)₀₋₅-O-, -O-(CH₂)₁₋₆-O-(CH₂)₁₋₆-O-, -O-(CH₂)₁₋₆-O-(CH₂)₁₋₆-O-(CH₂)₁₋₆-O-, -(O-(CH₂)₁₋₆)₀₋₅-NR₆-, -O-(CH₂)₁₋₆-NR₆-(CH₂)₁₋₆-O-, -O-(CH₂)₁₋₆-O-(CH₂)₁₋₆-NR₆-, -(O-(CH₂)₁₋₆)₀₋₅-S-, -O-(CH₂)₁₋₆-S-(CH₂)₁₋₆-O-, -O-(CH₂)₁₋₆-O-(CH₂)₁₋₆-S-, -NR₆-, -NR₆-NR₇-, -NR₆-(CH₂)₁₋₆-NR₇-, -NR₆-(CH₂)₁₋₆-NR₇-(CH₂)₁₋₆-NR₈-, -NR₆-C(O)-, -C(O)-NR₆-, -C(O)-(CH₂)₀₋₆-NR₆-(CH₂)₀₋₆-C(O)-, -NR₆-(CH₂)₀₋₆-C(O)-(CH₂)₁₋₆-C(O)-(CH₂)₀₋₆-NR₇-, -NR₆-C(O)-NR₇-, -NR₆-C(NR₇)-NR₈-, -O-(CH₂)₁₋₆-NR₆-(CH₂)₁₋₆-S-, -S-(CH₂)₁₋₆-NR₆-(CH₂)₁₋₆-O-, -S-(CH₂)₁₋₆-NR₆-(CH₂)₁₋₆-S-, -NR₆-(CH₂)₁₋₆-S-(CH₂)₁₋₆-NR₇- and -SO₂- (wherein R₆, R₇ and R₈ are independently selected from the group consisting of hydrogen, C₁₋₈alkyl, C₁₋₈alkoxy(C₁₋₈)alkyl, carboxyl(C₁₋₈)alkyl, amino(C₁₋₈)alkyl (wherein amino is substituted with a substituent independently selected from the group consisting of hydrogen and C₁₋₄alkyl), hydroxy(C₁₋₈)alkyl, heterocyclyl(C₁₋₈)alkyl, aryl(C₁₋₈)alkyl and heteroaryl(C₁₋₈)alkyl (wherein the foregoing heterocyclyl, aryl and heteroaryl substituents are optionally substituted with one to four substituents independently selected from the group consisting of C₁₋₈alkyl, C₁₋₈alkoxy, C₁₋₈alkoxy(C₁₋₈)alkyl, carboxyl, carboxyl(C₁₋₈)alkyl, amino (substituted with a substituent independently selected from the group consisting of hydrogen and C₁₋₄alkyl), amino(C₁₋₈)alkyl (wherein amino is substituted with a substituent independently selected from the group consisting of hydrogen and C₁₋₄alkyl), halogen, (halo)₁₋₃(C₁₋₈)alkyl, (halo)₁₋₃(C₁₋₈)alkoxy, hydroxy and hydroxy(C₁₋₈)alkyl; and, wherein heterocyclyl is optionally substituted with oxo));

with the proviso that, if A and E are selected from a hydrogen substituted carbon atom, then R₂ is selected from the group consisting of -C₂₋₈alkynyl-, -O-(C₁₋₈)alkyl-O-, -O-(C₂₋₈)alkenyl-O-, -O-(C₂₋₈)alkynyl-O-, -C(O)-(C₁₋₈)alkyl-C(O)- (wherein any of the foregoing alkyl, alkenyl and alkynyl linking groups are straight carbon chains optionally substituted with one to four substituents independently selected from the

group consisting of C₁₋₈alkyl, C₁₋₈alkoxy, C₁₋₈alkoxy(C₁₋₈)alkyl, carboxyl, carboxyl(C₁₋₈)alkyl, -C(O)O-(C₁₋₈)alkyl, -C₁₋₈alkyl-C(O)O-(C₁₋₈)alkyl, amino (substituted with a substituent independently selected from the group consisting of hydrogen and C₁₋₄alkyl), amino(C₁₋₈)alkyl (wherein amino is substituted with a substituent independently selected from the group consisting of hydrogen and C₁₋₄alkyl), halogen, (halo)₁₋₃(C₁₋₈)alkyl, (halo)₁₋₃(C₁₋₈)alkoxy, hydroxy, hydroxy(C₁₋₈)alkyl and oxo; and, wherein any of the foregoing alkyl, alkenyl and alkynyl linking groups are optionally substituted with one to two substituents independently selected from the group consisting of heterocyclyl, aryl, heteroaryl, heterocyclyl(C₁₋₈)alkyl, aryl(C₁₋₈)alkyl, heteroaryl(C₁₋₈)alkyl, spirocycloalkyl and spiroheterocyclyl (wherein any of the foregoing cycloalkyl, heterocyclyl, aryl and heteroaryl substituents are optionally substituted with one to four substituents independently selected from the group consisting of C₁₋₈alkyl, C₁₋₈alkoxy, C₁₋₈alkoxy(C₁₋₈)alkyl, carboxyl, carboxyl(C₁₋₈)alkyl, amino (substituted with a substituent independently selected from the group consisting of hydrogen and C₁₋₄alkyl), amino(C₁₋₈)alkyl (wherein amino is substituted with a substituent independently selected from the group consisting of hydrogen and C₁₋₄alkyl), halogen, (halo)₁₋₃(C₁₋₈)alkyl, (halo)₁₋₃(C₁₋₈)alkoxy, hydroxy and hydroxy(C₁₋₈)alkyl; and, wherein any of the foregoing heterocyclyl substituents are optionally substituted with oxo)), cycloalkyl (wherein cycloalkyl is optionally substituted with one to four substituents independently selected from the group consisting of C₁₋₈alkyl, C₁₋₈alkoxy, C₁₋₈alkoxy(C₁₋₈)alkyl, carboxyl, carboxyl(C₁₋₈)alkyl, amino (substituted with a substituent independently selected from the group consisting of hydrogen and C₁₋₄alkyl), amino(C₁₋₈)alkyl (wherein amino is substituted with a substituent independently selected from the group consisting of hydrogen and C₁₋₄alkyl), halogen, (halo)₁₋₃(C₁₋₈)alkyl, (halo)₁₋₃(C₁₋₈)alkoxy, hydroxy and hydroxy(C₁₋₈)alkyl), -(O-(CH₂)₁₋₆)₁₋₅-O-, -O-(CH₂)₁₋₆-O-(CH₂)₁₋₆-O-, -O-(CH₂)₁₋₆-O-(CH₂)₁₋₆-O-(CH₂)₁₋₆-O-, -(O-(CH₂)₁₋₆)₁₋₅-NR₆-, -O-(CH₂)₁₋₆-NR₆-(CH₂)₁₋₆-O-, -O-(CH₂)₁₋₆-O-(CH₂)₁₋₆-NR₆-, -(O-(CH₂)₁₋₆)₀₋₅-S-, -O-(CH₂)₁₋₆-S-(CH₂)₁₋₆-O-, -O-(CH₂)₁₋₆-O-(CH₂)₁₋₆-S-, -NR₆-NR₇-, -NR₆-(CH₂)₁₋₆-NR₇-, -NR₆-(CH₂)₁₋₆-NR₇-(CH₂)₁₋₆-NR₈-, -NR₉-C(O)-, -C(O)-NR₉-, -C(O)-(CH₂)₀₋₆-NR₆-(CH₂)₀₋₆-C(O)-, -NR₆-(CH₂)₀₋₆-C(O)-(CH₂)₁₋₆-C(O)-(CH₂)₀₋₆-NR₇-, -NR₆-C(O)-NR₇-,

-NR₆-C(NR₇)-NR₈-, -O-(CH₂)₁₋₆-NR₆-(CH₂)₁₋₆-S-, -S-(CH₂)₁₋₆-NR₆-(CH₂)₁₋₆-O-,
 -S-(CH₂)₁₋₆-NR₆-(CH₂)₁₋₆-S- and -NR₆-(CH₂)₁₋₆-S-(CH₂)₁₋₆-NR₇- (wherein R₆, R₇
 and R₈ are independently selected from the group consisting of hydrogen, C₁₋₈alkyl,
 C₁₋₈alkoxy(C₁₋₈)alkyl, carboxyl(C₁₋₈)alkyl, amino(C₁₋₈)alkyl (wherein amino is
 5 substituted with a substituent independently selected from the group consisting of
 hydrogen and C₁₋₄alkyl), hydroxy(C₁₋₈)alkyl, heterocyclyl(C₁₋₈)alkyl, aryl(C₁₋₈)alkyl
 and heteroaryl(C₁₋₈)alkyl (wherein the foregoing heterocyclyl, aryl and heteroaryl
 substituents are optionally substituted with one to four substituents independently
 selected from the group consisting of C₁₋₈alkyl, C₁₋₈alkoxy, C₁₋₈alkoxy(C₁₋₈)alkyl,
 10 carboxyl, carboxyl(C₁₋₈)alkyl, amino (substituted with a substituent independently
 selected from the group consisting of hydrogen and C₁₋₄alkyl), amino(C₁₋₈)alkyl
 (wherein amino is substituted with a substituent independently selected from the
 group consisting of hydrogen and C₁₋₄alkyl), halogen, (halo)₁₋₃(C₁₋₈)alkyl,
 (halo)₁₋₃(C₁₋₈)alkoxy, hydroxy and hydroxy(C₁₋₈)alkyl; and, wherein heterocyclyl is
 15 optionally substituted with oxo); and, wherein R₉ is selected from the group
 consisting of C₁₋₈alkyl, C₁₋₈alkoxy(C₁₋₈)alkyl, carboxyl(C₁₋₈)alkyl, amino(C₁₋₈)alkyl
 (wherein amino is substituted with a substituent independently selected from the
 group consisting of hydrogen and C₁₋₄alkyl), hydroxy(C₁₋₈)alkyl,
 heterocyclyl(C₁₋₈)alkyl, aryl(C₁₋₈)alkyl and heteroaryl(C₁₋₈)alkyl (wherein the
 20 foregoing heterocyclyl, aryl and heteroaryl substituents are optionally substituted
 with one to four substituents independently selected from the group consisting of
 C₁₋₈alkyl, C₁₋₈alkoxy, C₁₋₈alkoxy(C₁₋₈)alkyl, carboxyl, carboxyl(C₁₋₈)alkyl, amino
 (substituted with a substituent independently selected from the group consisting of
 hydrogen and C₁₋₄alkyl), amino(C₁₋₈)alkyl (wherein amino is substituted with a
 25 substituent independently selected from the group consisting of hydrogen and
 C₁₋₄alkyl), halogen, (halo)₁₋₃(C₁₋₈)alkyl, (halo)₁₋₃(C₁₋₈)alkoxy, hydroxy and
 hydroxy(C₁₋₈)alkyl; and, wherein heterocyclyl is optionally substituted with oxo));
 and,

R₁ and R₃ are independently selected from the group consisting of hydrogen, C₁₋₈alkyl,
 30 C₂₋₈alkenyl, C₂₋₈alkynyl (wherein alkyl, alkenyl and alkynyl are optionally
 substituted with a substituent selected from the group consisting of C₁₋₈alkoxy,
 alkoxy(C₁₋₈)alkyl, carboxyl, carboxyl(C₁₋₈)alkyl, amino (substituted with a

substituent independently selected from the group consisting of hydrogen and C₁₋₄alkyl), amino(C₁₋₈)alkyl (wherein amino is substituted with a substituent independently selected from the group consisting of hydrogen and C₁₋₄alkyl), (halo)₁₋₃, (halo)₁₋₃(C₁₋₈)alkyl, (halo)₁₋₃(C₁₋₈)alkoxy, hydroxy, hydroxy(C₁₋₈)alkyl and oxo), C₁₋₈alkoxy, C₁₋₈alkoxycarbonyl, (halo)₁₋₃(C₁₋₈)alkoxy, C₁₋₈alkylthio, aryl, heteroaryl (wherein aryl and heteroaryl are optionally substituted with a substituent selected from the group consisting of C₁₋₈alkyl, C₁₋₈alkoxy, alkoxy(C₁₋₈)alkyl, carboxyl, carboxyl(C₁₋₈)alkyl, amino (substituted with a substituent independently selected from the group consisting of hydrogen and C₁₋₄alkyl), amino(C₁₋₈)alkyl (wherein amino is substituted with a substituent independently selected from the group consisting of hydrogen and C₁₋₄alkyl), halogen, (halo)₁₋₃(C₁₋₈)alkyl, (halo)₁₋₃(C₁₋₈)alkoxy, hydroxy and hydroxy(C₁₋₈)alkyl), amino (substituted with a substituent independently selected from the group consisting of hydrogen and C₁₋₄alkyl), cyano, halogen, hydroxy and nitro;

and pharmaceutically acceptable salts thereof.

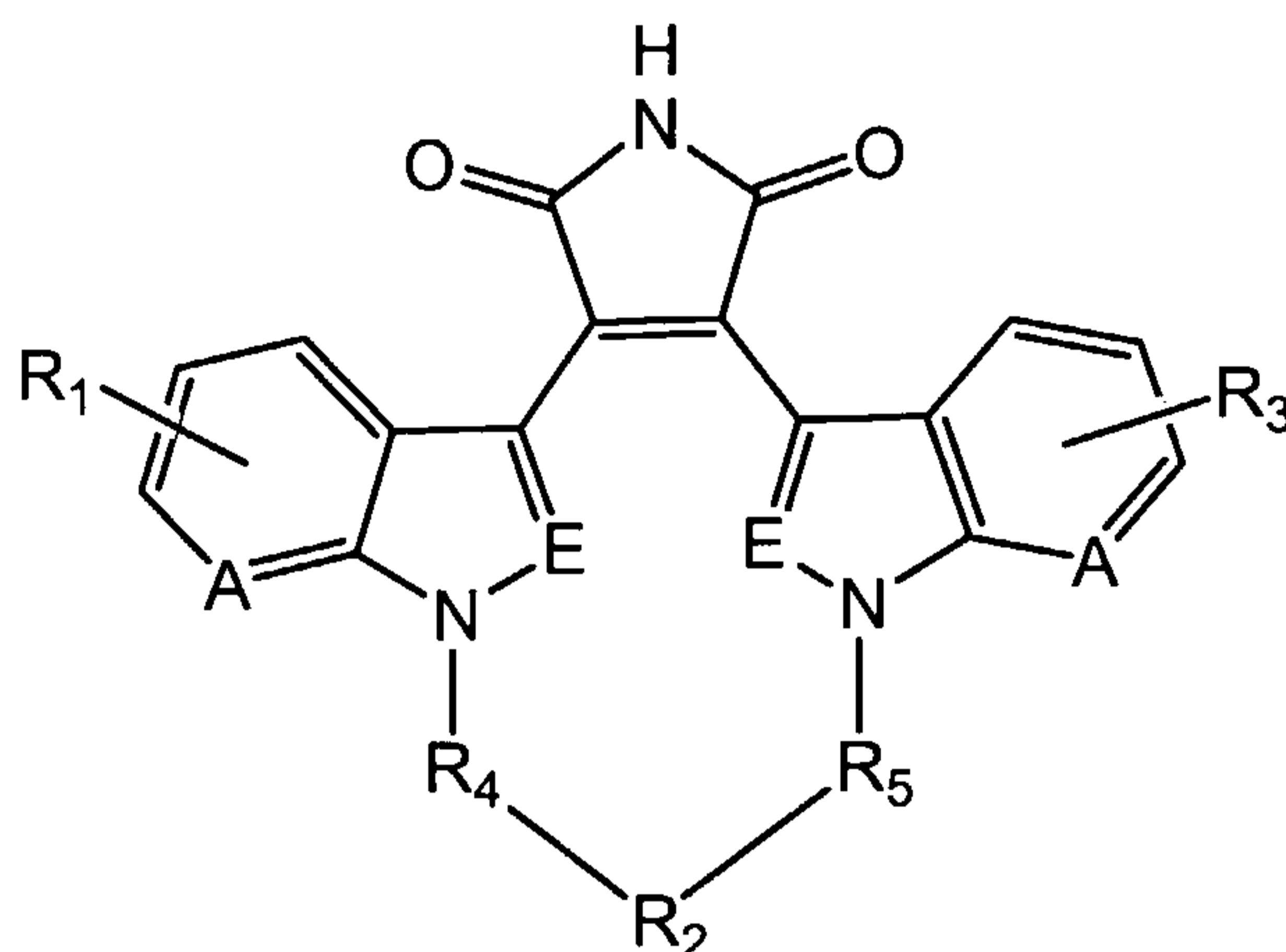
The present invention is directed to macroheterocyclic compounds useful as a selective kinase or dual-kinase inhibitor; preferably as inhibitors of kinases selected from protein kinase C or glycogen synthase kinase-3; and, more particularly, a kinase selected from protein kinase C α , protein kinase C β -II, protein kinase C γ or glycogen synthase kinase-3 β .

The present invention is also directed to methods for producing the instant macroheterocyclic compounds and pharmaceutical compositions and medicaments thereof.

The present invention is further directed to methods for treating or ameliorating a kinase or dual-kinase mediated disorder. In particular, the method of the present invention is directed to treating or ameliorating a kinase mediated disorder such as, but not limited to, cardiovascular diseases, diabetes, diabetes-associated disorders, inflammatory diseases, immunological disorders, dermatological disorders, oncological disorders and CNS (Central Nervous System) disorders.

DETAILED DESCRIPTION OF THE INVENTION

In a preferred embodiment of the present invention, a compound of Formula (I) is a compound of Formula (Iaa):

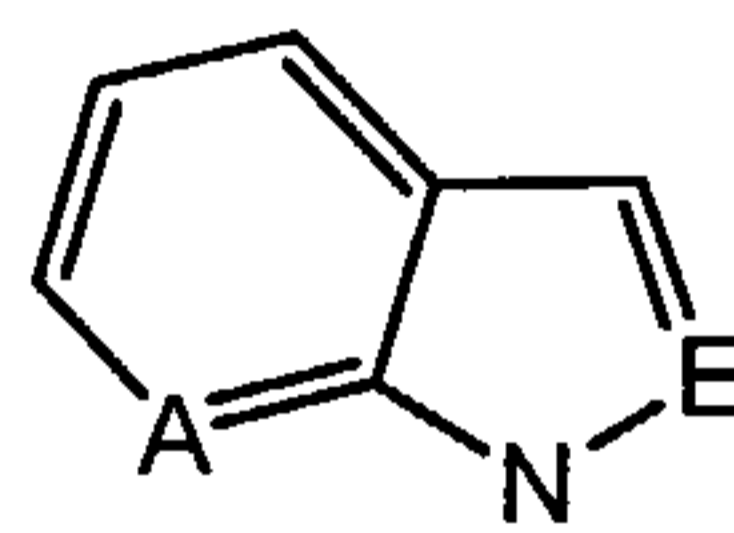


Formula (Iaa)

wherein

- 5 A and E are independently selected from the group consisting of a hydrogen substituted

carbon atom and a nitrogen atom; wherein

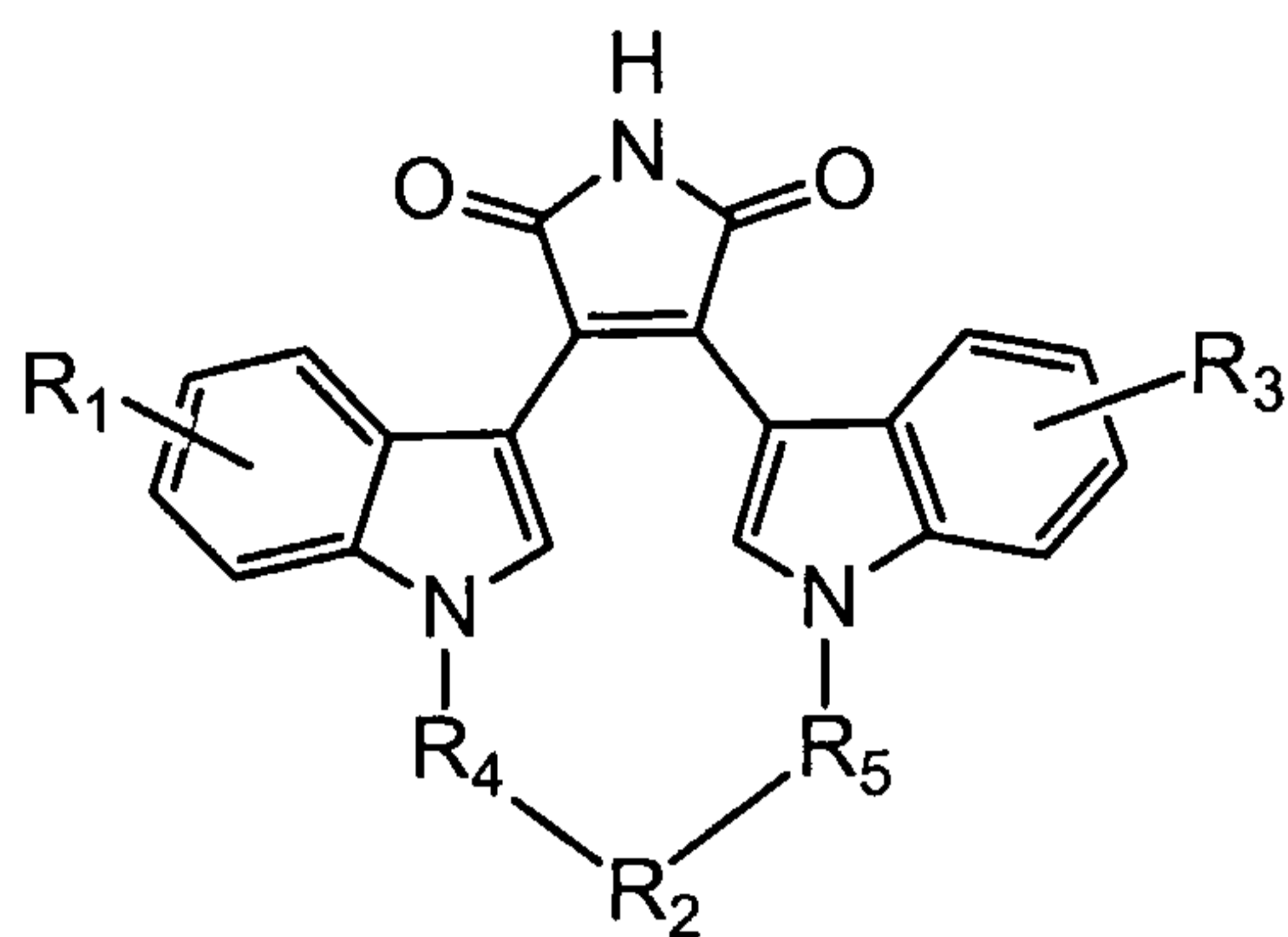


is independently selected from the group consisting of 1*H*-indole, 1*H*-pyrrolo[2,3-*b*]pyridine and 1*H*-indazole;

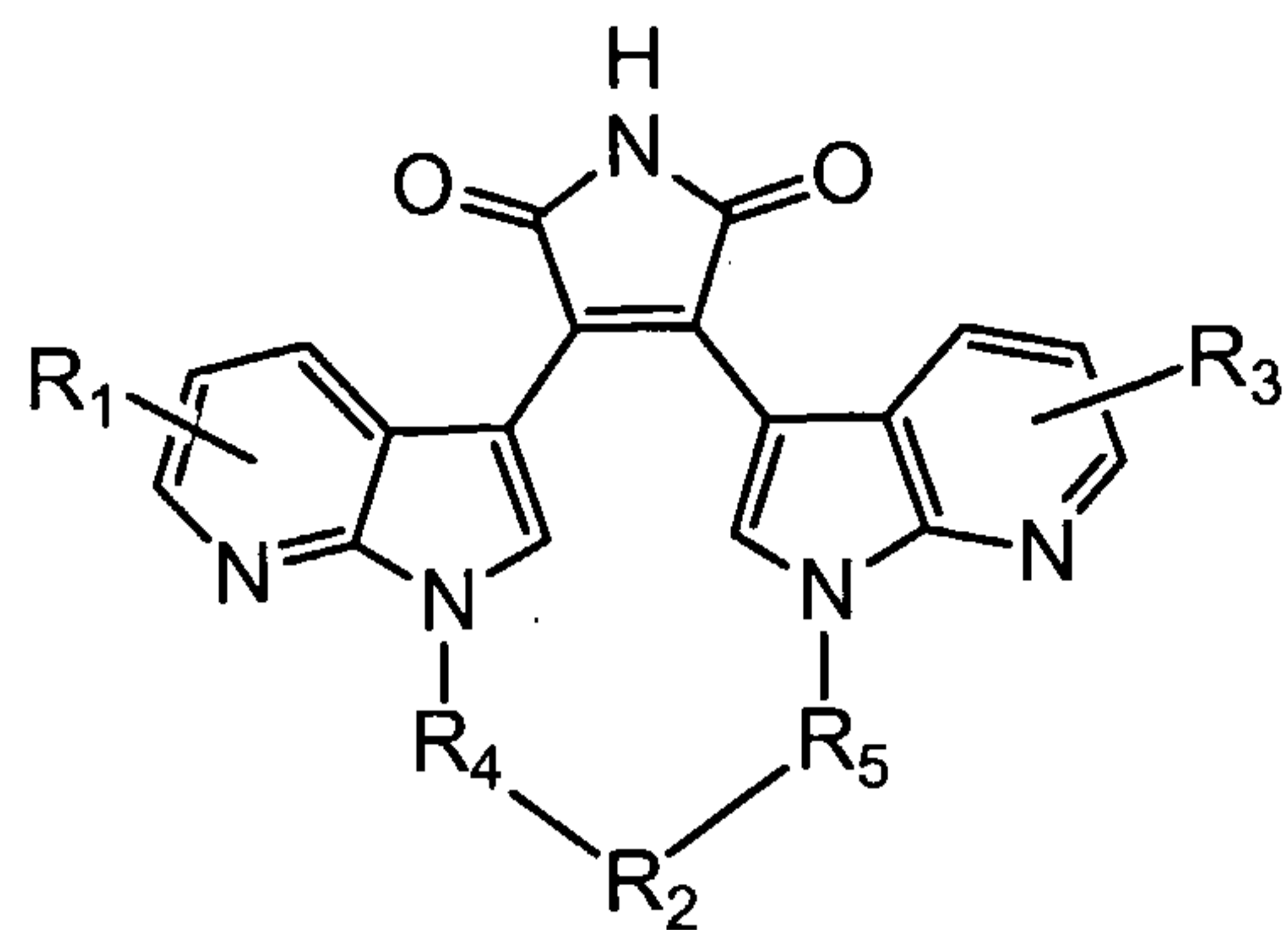
and, all other variables are as previously defined;

- 10 and, pharmaceutically acceptable salts thereof.

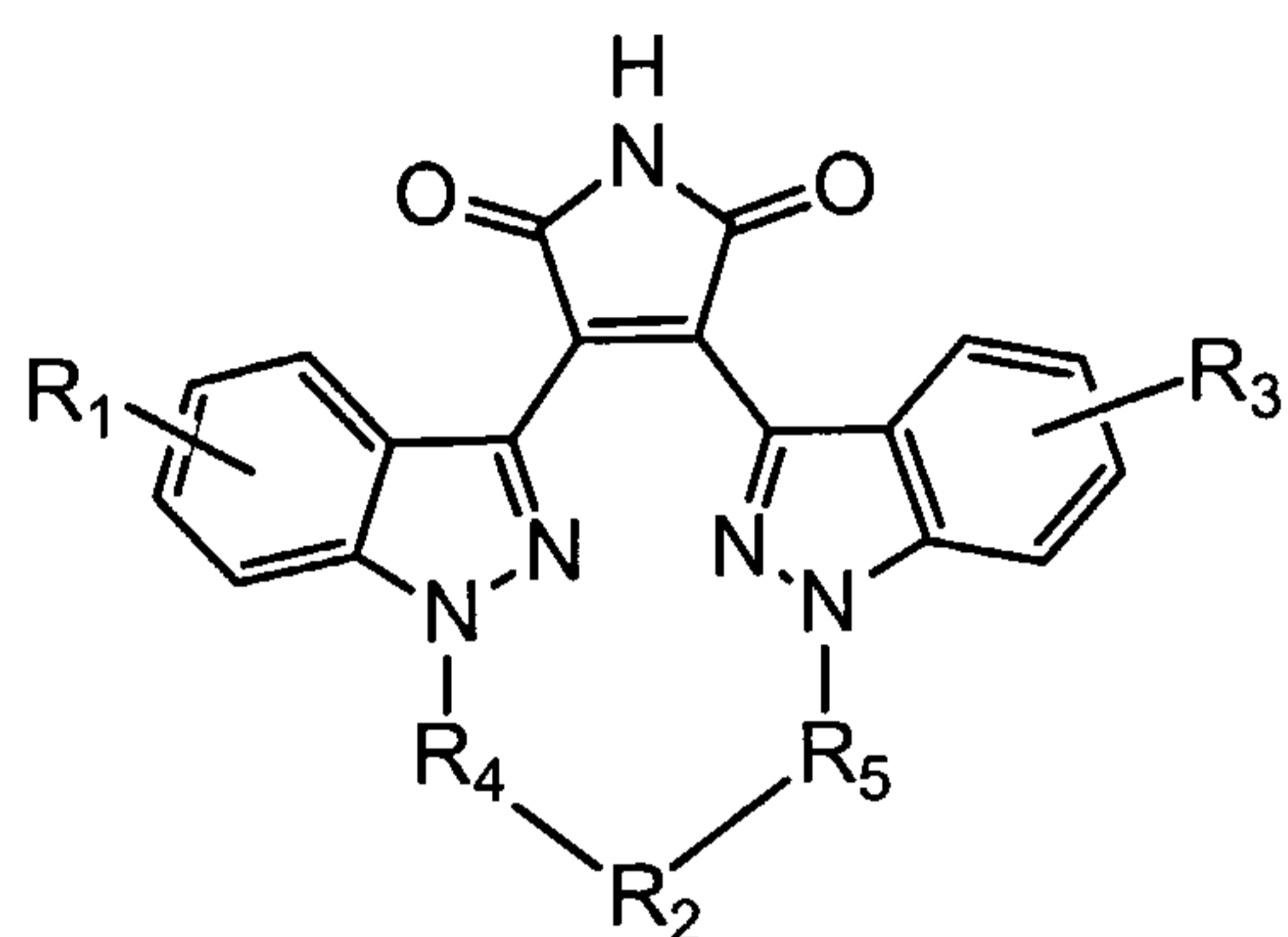
More preferably, a compound of Formula (I), as referenced in the summary, is a compound selected from the group consisting of:



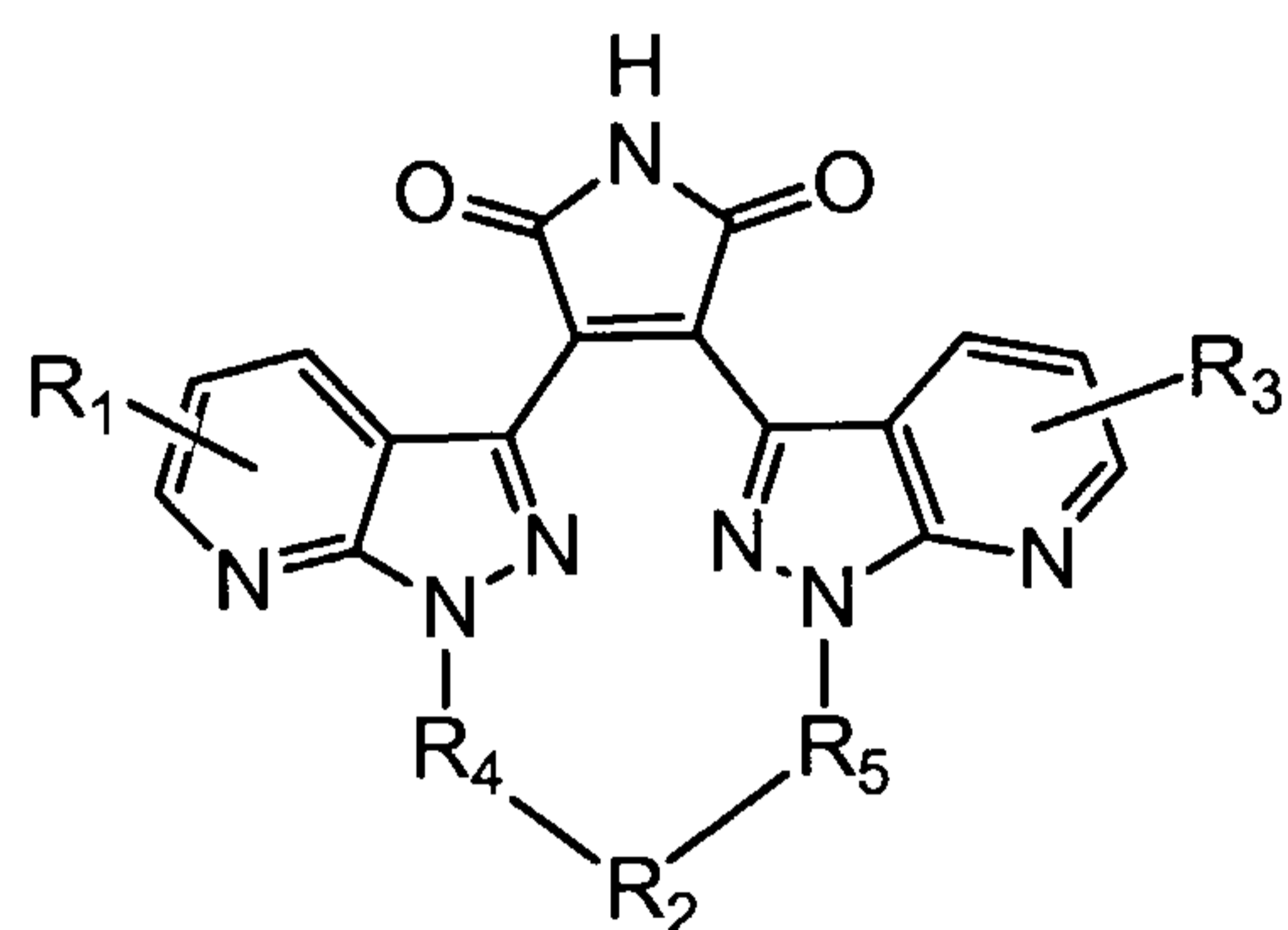
Formula (Ia)



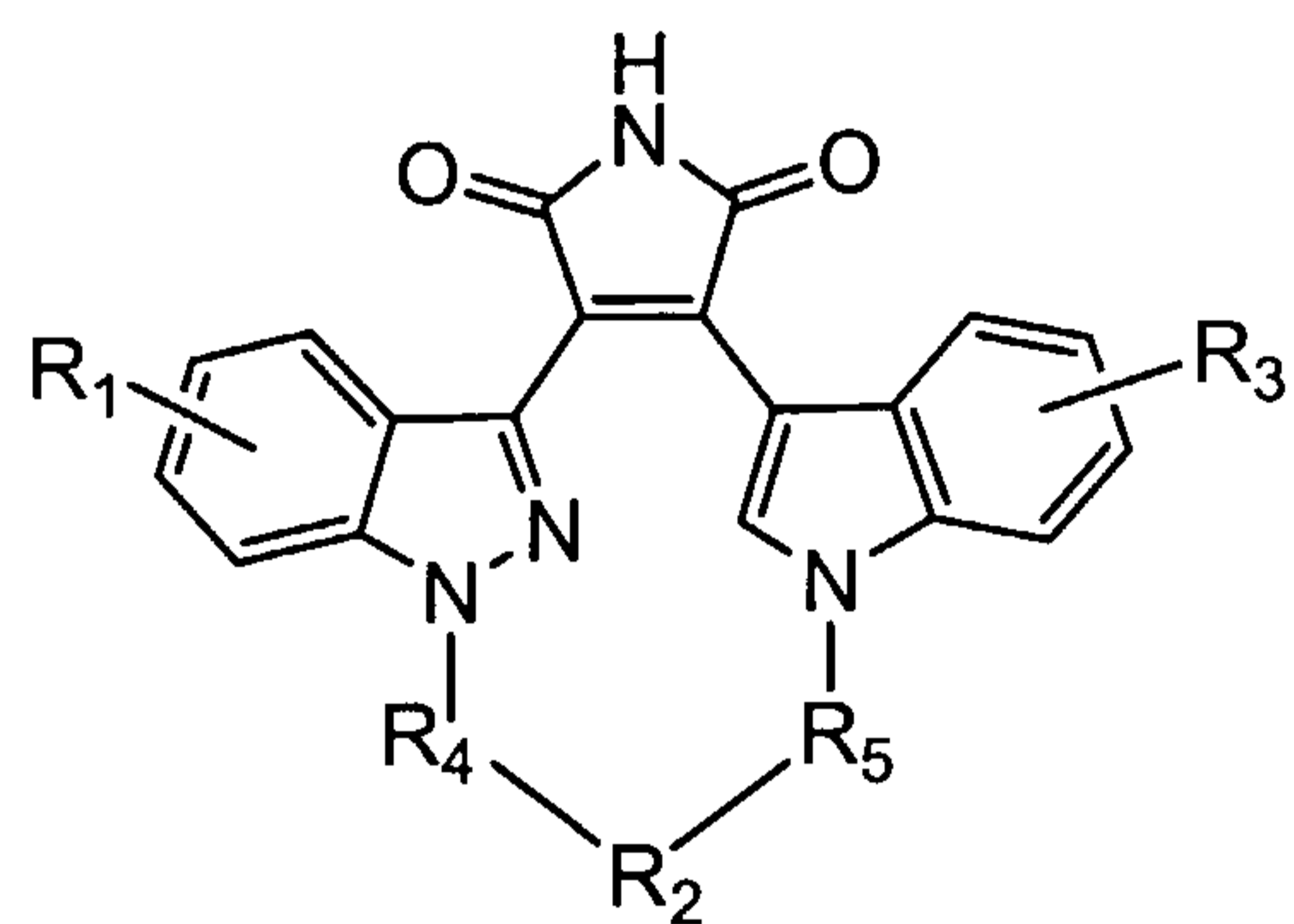
Formula (Ib)



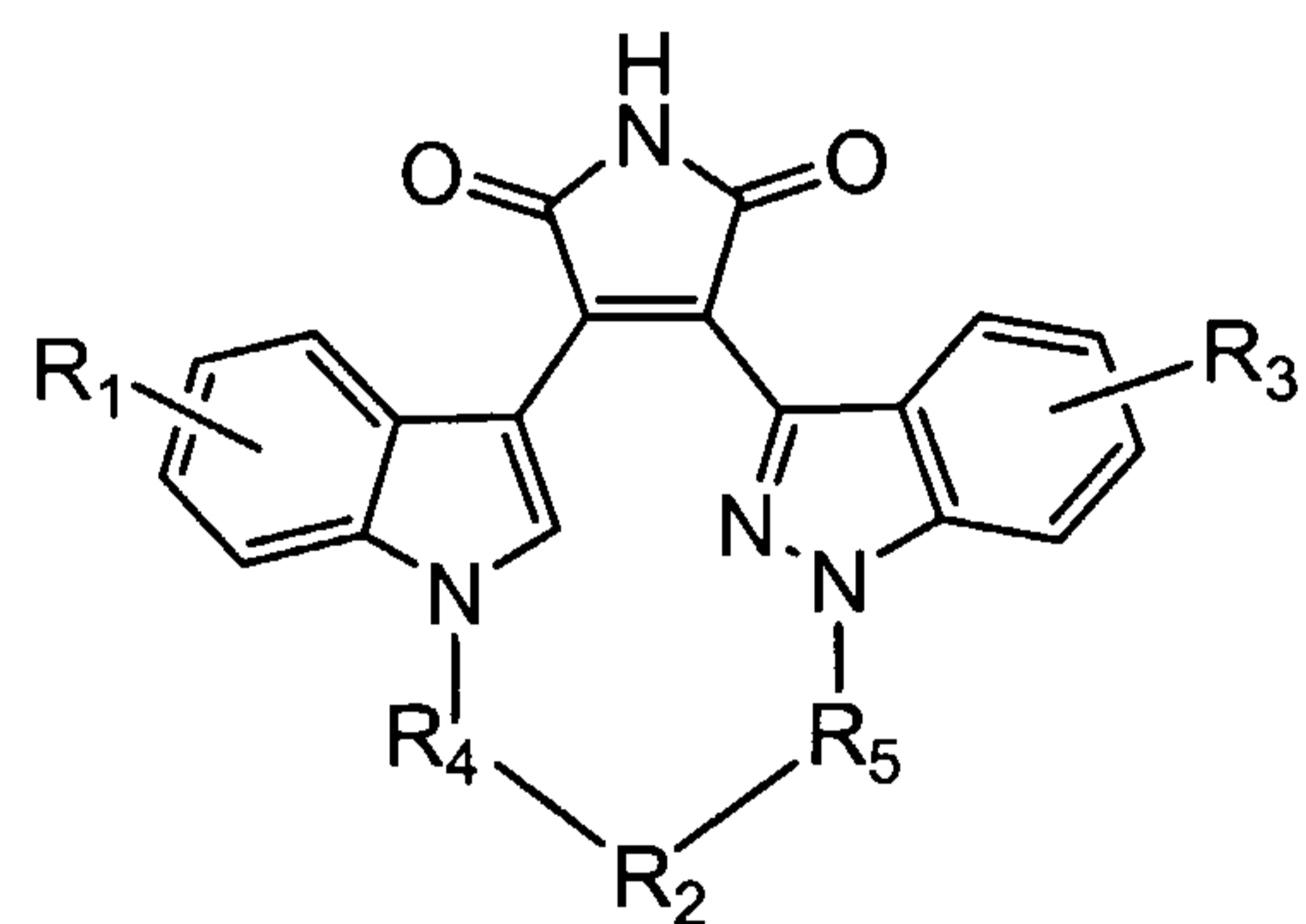
Formula (Ic)



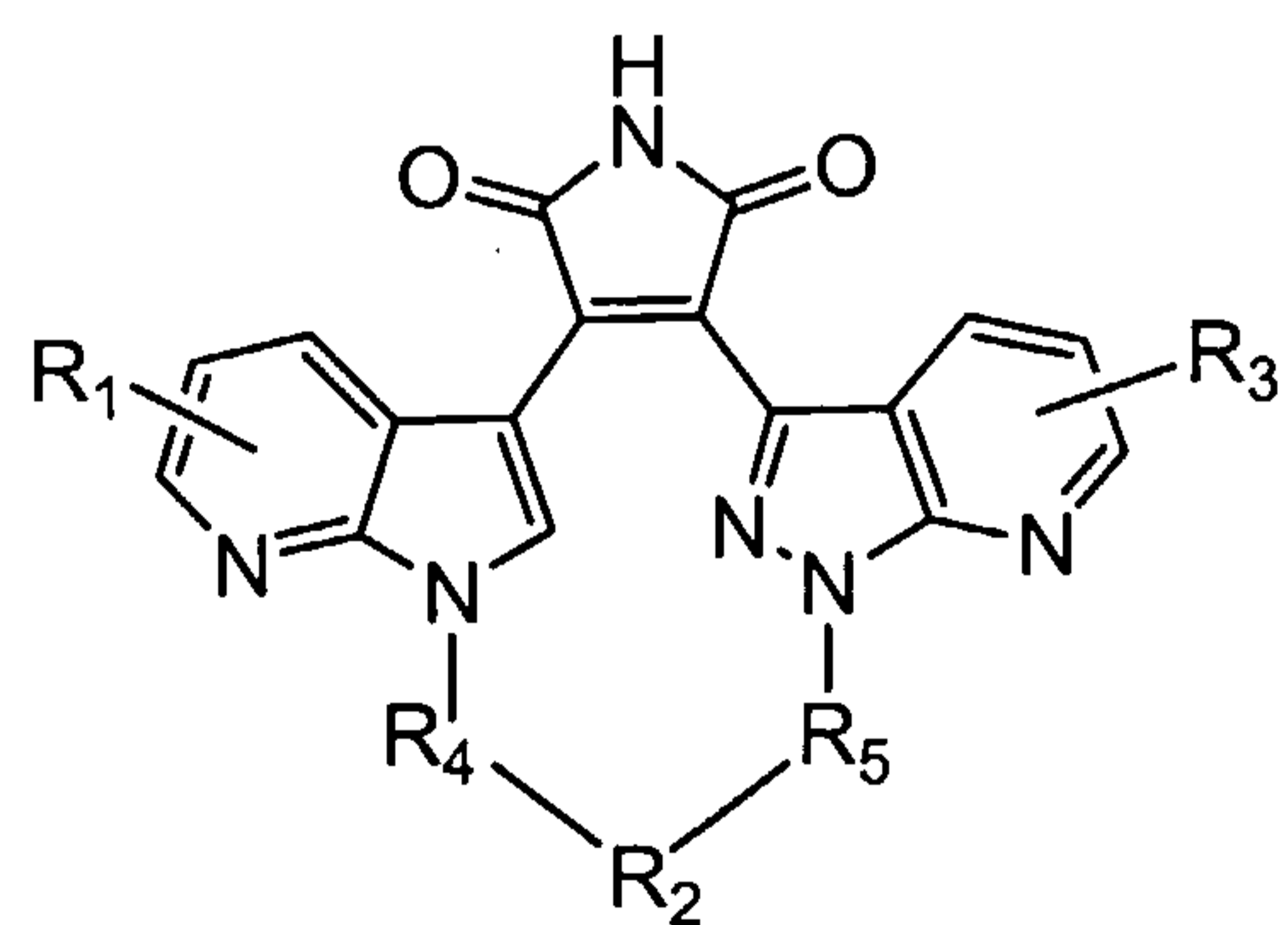
Formula (Id)



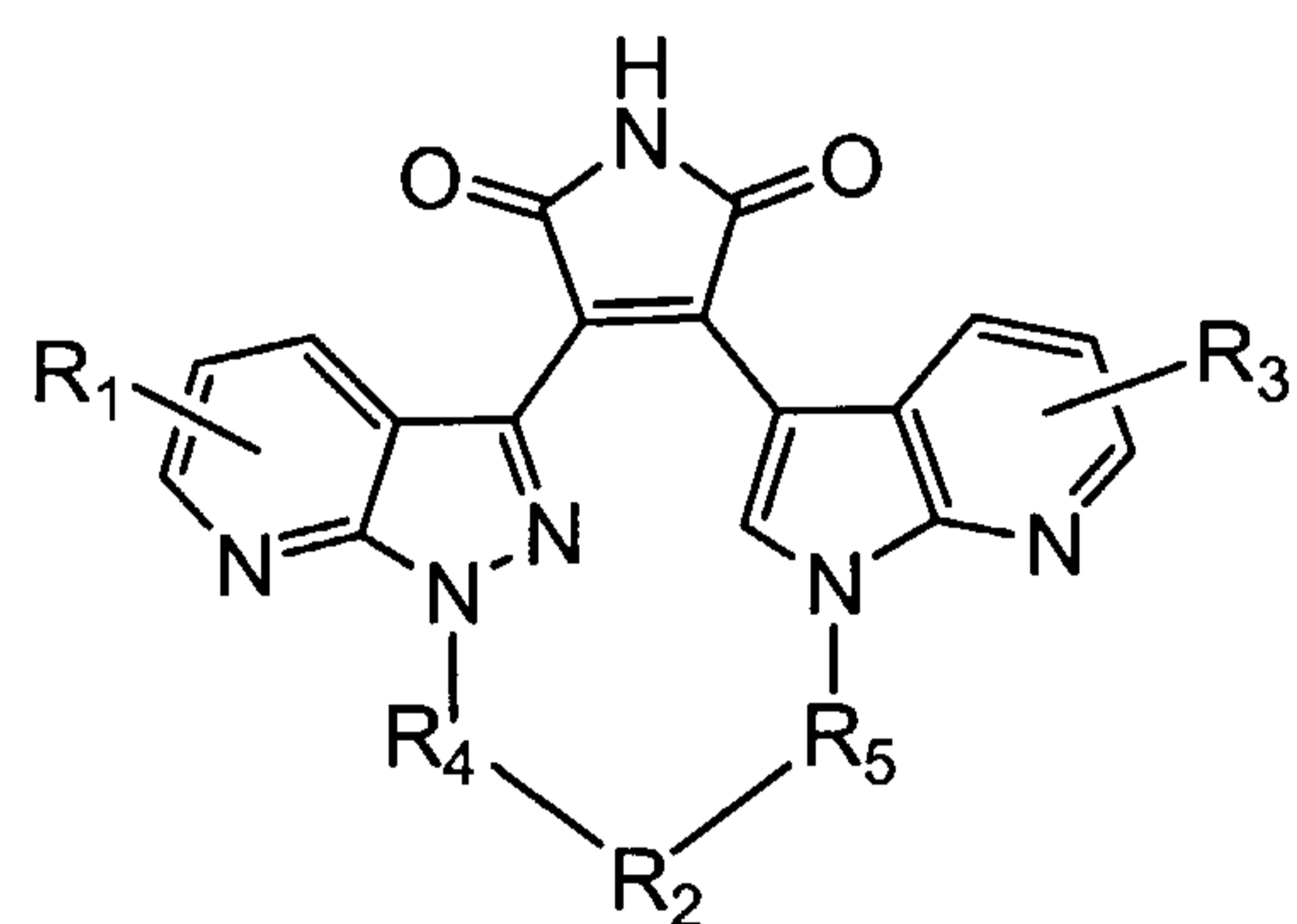
Formula (Ie)



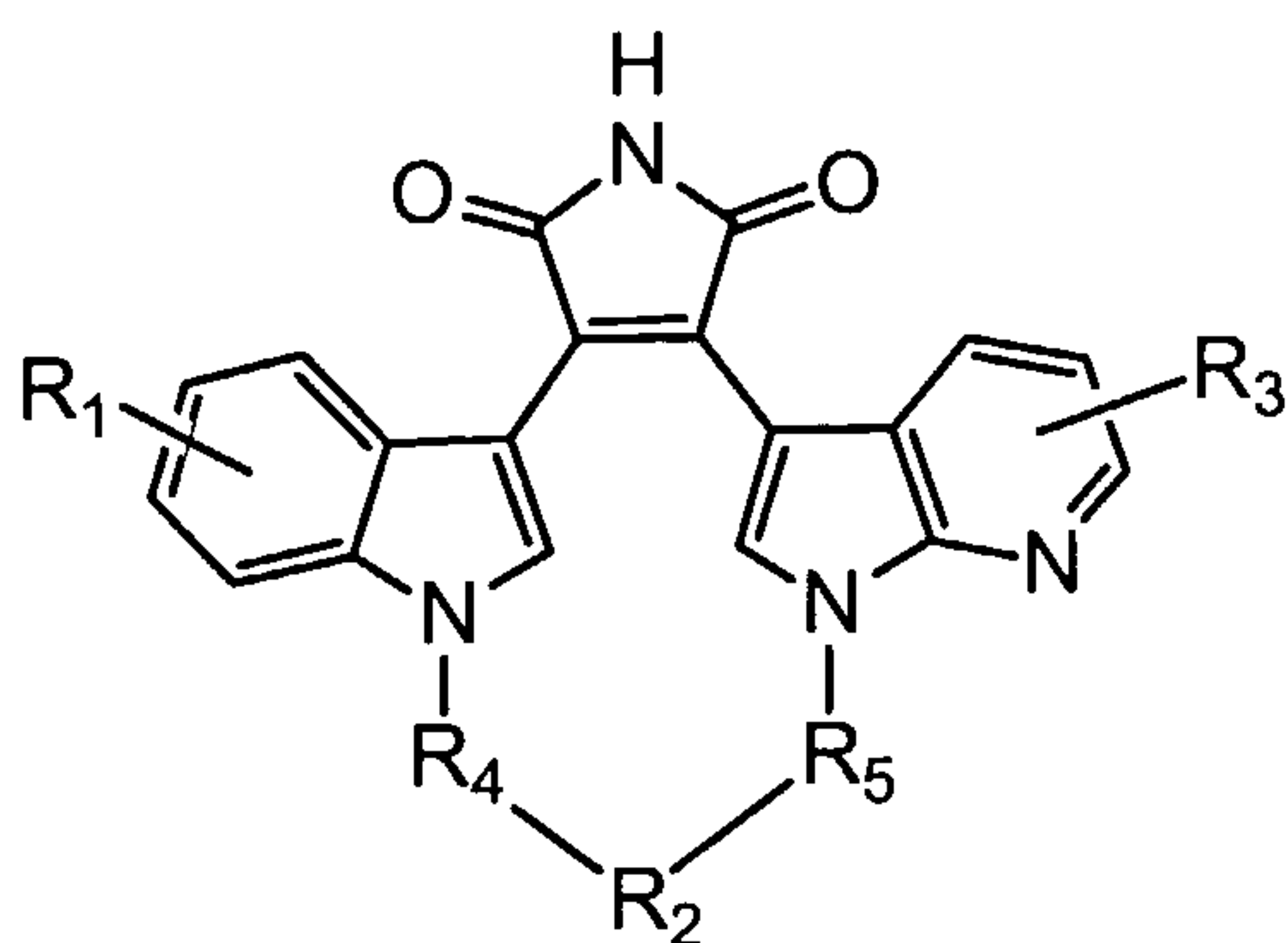
Formula (If)



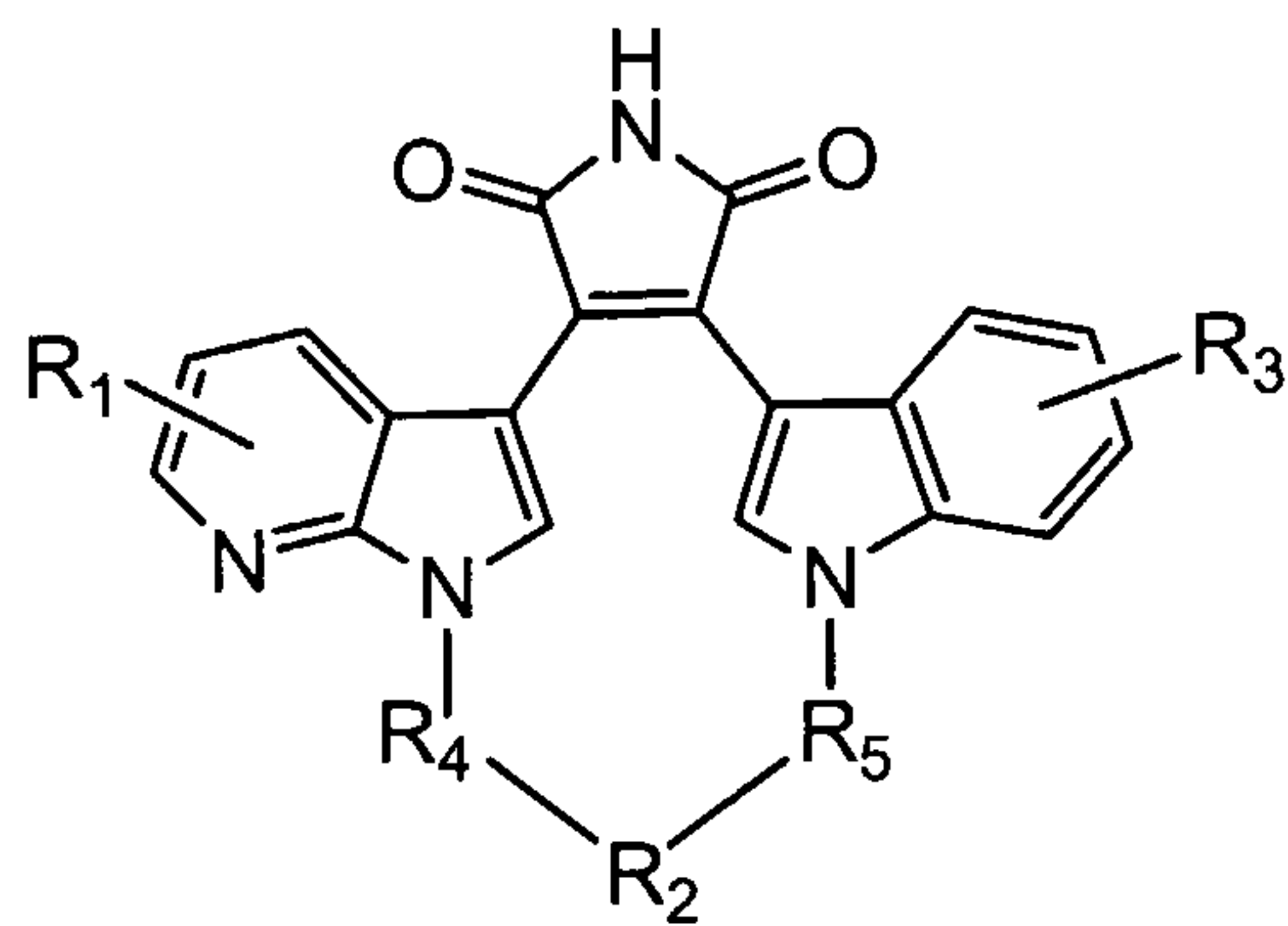
Formula (Ig)



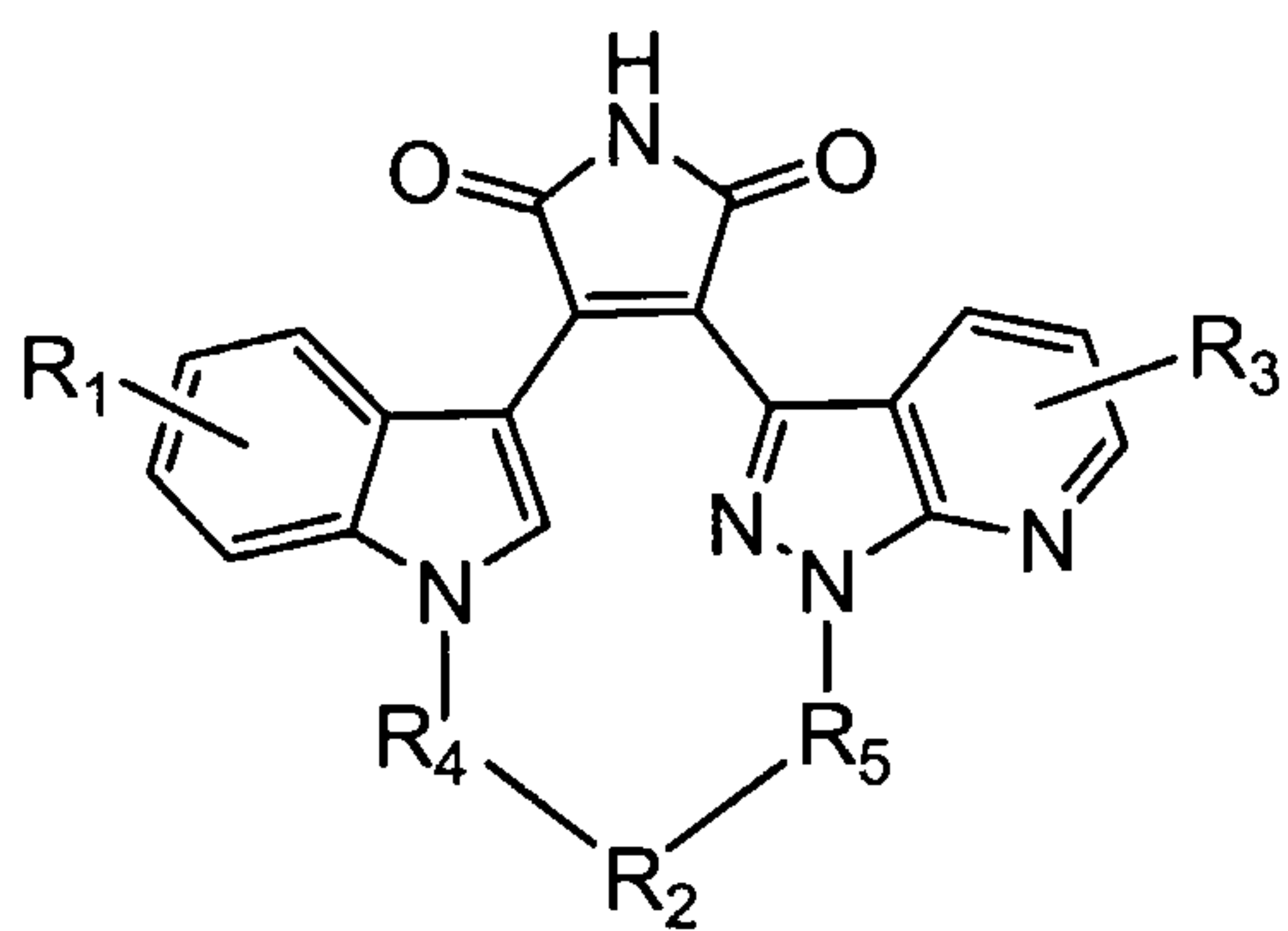
Formula (Ih)



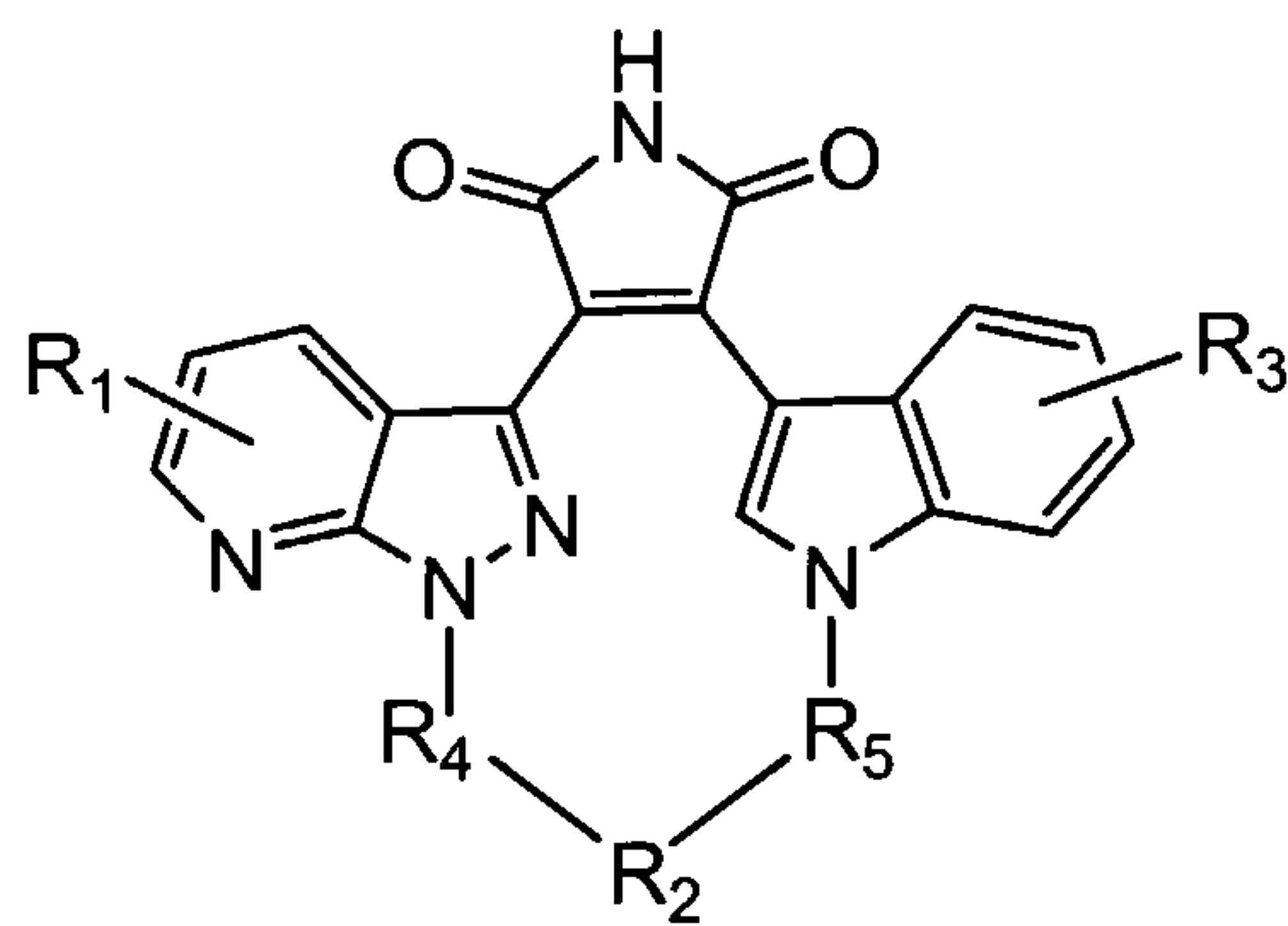
Formula (Ii)



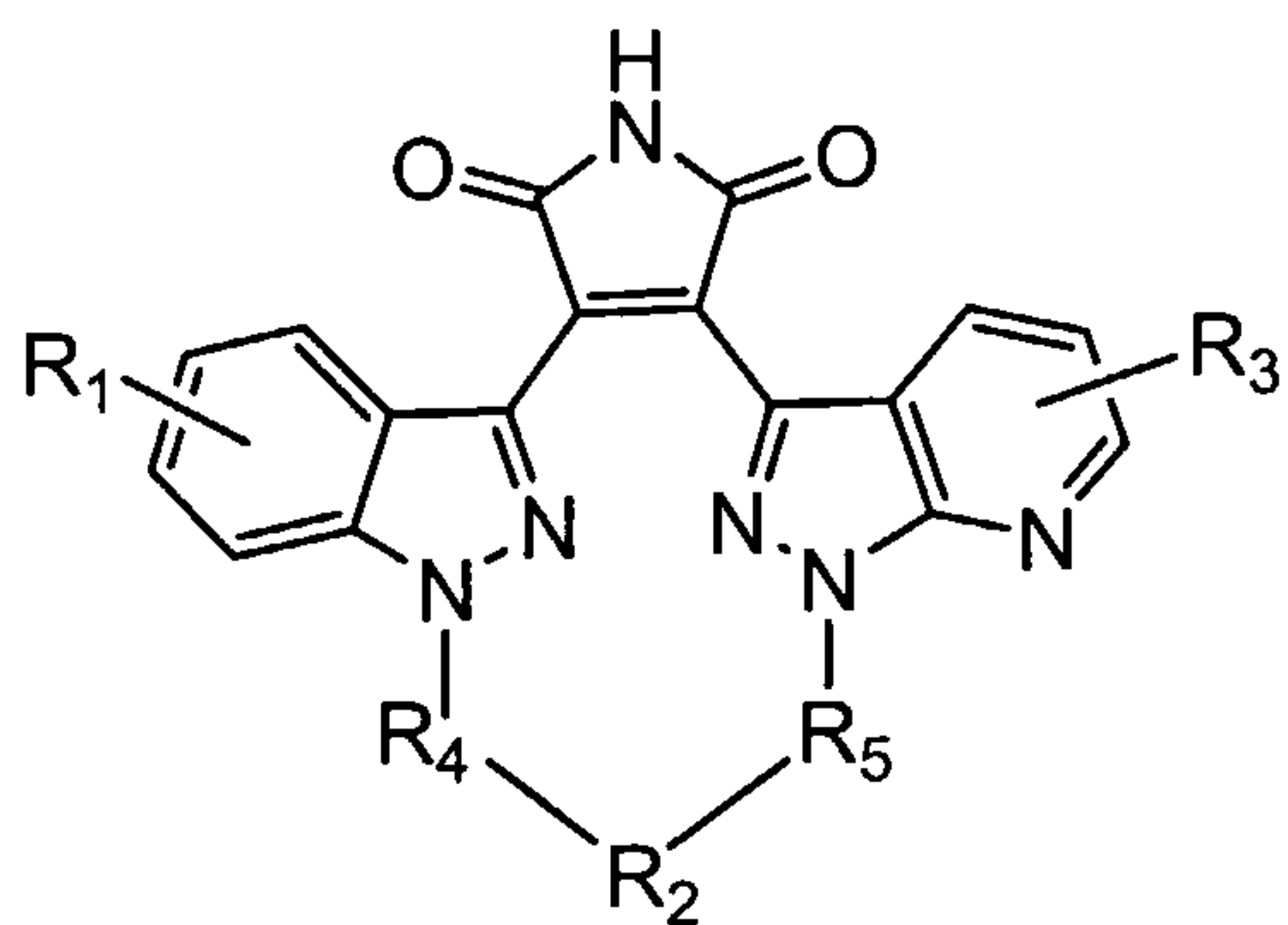
Formula (Ij)



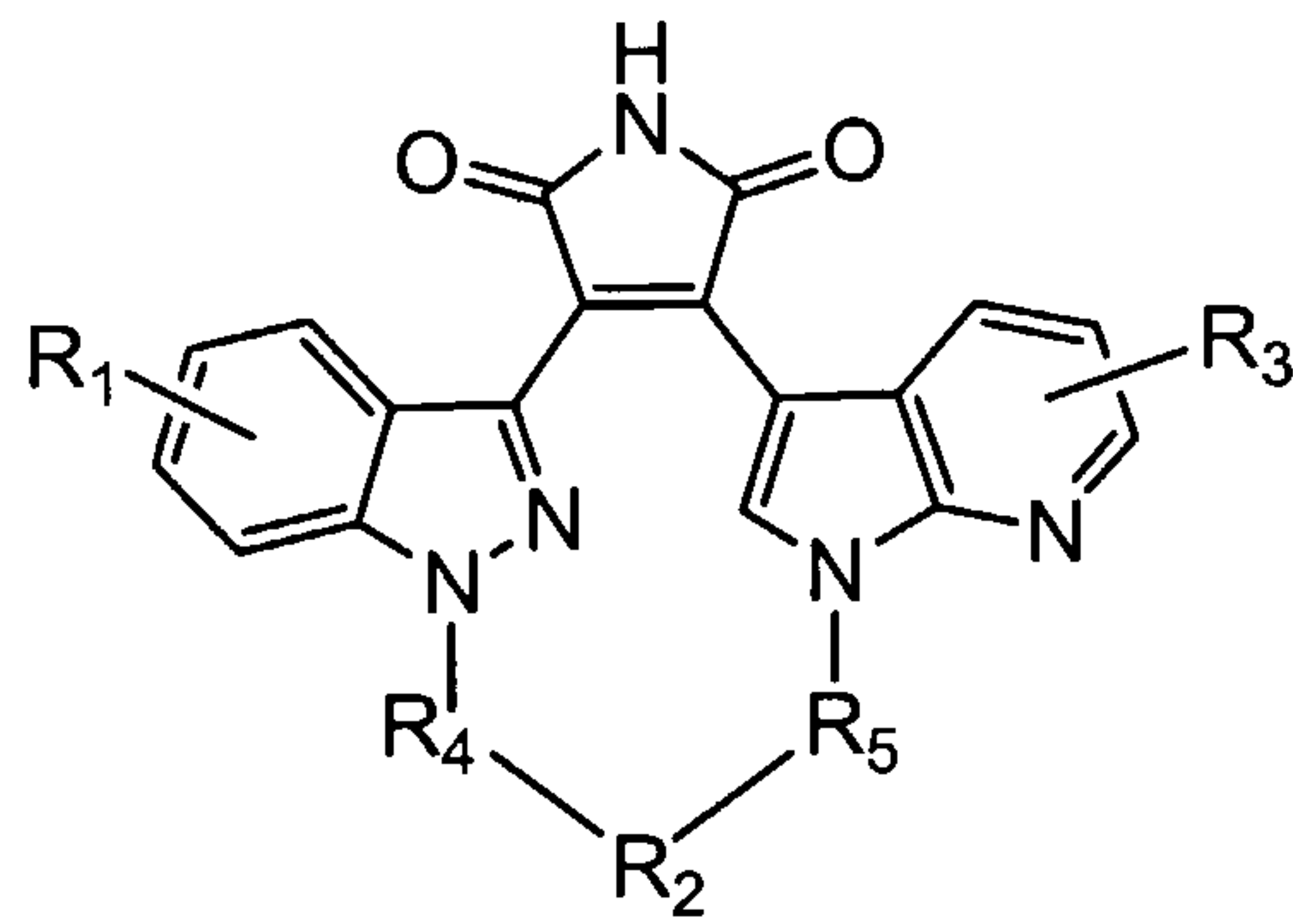
Formula (Ik)



Formula (Il)



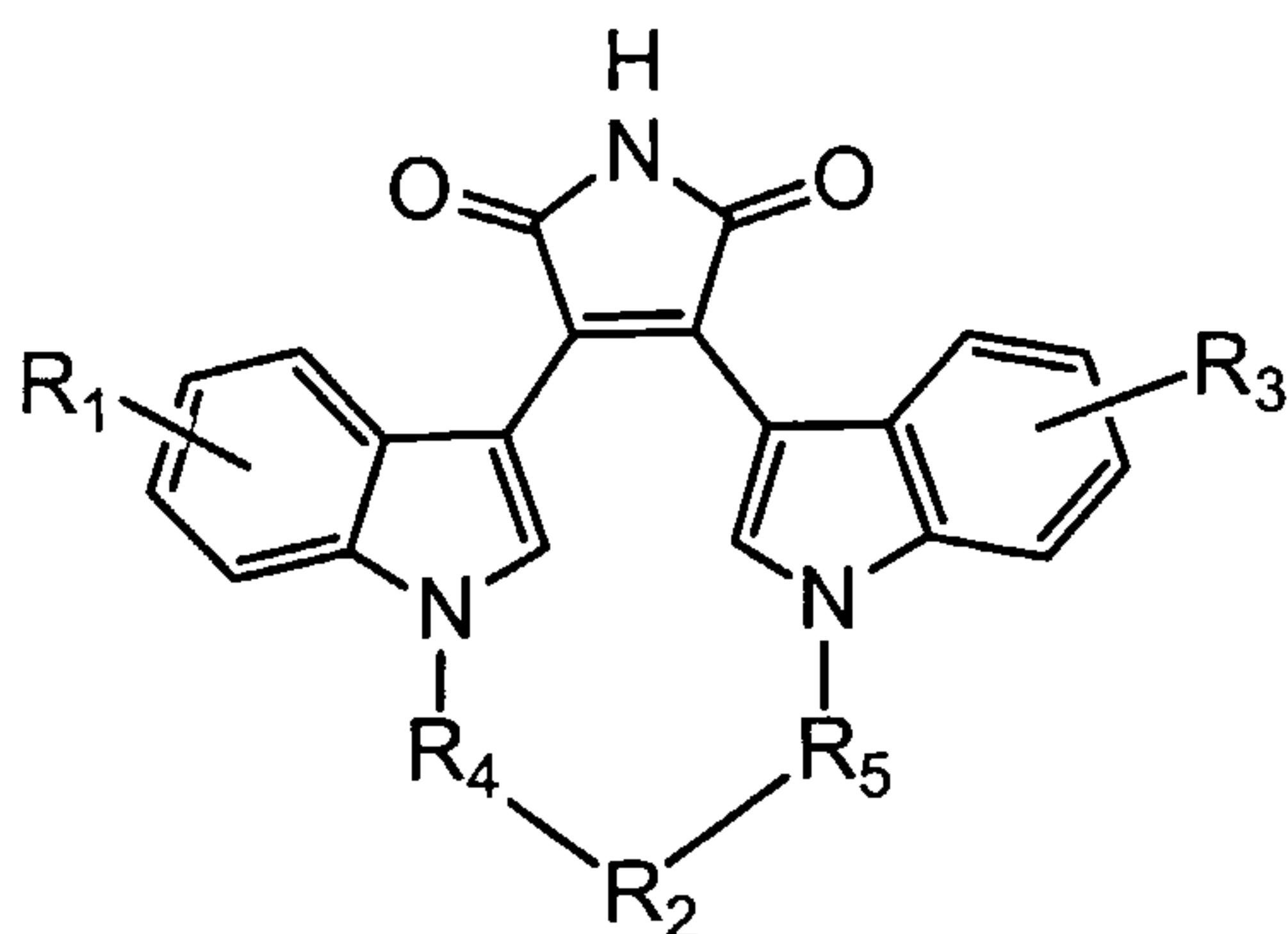
Formula (Im)



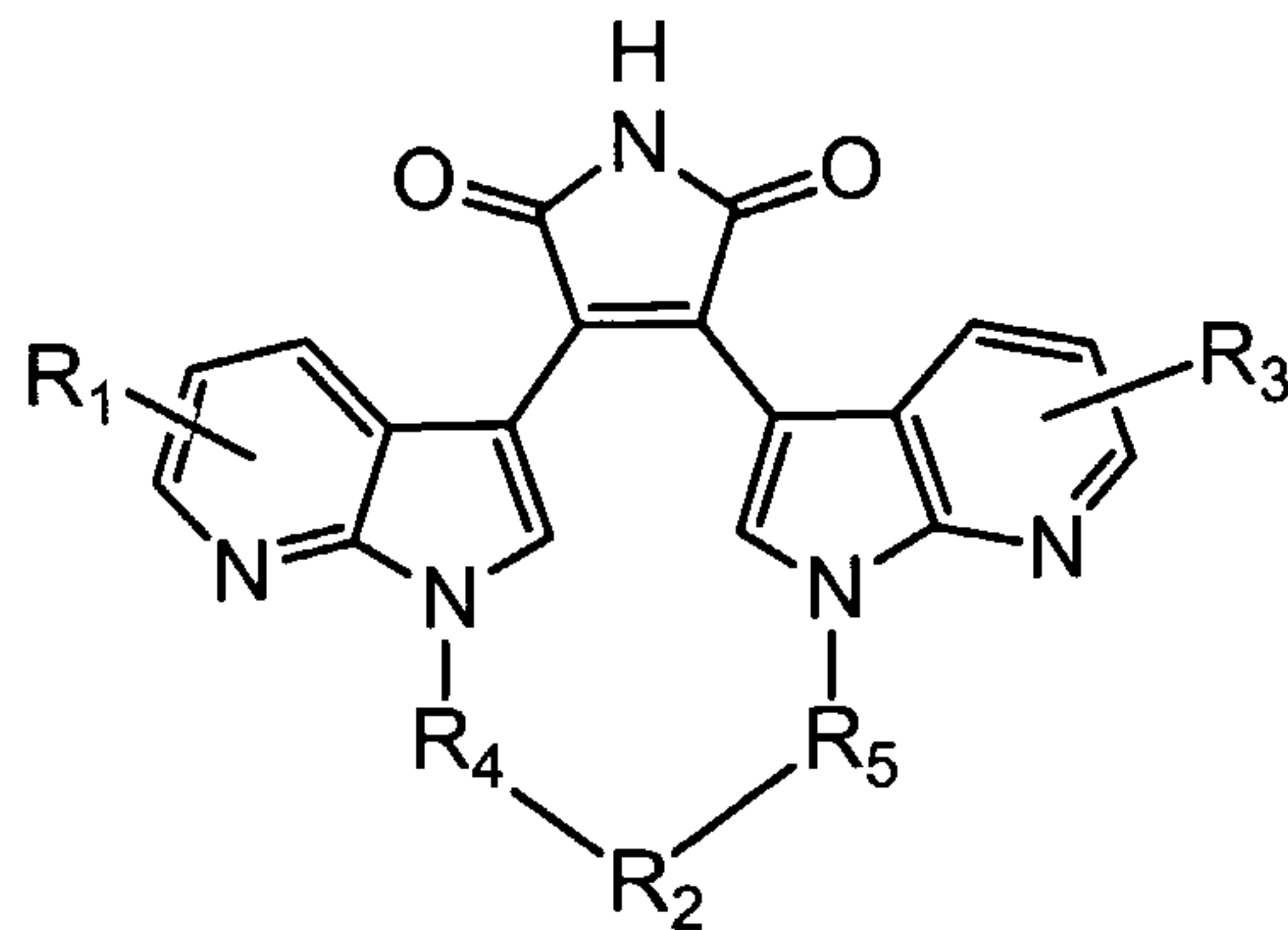
Formula (In)

wherein all other variables are as previously defined; and, pharmaceutically acceptable salts thereof.

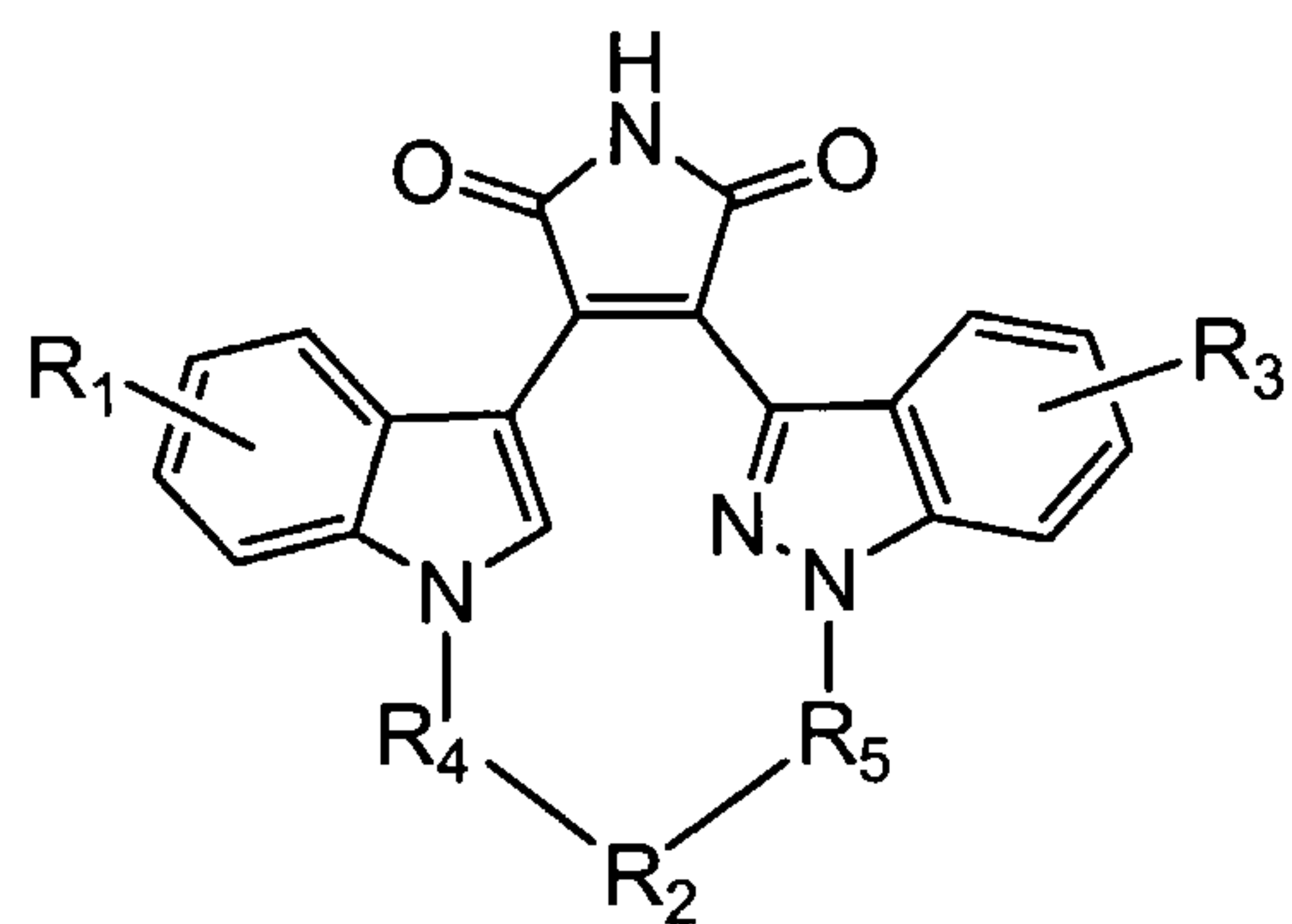
Most preferably, a compound of Formula (I) is a compound selected from the group consisting of:



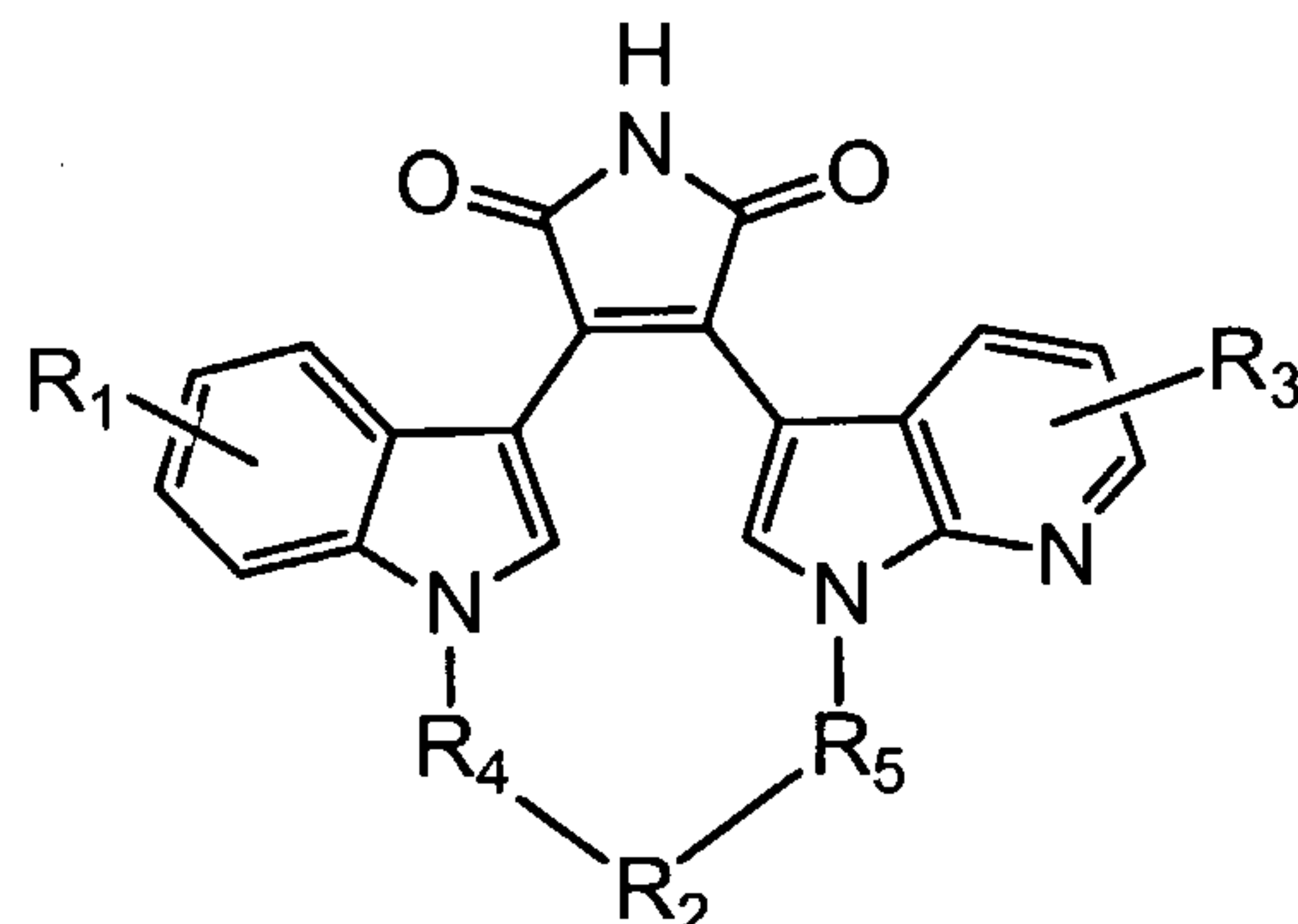
Formula (Ia)



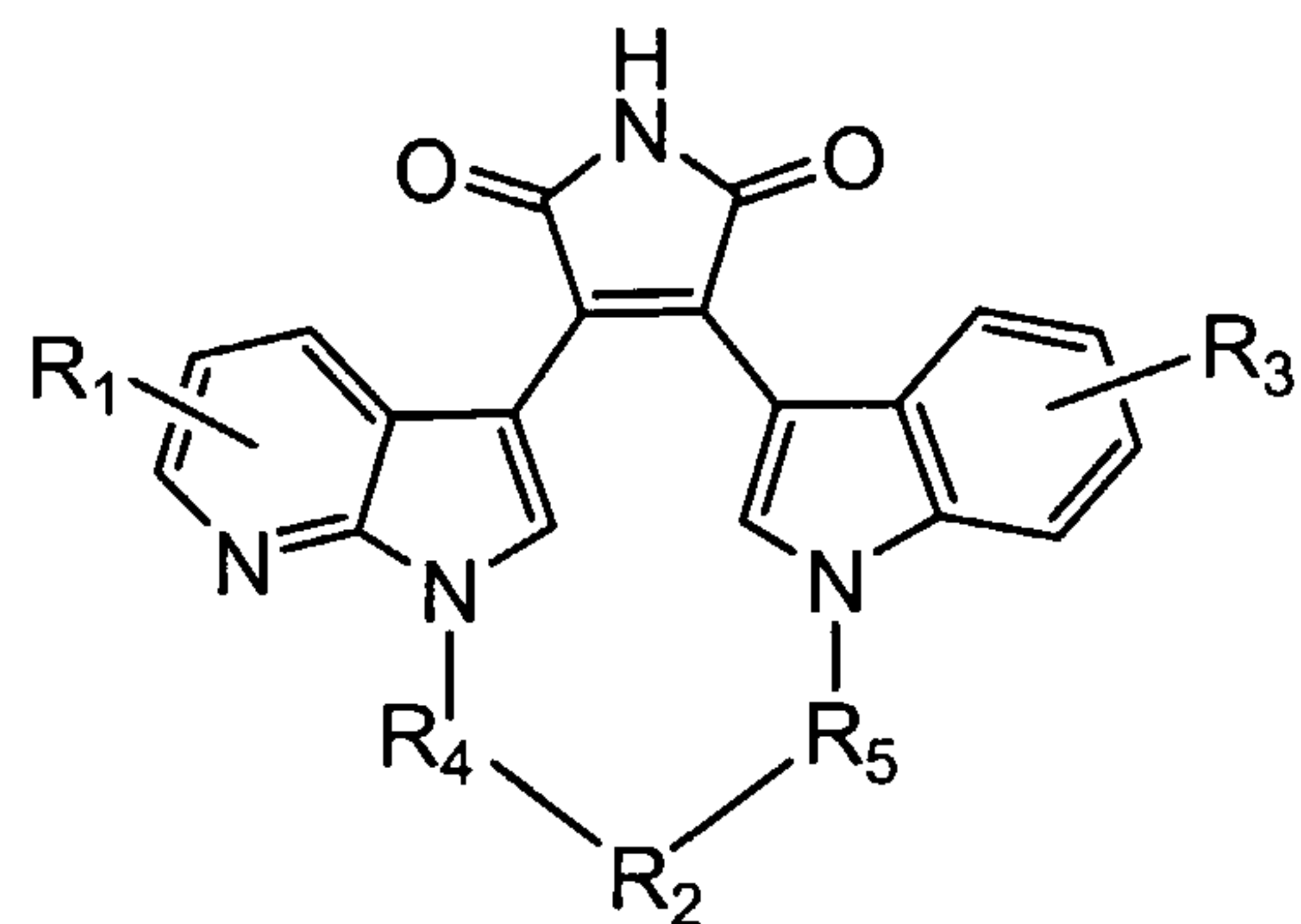
Formula (Ib)



Formula (If)



Formula (Ii)



Formula (Ij)

wherein all other variables are as previously defined; and, pharmaceutically acceptable salts thereof.

In a preferred embodiment of the present invention, R_4 and R_5 are independently selected from C_{1-6} alkyl, C_{2-6} alkenyl and C_{2-6} alkynyl optionally substituted with oxo.

More preferably, R_4 and R_5 are independently selected from C_{1-6} alkyl, C_{2-6} alkenyl and C_{2-6} alkynyl.

Most preferably, R₄ and R₅ are independently selected from C₁₋₆alkyl.

In a preferred embodiment of the present invention, R₂ is selected from the group consisting of -C₁₋₈alkyl-, -C₂₋₄alkenyl-, -C₂₋₄alkynyl-, -O-(C₁₋₄)alkyl-O-, -O-(C₂₋₄)alkenyl-O-, -O-(C₂₋₄)alkynyl-O-, -C(O)-(C₁₋₄)alkyl-C(O)- (wherein any of the foregoing alkyl, alkenyl and alkynyl linking groups are straight carbon chains optionally substituted with one to four substituents independently selected from the group consisting of C₁₋₄alkyl, C₁₋₄alkoxy, C₁₋₄alkoxy(C₁₋₄)alkyl, carboxyl, carboxyl(C₁₋₄)alkyl, -C(O)O-(C₁₋₄)alkyl, -C₁₋₄alkyl-C(O)O-(C₁₋₄)alkyl, amino (substituted with a substituent independently selected from the group consisting of hydrogen and C₁₋₄alkyl), amino(C₁₋₄)alkyl (wherein amino is substituted with a substituent independently selected from the group consisting of hydrogen and C₁₋₄alkyl), halogen, (halo)₁₋₃(C₁₋₄)alkyl, (halo)₁₋₃(C₁₋₄)alkoxy, hydroxy, hydroxy(C₁₋₄)alkyl and oxo; and, wherein any of the foregoing alkyl, alkenyl and alkynyl linking groups are optionally substituted with one to two substituents independently selected from the group consisting of heterocyclyl, aryl, heteroaryl, heterocyclyl(C₁₋₄)alkyl, aryl(C₁₋₄)alkyl, heteroaryl(C₁₋₄)alkyl, spirocycloalkyl and spiroheterocyclyl (wherein any of the foregoing cycloalkyl, heterocyclyl, aryl and heteroaryl substituents are optionally substituted with one to four substituents independently selected from the group consisting of C₁₋₄alkyl, C₁₋₄alkoxy, C₁₋₄alkoxy(C₁₋₄)alkyl, carboxyl, carboxyl(C₁₋₄)alkyl, amino (substituted with a substituent independently selected from the group consisting of hydrogen and C₁₋₄alkyl), amino(C₁₋₄)alkyl (wherein amino is substituted with a substituent independently selected from the group consisting of hydrogen and C₁₋₄alkyl), halogen, (halo)₁₋₃(C₁₋₄)alkyl, (halo)₁₋₃(C₁₋₄)alkoxy, hydroxy and hydroxy(C₁₋₄)alkyl; and, wherein any of the foregoing heterocyclyl substituents are optionally substituted with oxo)), cycloalkyl, heterocyclyl, aryl, heteroaryl (wherein cycloalkyl, heterocyclyl, aryl and heteroaryl are optionally substituted with one to four substituents independently selected from the group consisting of C₁₋₄alkyl, C₁₋₄alkoxy, C₁₋₄alkoxy(C₁₋₄)alkyl, carboxyl, carboxyl(C₁₋₄)alkyl, amino (substituted with a substituent independently selected from the group consisting of hydrogen and C₁₋₄alkyl), amino(C₁₋₄)alkyl (wherein amino is substituted with a substituent independently selected from the group

consisting of hydrogen and C₁₋₄alkyl), halogen, (halo)₁₋₃(C₁₋₄)alkyl, (halo)₁₋₃(C₁₋₄)alkoxy, hydroxy and hydroxy(C₁₋₄)alkyl; and, wherein heterocyclyl is optionally substituted with oxo), -(O-(CH₂)₁₋₆)₀₋₅-O-, -O-(CH₂)₁₋₆-O-(CH₂)₁₋₆-O-, -O-(CH₂)₁₋₆-O-(CH₂)₁₋₆-O-(CH₂)₁₋₆-O-, -(O-(CH₂)₁₋₆)₀₋₅-NR₆-,

5 -O-(CH₂)₁₋₆-NR₆-(CH₂)₁₋₆-O-, -O-(CH₂)₁₋₆-O-(CH₂)₁₋₆-NR₆-, -(O-(CH₂)₁₋₆)₀₋₅-S-, -O-(CH₂)₁₋₆-S-(CH₂)₁₋₆-O-, -O-(CH₂)₁₋₆-O-(CH₂)₁₋₆-S-, -NR₆-, -NR₆-NR₇-, -NR₆-(CH₂)₁₋₆-NR₇-, -NR₆-(CH₂)₁₋₆-NR₇-(CH₂)₁₋₆-NR₈-, -NR₆-C(O)-, -C(O)-NR₆-, -C(O)-(CH₂)₀₋₆-NR₆-(CH₂)₀₋₆-C(O)-, -NR₆-(CH₂)₀₋₆-C(O)-(CH₂)₁₋₆-C(O)-(CH₂)₀₋₆-NR₇-, -NR₆-C(O)-NR₇-, -NR₆-C(NR₇)-NR₈-, -O-(CH₂)₁₋₆-NR₆-(CH₂)₁₋₆-S-,

10 -S-(CH₂)₁₋₆-NR₆-(CH₂)₁₋₆-O-, -S-(CH₂)₁₋₆-NR₆-(CH₂)₁₋₆-S-, -NR₆-(CH₂)₁₋₆-S-(CH₂)₁₋₆-NR₇- and -SO₂- (wherein R₆, R₇ and R₈ are independently selected from the group consisting of hydrogen, C₁₋₄alkyl, C₁₋₄alkoxy(C₁₋₄)alkyl, carboxyl(C₁₋₄)alkyl, amino(C₁₋₄)alkyl (wherein amino is substituted with a substituent independently selected from the group consisting of hydrogen and C₁₋₄alkyl),

15 hydroxy(C₁₋₄)alkyl, heterocyclyl(C₁₋₄)alkyl, aryl(C₁₋₄)alkyl and heteroaryl(C₁₋₄)alkyl (wherein the foregoing heterocyclyl, aryl and heteroaryl substituents are optionally substituted with one to four substituents independently selected from the group consisting of C₁₋₄alkyl, C₁₋₄alkoxy, C₁₋₄alkoxy(C₁₋₄)alkyl, carboxyl, carboxyl(C₁₋₄)alkyl, amino (substituted with a substituent independently selected from the group consisting

20 of hydrogen and C₁₋₄alkyl), amino(C₁₋₄)alkyl (wherein amino is substituted with a substituent independently selected from the group consisting of hydrogen and C₁₋₄alkyl), halogen, (halo)₁₋₃(C₁₋₄)alkyl, (halo)₁₋₃(C₁₋₄)alkoxy, hydroxy and hydroxy(C₁₋₄)alkyl; and, wherein heterocyclyl is optionally substituted with oxo));

with the proviso that, if A and E are selected from a hydrogen substituted

25 carbon atom, then R₂ is selected from the group consisting of -C₂₋₄alkynyl-, -O-(C₁₋₄)alkyl-O-, -O-(C₂₋₄)alkenyl-O-, -O-(C₂₋₄)alkynyl-O-, -C(O)-(C₁₋₄)alkyl-C(O)- (wherein any of the foregoing alkyl, alkenyl and alkynyl linking groups are straight carbon chains optionally substituted with one to four substituents independently selected from the group consisting of C₁₋₄alkyl, C₁₋₄alkoxy, C₁₋₄alkoxy(C₁₋₄)alkyl,

30 carboxyl, carboxyl(C₁₋₄)alkyl, -C(O)O-(C₁₋₄)alkyl, -C₁₋₄alkyl-C(O)O-(C₁₋₄)alkyl, amino (substituted with a substituent independently selected from the group consisting of hydrogen and C₁₋₄alkyl), amino(C₁₋₄)alkyl (wherein amino is substituted with a substituent independently selected from the group consisting of hydrogen and

C_{1-4} alkyl), halogen, (halo)₁₋₃(C_{1-4})alkyl, (halo)₁₋₃(C_{1-4})alkoxy, hydroxy,
hydroxy(C_{1-4})alkyl and oxo; and, wherein any of the foregoing alkyl, alkenyl and
alkynyl linking groups are optionally substituted with one to two substituents
independently selected from the group consisting of heterocyclyl, aryl, heteroaryl,
5 heterocyclyl(C_{1-4})alkyl, aryl(C_{1-4})alkyl, heteroaryl(C_{1-4})alkyl, spirocycloalkyl and
spiroheterocyclyl (wherein any of the foregoing cycloalkyl, heterocyclyl, aryl and
heteroaryl substituents are optionally substituted with one to four substituents
independently selected from the group consisting of C_{1-4} alkyl, C_{1-4} alkoxy,
 C_{1-4} alkoxy(C_{1-4})alkyl, carboxyl, carboxyl(C_{1-4})alkyl, amino (substituted with a
10 substituent independently selected from the group consisting of hydrogen and
 C_{1-4} alkyl), amino(C_{1-4})alkyl (wherein amino is substituted with a substituent
independently selected from the group consisting of hydrogen and C_{1-4} alkyl), halogen,
(halo)₁₋₃(C_{1-4})alkyl, (halo)₁₋₃(C_{1-4})alkoxy, hydroxy and hydroxy(C_{1-4})alkyl; and,
wherein any of the foregoing heterocyclyl substituents are optionally substituted with
15 oxo)), cycloalkyl (wherein cycloalkyl is optionally substituted with one to four
substituents independently selected from the group consisting of C_{1-4} alkyl, C_{1-4} alkoxy,
 C_{1-4} alkoxy(C_{1-4})alkyl, carboxyl, carboxyl(C_{1-4})alkyl, amino (substituted with a
substituent independently selected from the group consisting of hydrogen and
 C_{1-4} alkyl), amino(C_{1-4})alkyl (wherein amino is substituted with a substituent
20 independently selected from the group consisting of hydrogen and C_{1-4} alkyl), halogen,
(halo)₁₋₃(C_{1-4})alkyl, (halo)₁₋₃(C_{1-4})alkoxy, hydroxy and hydroxy(C_{1-4})alkyl),
-(O-(CH₂)₁₋₆)₁₋₅-O-, -O-(CH₂)₁₋₆-O-(CH₂)₁₋₆-O-, -O-(CH₂)₁₋₆-O-(CH₂)₁₋₆-O-(CH₂)₁₋₆-O-,
-(O-(CH₂)₁₋₆)₁₋₅-NR₆-, -O-(CH₂)₁₋₆-NR₆-(CH₂)₁₋₆-O-, -O-(CH₂)₁₋₆-O-(CH₂)₁₋₆-NR₆-,
-(O-(CH₂)₁₋₆)₀₋₅-S-, -O-(CH₂)₁₋₆-S-(CH₂)₁₋₆-O-, -O-(CH₂)₁₋₆-O-(CH₂)₁₋₆-S-, -NR₆-NR₇-,
25 -NR₆-(CH₂)₁₋₆-NR₇-, -NR₆-(CH₂)₁₋₆-NR₇-(CH₂)₁₋₆-NR₈-, -NR₉-C(O)-, -C(O)-NR₉-,
-C(O)-(CH₂)₀₋₆-NR₆-(CH₂)₀₋₆-C(O)-, -NR₆-(CH₂)₀₋₆-C(O)-(CH₂)₁₋₆-C(O)-(CH₂)₀₋₆-NR₇-,
-NR₆-C(O)-NR₇-, -NR₆-C(NR₇)-NR₈-, -O-(CH₂)₁₋₆-NR₆-(CH₂)₁₋₆-S-,
-S-(CH₂)₁₋₆-NR₆-(CH₂)₁₋₆-O-, -S-(CH₂)₁₋₆-NR₆-(CH₂)₁₋₆-S- and
-NR₆-(CH₂)₁₋₆-S-(CH₂)₁₋₆-NR₇- (wherein R₆, R₇ and R₈ are independently selected from
30 the group consisting of hydrogen, C_{1-4} alkyl, C_{1-4} alkoxy(C_{1-4})alkyl, carboxyl(C_{1-4})alkyl,
amino(C_{1-4})alkyl (wherein amino is substituted with a substituent independently
selected from the group consisting of hydrogen and C_{1-4} alkyl), hydroxy(C_{1-4})alkyl,
heterocyclyl(C_{1-4})alkyl, aryl(C_{1-4})alkyl and heteroaryl(C_{1-4})alkyl (wherein the foregoing

heterocyclyl, aryl and heteroaryl substituents are optionally substituted with one to four substituents independently selected from the group consisting of C₁₋₄alkyl, C₁₋₄alkoxy, C₁₋₄alkoxy(C₁₋₄)alkyl, carboxyl, carboxyl(C₁₋₄)alkyl, amino (substituted with a substituent independently selected from the group consisting of hydrogen and C₁₋₄alkyl), amino(C₁₋₄)alkyl (wherein amino is substituted with a substituent independently selected from the group consisting of hydrogen and C₁₋₄alkyl), halogen, (halo)₁₋₃(C₁₋₄)alkyl, (halo)₁₋₃(C₁₋₄)alkoxy, hydroxy and hydroxy(C₁₋₄)alkyl; and, wherein heterocyclyl is optionally substituted with oxo); and, wherein R₉ is selected from the group consisting of C₁₋₄alkyl, C₁₋₄alkoxy(C₁₋₄)alkyl, carboxyl(C₁₋₄)alkyl, amino(C₁₋₄)alkyl (wherein amino is substituted with a substituent independently selected from the group consisting of hydrogen and C₁₋₄alkyl), hydroxy(C₁₋₄)alkyl, heterocyclyl(C₁₋₄)alkyl, aryl(C₁₋₄)alkyl and heteroaryl(C₁₋₄)alkyl (wherein the foregoing heterocyclyl, aryl and heteroaryl substituents are optionally substituted with one to four substituents independently selected from the group consisting of C₁₋₄alkyl, C₁₋₄alkoxy, C₁₋₄alkoxy(C₁₋₄)alkyl, carboxyl, carboxyl(C₁₋₄)alkyl, amino (substituted with a substituent independently selected from the group consisting of hydrogen and C₁₋₄alkyl), amino(C₁₋₄)alkyl (wherein amino is substituted with a substituent independently selected from the group consisting of hydrogen and C₁₋₄alkyl), halogen, (halo)₁₋₃(C₁₋₄)alkyl, (halo)₁₋₃(C₁₋₄)alkoxy, hydroxy and hydroxy(C₁₋₄)alkyl; and, wherein heterocyclyl is optionally substituted with oxo)).

More preferably, R₂ is selected from the group consisting of -C₁₋₈alkyl- (optionally substituted with one to three substituents independently selected from the group consisting of halogen, hydroxy and oxo); aryl, heteroaryl, -(O-(CH₂)₁₋₆)₀₋₅-O-, -O-(CH₂)₁₋₆-NR₆-(CH₂)₁₋₆-O-, -O-(CH₂)₁₋₆-S-(CH₂)₁₋₆-O- and -NR₆- (wherein R₆, R₇ and R₈ are independently selected from the group consisting of hydrogen, C₁₋₄alkyl and C₁₋₄alkoxy(C₁₋₄)alkyl);

with the proviso that, if A and E are selected from a hydrogen substituted carbon atom, then R₂ is selected from the group consisting of -(O-(CH₂)₁₋₆)₁₋₅-O-, -(O-(CH₂)₁₋₆)₁₋₅-NR₆-, -O-(CH₂)₁₋₆-NR₆-(CH₂)₁₋₆-O- and -NR₆-(CH₂)₁₋₆-NR₇-(CH₂)₁₋₆-NR₈- (wherein R₆, R₇ and R₈ are independently selected from the group consisting of hydrogen, C₁₋₄alkyl and hydroxy(C₁₋₄)alkyl).

Most preferably, R_2 is selected from the group consisting of $-C_{1-8}$ alkyl- (optionally substituted with one to two substituents independently selected from the group consisting of halogen, hydroxy and oxo); phenyl, pyridinyl, $-(O-(CH_2)_2)_{1-4}-O-$, $-O-(CH_2)_2-NR_6-(CH_2)_2-O-$, $-O-(CH_2)_2-S-(CH_2)_2-O-$ and $-NR_6-$ (wherein R_6 , R_7 and R_8 are independently selected from the group consisting of hydrogen, C_{1-3} alkyl and C_{1-2} alkoxy(C_{1-2} alkyl);

with the proviso that, if A and E are selected from a hydrogen substituted carbon atom, then R_2 is selected from the group consisting of $-(O-(CH_2)_2)_{1-4}-O-$, $-(O-(CH_2)_2)_2-NR_6-$, $-O-(CH_2)_2-NR_6-(CH_2)_2-O-$ and $-NR_6-(CH_2)_2-NR_7-(CH_2)_2-NR_8-$ (wherein R_6 , R_7 and R_8 are independently selected from the group consisting of hydrogen, C_{1-3} alkyl and hydroxy(C_{1-2} alkyl).

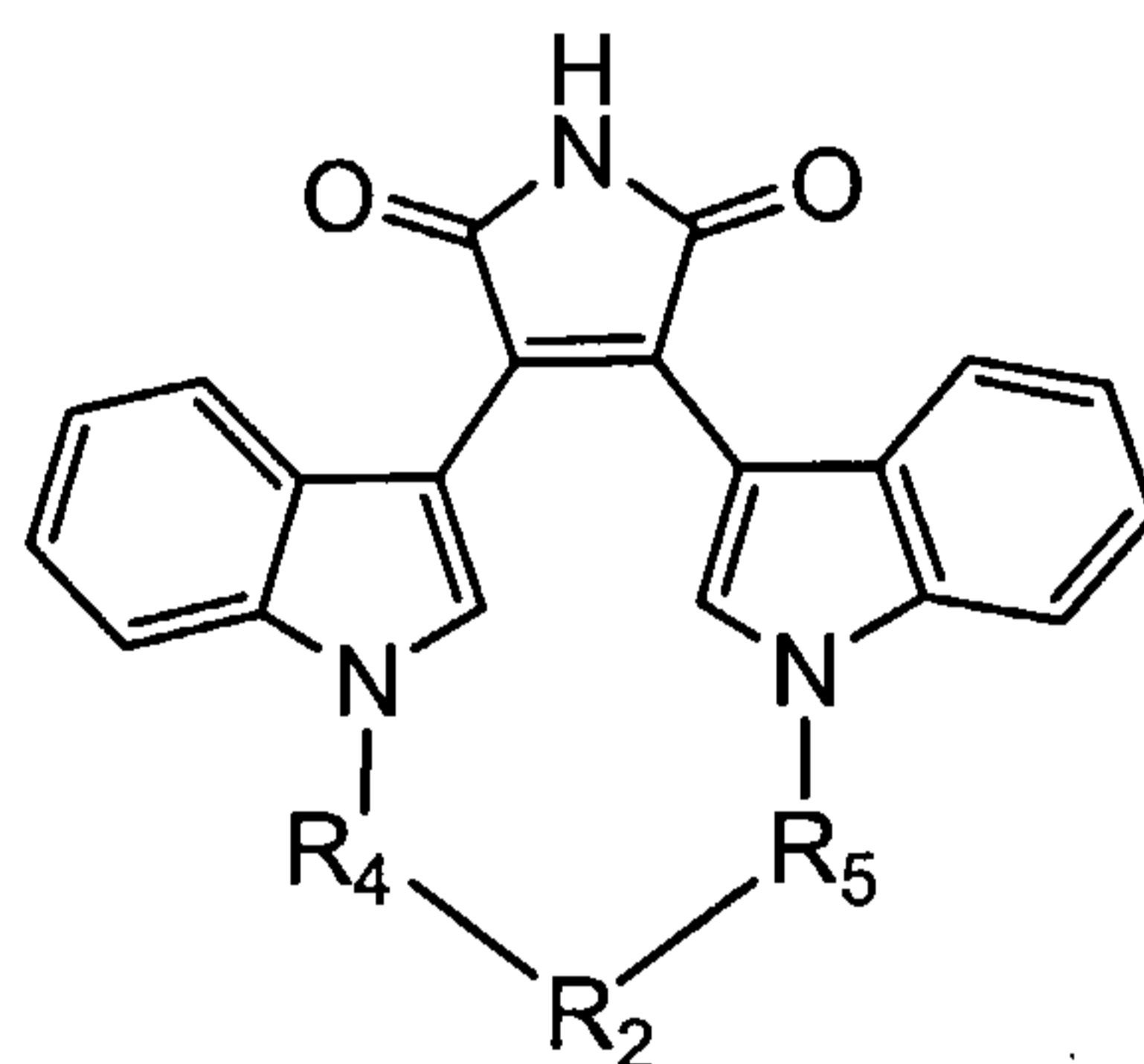
In a preferred embodiment of the present invention, R_1 and R_3 are independently selected from the group consisting of hydrogen, C_{1-4} alkyl, C_{2-4} alkenyl, C_{2-4} alkynyl (wherein alkyl, alkenyl and alkynyl are optionally substituted with a substituent selected from the group consisting of C_{1-4} alkoxy, alkoxy(C_{1-4} alkyl, carboxyl, carboxyl(C_{1-4} alkyl, amino (substituted with a substituent independently selected from the group consisting of hydrogen and C_{1-4} alkyl), amino(C_{1-4} alkyl (wherein amino is substituted with a substituent independently selected from the group consisting of hydrogen and C_{1-4} alkyl), (halo) $_{1-3}$, (halo) $_{1-3}(C_{1-4})$ alkyl, (halo) $_{1-3}(C_{1-4})$ alkoxy, hydroxy, hydroxy(C_{1-4} alkyl and oxo), C_{1-4} alkoxy, C_{1-4} alkoxycarbonyl, (halo) $_{1-3}(C_{1-4})$ alkoxy, C_{1-4} alkylthio, aryl, heteroaryl (wherein aryl and heteroaryl are optionally substituted with a substituent selected from the group consisting of C_{1-4} alkyl, C_{1-4} alkoxy, alkoxy(C_{1-4} alkyl, carboxyl, carboxyl(C_{1-4} alkyl, amino (substituted with a substituent independently selected from the group consisting of hydrogen and C_{1-4} alkyl), amino(C_{1-4} alkyl (wherein amino is substituted with a substituent independently selected from the group consisting of hydrogen and C_{1-4} alkyl), halogen, (halo) $_{1-3}(C_{1-4})$ alkyl, (halo) $_{1-3}(C_{1-4})$ alkoxy, hydroxy and hydroxy(C_{1-4} alkyl), amino (substituted with a substituent independently selected from the group consisting of hydrogen and C_{1-4} alkyl), cyano, halogen, hydroxy and nitro.

More preferably, R_1 and R_3 are independently selected from the group

consisting of hydrogen, C₁₋₄alkyl (optionally substituted with a substituent selected from the group consisting of C₁₋₄alkoxy, amino (substituted with a substituent independently selected from the group consisting of hydrogen and C₁₋₄alkyl), (halo)₁₋₃, hydroxy and oxo), C₁₋₄alkoxy, C₁₋₄alkoxycarbonyl, (halo)₁₋₃(C₁₋₄)alkoxy, amino
 5 (substituted with a substituent independently selected from the group consisting of hydrogen and C₁₋₄alkyl), halogen, hydroxy and nitro.

Most preferably, R₁ and R₃ are hydrogen.

Exemplified compounds of the present invention include a compound of Formula (Ia) selected from a compound of Formula (Ia1):

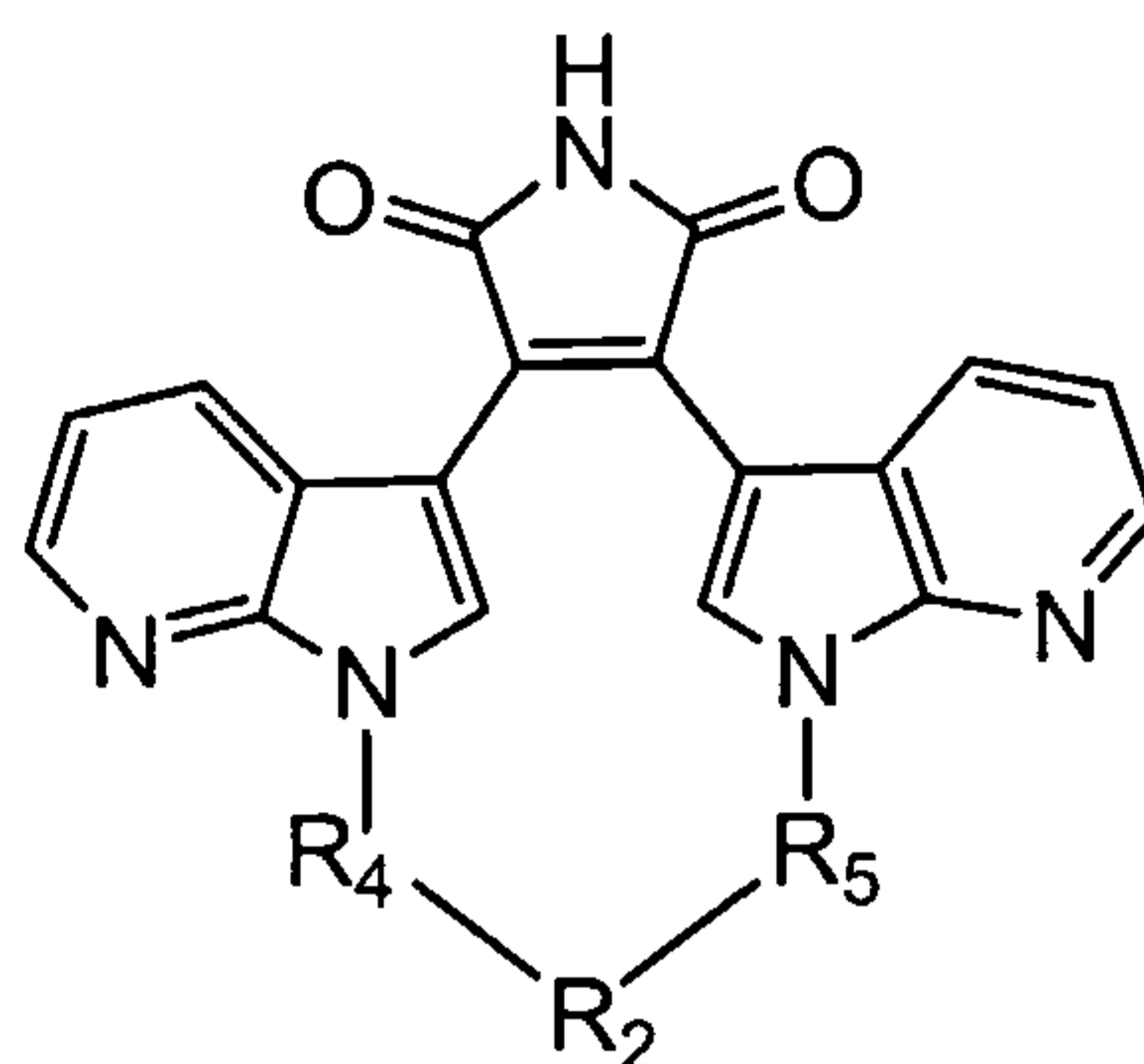


Formula (Ia1)

10 wherein R₄, R₂ and R₅ are dependently selected from:

Cpd	R ₄	R ₂	R ₅
4	-(CH ₂) ₂ -	-O-(CH ₂) ₂ -O-	-(CH ₂) ₂ -
5	-(CH ₂) ₂ -	-O-(CH ₂) ₂ -O-(CH ₂) ₂ -O-	-(CH ₂) ₂ -
6	-(CH ₂) ₂ -	-O-(CH ₂) ₂ -O-(CH ₂) ₂ -O-(CH ₂) ₂ -O-	-(CH ₂) ₂ -
7	-(CH ₂) ₂ -	-O-(CH ₂) ₂ -O-(CH ₂) ₂ -O-(CH ₂) ₂ -O-(CH ₂) ₂ -O-	-(CH ₂) ₂ -
12	-(CH ₂) ₂ -	-O-(CH ₂) ₂ -N(Et)-(CH ₂) ₂ -O-	-(CH ₂) ₂ -
13	-(CH ₂) ₂ -	-O-(CH ₂) ₂ -N(Me)-(CH ₂) ₂ -O-	-(CH ₂) ₂ -
14	-(CH ₂) ₂ -	-O-(CH ₂) ₂ -N(<i>i</i> -Pr)-(CH ₂) ₂ -O-	-(CH ₂) ₂ -
15	-(CH ₂) ₂ -	-N(Me)-(CH ₂) ₂ -N(Me)-(CH ₂) ₂ -N(Me)-	-(CH ₂) ₂ -
30	-(CH ₂) ₂ -	-O-(CH ₂) ₂ -N(2-hydroxy-Et)-(CH ₂) ₂ -O-	-(CH ₂) ₂ -
31	-(CH ₂) ₂ -	-O-(CH ₂) ₂ -O-(CH ₂) ₂ -N(Me)-	-(CH ₂) ₃ -

Exemplified compounds of the present invention include a compound of Formula (Ib) selected from a compound of Formula (Ib1):

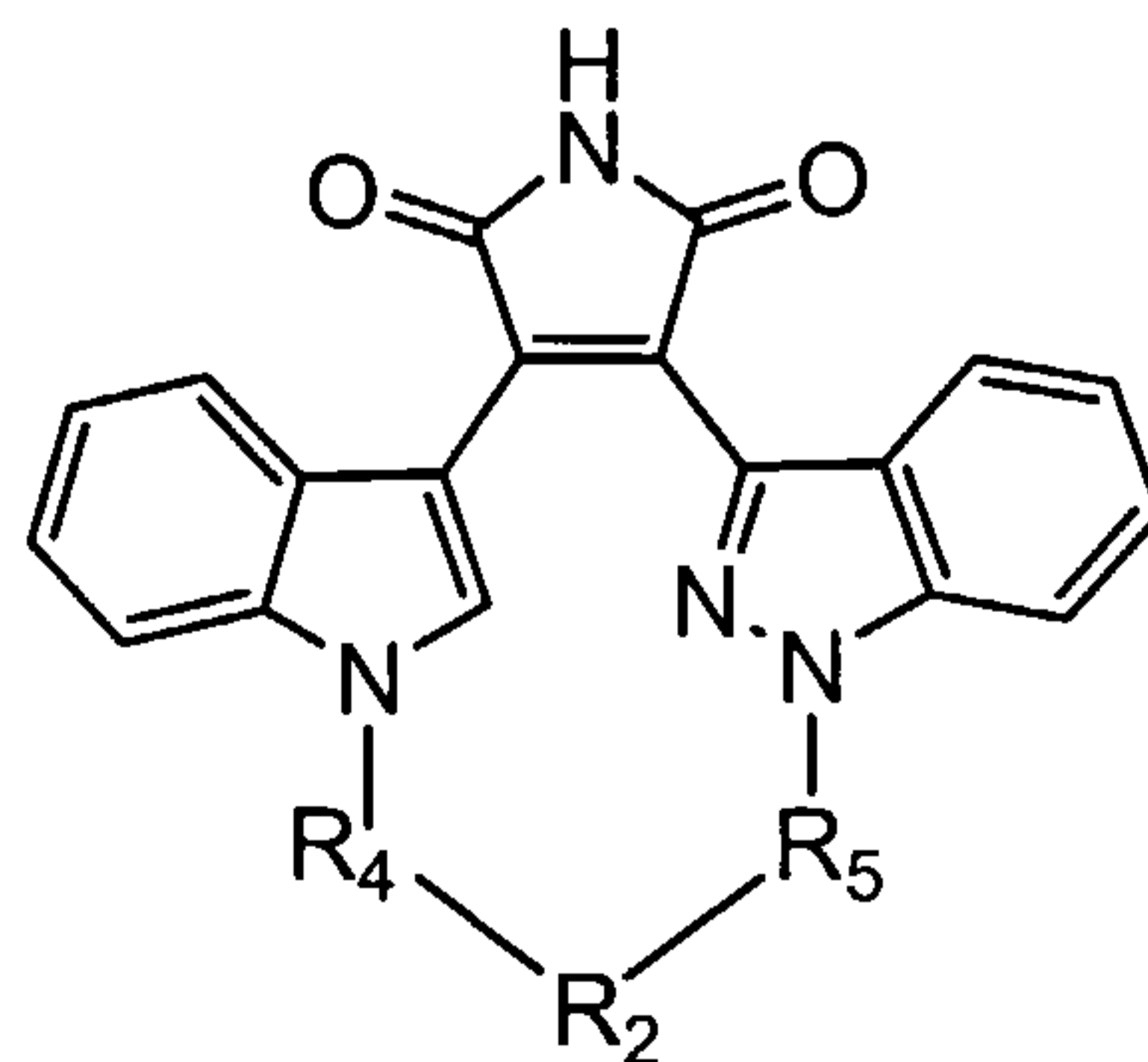


Formula (Ib1)

wherein R₄, R₂ and R₅ are dependently selected from:

Cpd	R ₄	R ₂	R ₅
1	-(CH ₂) ₂ -	-O-(CH ₂) ₂ -O-(CH ₂) ₂ -O-	-(CH ₂) ₂ -
2	-(CH ₂) ₂ -	-O-(CH ₂) ₂ -O-(CH ₂) ₂ -O-(CH ₂) ₂ -O-	-(CH ₂) ₂ -
3	-(CH ₂) ₂ -	-O-(CH ₂) ₂ -O-(CH ₂) ₂ -O-(CH ₂) ₂ -O-(CH ₂) ₂ -O-	-(CH ₂) ₂ -
18	-(CH ₂) ₂ -	-O-(CH ₂) ₂ -N(Et)-(CH ₂) ₂ -O-	-(CH ₂) ₂ -
19	-(CH ₂) ₂ -	-O-(CH ₂) ₂ -S-(CH ₂) ₂ -O-	-(CH ₂) ₂ -
20	-(CH ₂) ₅ -	-NH-	-(CH ₂) ₅ -
21	-(CH ₂) ₅ -	-N(Et)-	-(CH ₂) ₅ -
22	-(CH ₂) ₅ -	-NH-	-(CH ₂) ₄ -
23	-(CH ₂) ₅ -	-N(Et)-	-(CH ₂) ₄ -
24	-(CH ₂) ₄ -	-2,6-pyridinyl-	-(CH ₂) ₄ -
25	-(CH ₂) ₄ -	-C(O)-(CH ₂) ₂ -	-(CH ₂) ₄ -
26	-(CH ₂) ₄ -	-C(O)-	-(CH ₂) ₄ -
27	-CH ₂ -	-CH[R](OH)-(CH ₂) ₆ -CH[R](OH)-	-CH ₂ -
28	-(CH ₂) ₂ -	-O-(CH ₂) ₂ -O-	-(CH ₂) ₂ -

Exemplified compounds of the present invention include a compound of Formula (If) selected from a compound of Formula (If1):

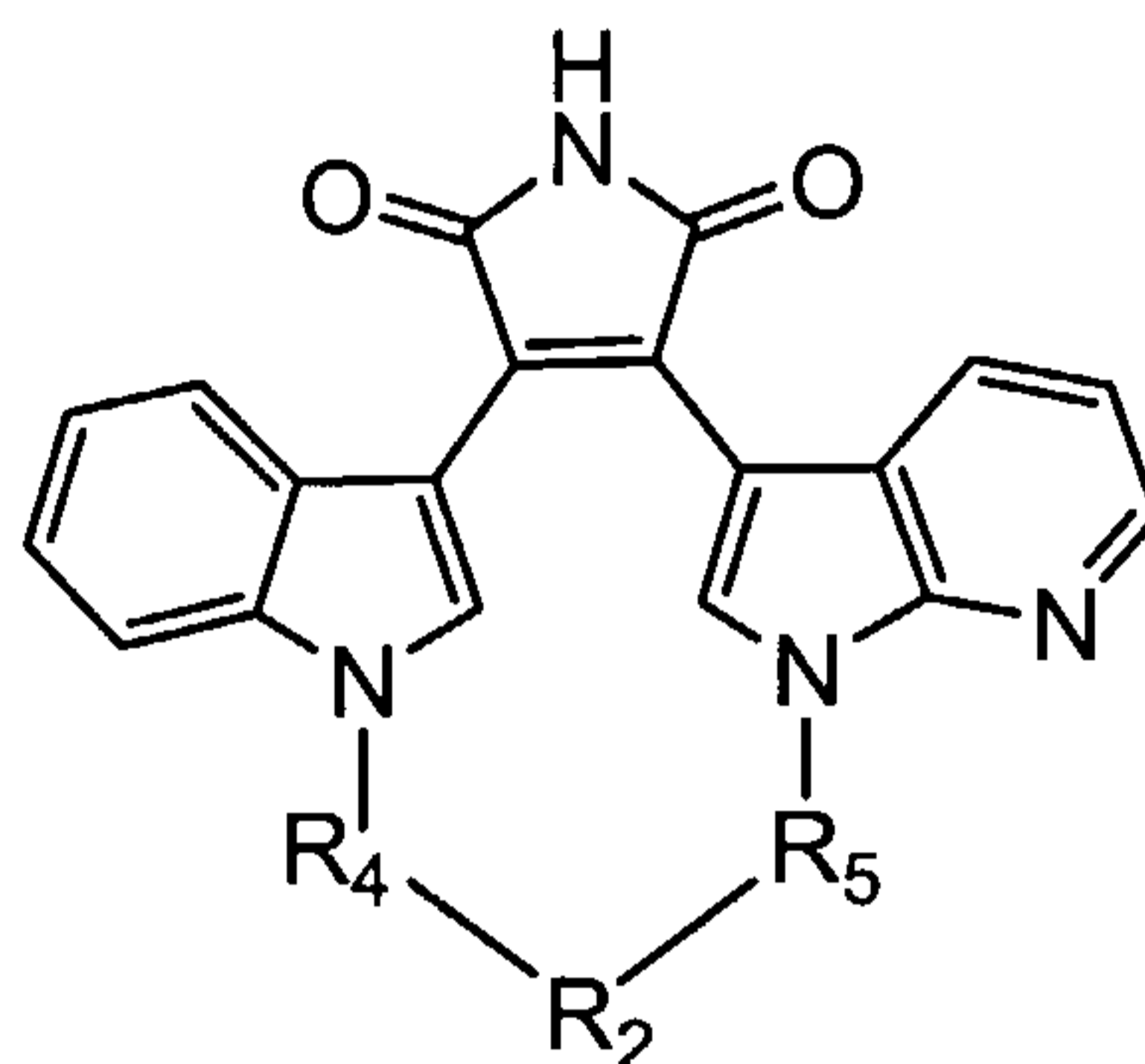


Formula (If1)

wherein R_4 , R_2 and R_5 are dependently selected from:

Cpd	R_4	R_2	R_5
16	$-(CH_2)_2-$	$-O-(CH_2)_2-N(Me)-(CH_2)_2-O-$	$-(CH_2)_2-$
17	$-(CH_2)_2-$	$-O-(CH_2)_2-N(Et)-(CH_2)_2-O-$	$-(CH_2)_2-$
29	$-(CH_2)_2-$	$-O-(CH_2)_2-N(2-OMe-Et)-(CH_2)_2-O-$	$-(CH_2)_2-$

Exemplified compounds of the present invention include a compound of Formula (Ii) selected from a compound of Formula (Ii1):

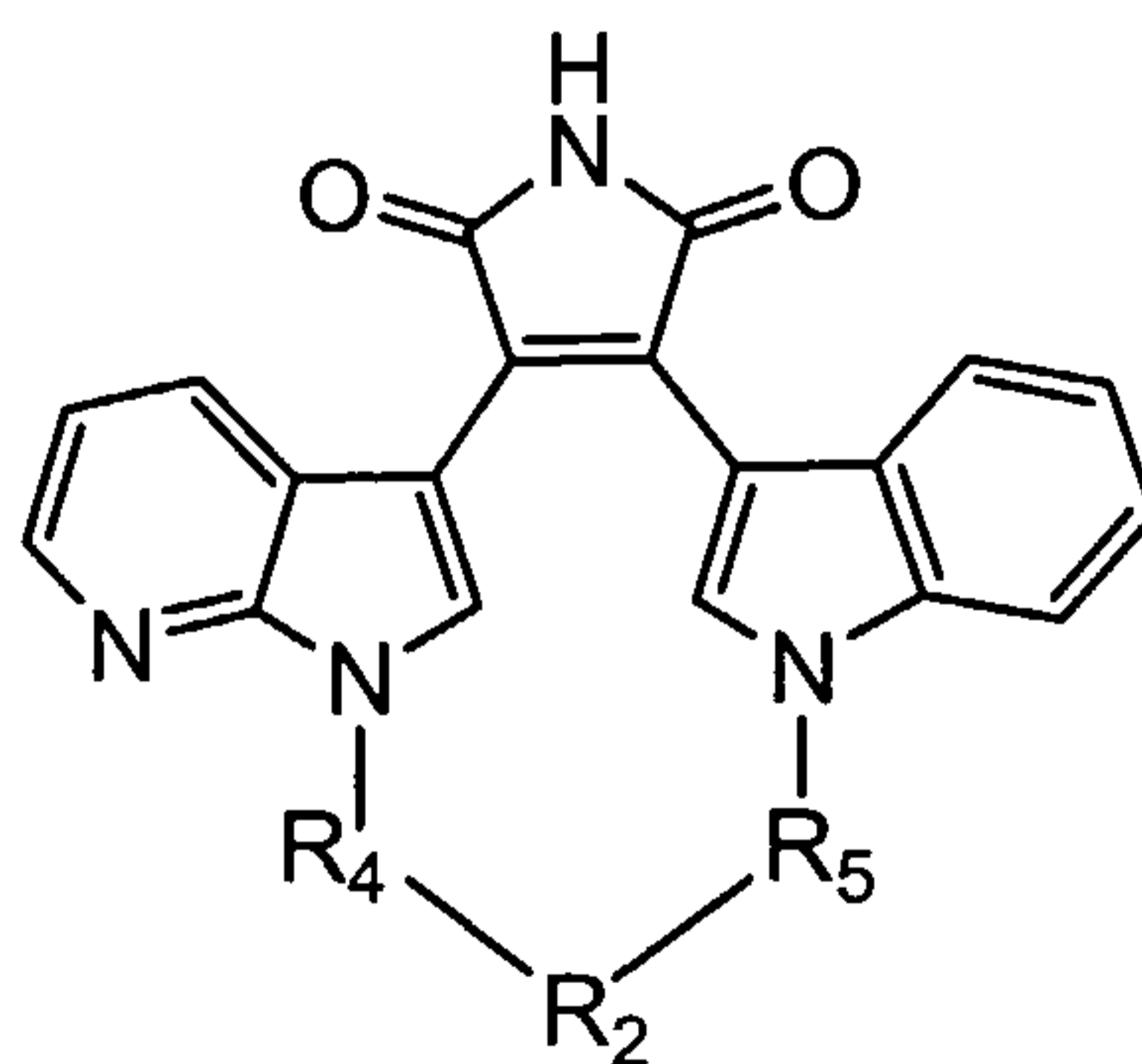


Formula (Ii1)

wherein R_4 , R_2 and R_5 are dependently selected from:

Cpd	R_4	R_2	R_5
8	$-CH_2-$	$-1,3\text{-phenyl-}$	$-CH_2-$
9	$-CH_2-$	$-2,6\text{-pyridinyl-}$	$-CH_2-$

5 Exemplified compounds of the present invention include a compound of Formula (Ij) selected from a compound of Formula (Ij1):



Formula (Ij1)

wherein R_4 , R_2 and R_5 are dependently selected from:

Cpd	R ₄	R ₂	R ₅
10	-(CH ₂) ₂ -	-O-(CH ₂) ₂ -O-	-(CH ₂) ₂ -
11	-(CH ₂) ₂ -	-O-(CH ₂) ₂ -O-(CH ₂) ₂ -O-	-(CH ₂) ₂ -

The compounds of the present invention may also be present in the form of pharmaceutically acceptable salts. For use in medicine, the salts of the compounds of this invention refer to non-toxic "pharmaceutically acceptable salts" (*Ref. International J. Pharm.*, 1986, 33, 201-217; *J. Pharm.Sci.*, 1997 (Jan), 66, 1, 1). Other salts may, however, be useful in the preparation of compounds according to this invention or of their pharmaceutically acceptable salts. Representative organic or inorganic acids include, but are not limited to, hydrochloric, hydrobromic, hydriodic, perchloric, sulfuric, nitric, phosphoric, acetic, propionic, glycolic, lactic, succinic, maleic, fumaric, malic, tartaric, citric, benzoic, mandelic, methanesulfonic, hydroxyethanesulfonic, benzenesulfonic, oxalic, pamoic, 2-naphthalenesulfonic, *p*-toluenesulfonic, cyclohexanesulfamic, salicylic, saccharinic or trifluoroacetic acid. Representative organic or inorganic bases include, but are not limited to, basic or cationic salts such as benzathine, chlorprocaine, choline, diethanolamine, ethylenediamine, meglumine, procaine, aluminum, calcium, lithium, magnesium, potassium, sodium and zinc.

The present invention includes within its scope prodrugs of the compounds of this invention. In general, such prodrugs will be functional derivatives of the compounds, which are readily convertible *in vivo* into the required compound. Thus, in the methods of treatment of the present invention, the term "administering" shall encompass the treatment of the various disorders described with the compound specifically disclosed or with a compound which may not be specifically disclosed, but which converts to the specified compound *in vivo* after administration to the subject. Conventional procedures for the selection and preparation of suitable prodrug derivatives are described, for example, in "Design of Prodrugs", ed. H. Bundgaard, Elsevier, 1985.

Where the compounds according to this invention have at least one chiral center, they may accordingly exist as enantiomers. Where the compounds possess two or more chiral centers, they may additionally exist as diastereomers. Where the

processes for the preparation of the compounds according to the invention give rise to mixture of stereoisomers, these isomers may be separated by conventional techniques such as preparative chromatography. The compounds may be prepared in racemic form or individual enantiomers may be prepared by standard techniques known to those skilled in the art, for example, by enantiospecific synthesis or resolution, formation of diastereomeric pairs by salt formation with an optically active acid, followed by fractional crystallization and regeneration of the free base. The compounds may also be resolved by formation of diastereomeric esters or amides, followed by chromatographic separation and removal of the chiral auxiliary. Alternatively, the compounds may be resolved using a chiral HPLC column. It is to be understood that all such isomers and mixtures thereof are encompassed within the scope of the present invention.

Unless specified otherwise, the term "alkyl" refers to a saturated straight or branched chain consisting solely of 1-8 hydrogen substituted carbon atoms; preferably, 1-6 hydrogen substituted carbon atoms; and, most preferably, 1-4 hydrogen substituted carbon atoms. The term "alkenyl" refers to a partially unsaturated straight or branched alkyl chain that contains at least one double bond. The term "alkynyl" refers to a partially unsaturated straight or branched alkyl chain that contains at least one triple bond. The term "alkoxy" refers to -O-alkyl, where alkyl is as defined *supra*. The term "alkylthio" refers to -S-alkyl, where alkyl is as defined *supra*. A carboxyl group is a carbonyl with a terminal OH group.

When the straight or branched alkyl chain functions as a linking group and is optionally substituted with amino, halogen, hydroxy or oxo substituents, the branched alkyl chain may be substituted on the linking alkyl chain, the branch of the linking alkyl chain or on both.

The term "cycloalkyl" refers to a saturated or partially unsaturated cyclic alkyl ring consisting of 3-8 hydrogen substituted carbon atoms. Examples include, and are not limited to, cyclopropyl, cyclopentyl, cyclohexyl or cycloheptyl. The term "spirocycloalkyl" refers to a cycloalkyl ring sharing a single ring carbon with another attached ring.

The term "heterocyclyl" refers to a saturated or partially unsaturated ring having five members of which at least one member is a N, O or S atom and which optionally contains one additional O atom or one, two or three additional N atoms, a saturated or partially unsaturated ring having six members of which one, two or three members are a N atom, a saturated or partially unsaturated bicyclic ring having nine members of which at least one member is a N, O or S atom and which optionally contains one, two or three additional N atoms and a saturated or partially unsaturated bicyclic ring having ten members of which one, two or three members are a N atom. Examples include, and are not limited to, pyrrolinyl, pyrrolidinyl, dioxolanyl, imidazolanyl, imidazolidinyl, pyrazolinyl, pyrazolidinyl, piperidinyl, morpholinyl or piperazinyl. The term "spiroheterocyclyl" refers to a heterocyclyl ring sharing a single ring carbon with another attached ring.

The term "aryl" refers to an aromatic monocyclic ring system containing 5–6 hydrogen substituted carbon atoms or an aromatic bicyclic ring system containing 9–14 hydrogen substituted carbon atoms. Examples include, and are not limited to, phenyl, naphthalenyl or anthracenyl.

The term "heteroaryl" refers to an aromatic monocyclic ring system containing five members of which at least one member is a N, O or S atom and which optionally contains one, two or three additional N atoms, an aromatic monocyclic ring having six members of which one, two or three members are a N atom, an aromatic bicyclic ring having nine members of which at least one member is a N, O or S atom and which optionally contains one, two or three additional N atoms and an aromatic bicyclic ring having ten members of which one, two or three members are a N atom. Examples include, and are not limited to, furyl, thienyl, pyrrolyl, oxazolyl, thiazolyl, imidazolyl, pyrazolyl, isoxazolyl, isothiazolyl, pyridinyl, pyridazinyl, pyrimidinyl, pyrazinyl, quinolinyl or isoquinolinyl.

The term "halo" or "halogen" refers to a fluoro, chloro, bromo or iodo atom.

"Independently" means that when a group is substituted with more than one

substituent that the substituents may be the same or different. "Dependently" means that the substituents are specified in an indicated combination of structure variables.

An embodiment of the invention is a pharmaceutical composition comprising a pharmaceutically acceptable carrier and any of the compounds described above.

5 Illustrative of the invention is a pharmaceutical composition made by mixing any of the compounds described above and a pharmaceutically acceptable carrier. Another illustration of the invention is a process for making a pharmaceutical composition comprising mixing any of the compounds described above and a pharmaceutically acceptable carrier. Further illustrative of the present invention are pharmaceutical
10 compositions comprising one or more compounds of this invention in association with a pharmaceutically acceptable carrier.

As used herein, the term "composition" is intended to encompass a product comprising the specified ingredients in the specified amounts, as well as any product which results, directly or indirectly, from combinations of the specified ingredients in
15 the specified amounts.

The compounds of the present invention are selective kinase or dual-kinase inhibitors useful in a method for treating or ameliorating a kinase or dual-kinase mediated disorder. In a preferred embodiment, the kinase is selected from protein kinase C or glycogen synthase kinase-3 and more preferably, the kinase is selected
20 from protein kinase C α , protein kinase C β -II, protein kinase C γ or glycogen synthase kinase-3 β . However, as demonstrated in the examples included herein, the compounds of this invention demonstrate inhibitory activity for a number of other kinases as well.

Protein Kinase C Isoforms

Protein kinase C (PKC) is known to play a key role in intracellular signal
25 transduction (cell-cell signaling), gene expression and in the control of cell differentiation and growth. The PKC family is composed of twelve isoforms that are further classified into 3 subfamilies: the calcium dependent classical PKC isoforms alpha (α), beta-I (β -I), beta-II (β -II) and gamma (γ); the calcium independent PKC isoforms delta (δ), epsilon (ϵ), eta (η), theta (θ) and mu (μ); and, the atypical PKC

isoforms zeta (ζ), lambda (λ) and iota (ι).

Certain disease states tend to be associated with elevation of particular PKC isoforms. The PKC isoforms exhibit distinct tissue distribution, subcellular localization and activation-dependent cofactors. For example, the α and β isoforms of PKC are
5 selectively induced in vascular cells stimulated with agonists such as vascular endothelial growth factor (VEGF) (P. Xia, et al., *J. Clin. Invest.*, **1996**, *98*, 2018) and have been implicated in cellular growth, differentiation, and vascular permeability (H. Ishii, et al., *J. Mol. Med.*, **1998**, *76*, 21). The elevated blood glucose levels found in diabetes leads to an isoform-specific elevation of the β -II isoform in vascular tissues
10 (Inoguchi, et al., *Proc. Natl. Acad. Sci. USA*, **1992**, *89*, 11059-11065). A diabetes-linked elevation of the β isoform in human platelets has been correlated with the altered response of the platelets to agonists (Bastyr III, E. J. and Lu, J., *Diabetes*, **1993**, *42*, (Suppl. 1) 97A). The human vitamin D receptor has been shown to be selectively phosphorylated by PKC β . This phosphorylation has been linked to alterations in the
15 functioning of the receptor (Hsieh, et al., *Proc. Natl. Acad. Sci. USA*, **1991**, *88*, 9315-9319; Hsieh, et al., *J. Biol. Chem.*, **1993**, *268*, 15118-15126). In addition, the work has shown that the β -II isoform is responsible for erythroleukemia cell proliferation while the α isoform is involved in megakaryocyte differentiation in these same cells (Murray, et al., *J. Biol. Chem.*, **1993**, *268*, 15847-15853).

20 Cardiovascular Diseases

PKC activity plays an important role in cardiovascular diseases. Increased PKC activity in the vasculature has been shown to cause increased vasoconstriction and hypertension (Bilder, G. E., et al., *J. Pharmacol. Exp. Ther.*, **1990**, *252*, 526-530). PKC inhibitors block agonist-induced smooth muscle cell proliferation (Matsumoto, H. and
25 Sasaki, Y., *Biochem. Biophys. Res. Commun.*, **1989**, *158*, 105-109). PKC β triggers events leading to the induction of Egr-1 (Early Growth Factor-1) and tissue factor under hypoxic conditions (as part of the oxygen deprivation-mediated pathway for triggering procoagulant events) (Yan, S-F, et al., *J. Biol. Chem.*, **2000**, *275*, 16, 11921-11928). PKC β is suggested as a mediator for production of PAI-1 (Plasminogen
30 Activator Inhibitor-1) and is implicated in the development of thrombosis and

atherosclerosis (Ren, S, et al., *Am. J. Physiol.*, **2000**, 278, (4, Pt. 1), E656-E662). PKC inhibitors are useful in treating cardiovascular ischemia and improving cardiac function following ischemia (Muid, R. E., et al., *FEBS Lett.*, **1990**, 293, 169-172; Sonoki, H. et al., *Kokyu-To Junkan*, **1989**, 37, 669-674). Elevated PKC levels have been correlated
5 with an increase in platelet function in response to agonists (Bastyr III, E. J. and Lu, J., *Diabetes*, **1993**, 42, (Suppl. 1) 97A). PKC has been implicated in the biochemical pathway in the platelet-activating factor (PAF) modulation of microvascular permeability (Kobayashi, et al., *Amer. Phys. Soc.*, **1994**, H1214- H1220). PKC inhibitors affect agonist-induced aggregation in platelets (Toullec, D., et al., *J. Biol.*
10 *Chem.*, **1991**, 266, 15771-15781). Accordingly, PKC inhibitors may be indicated for use in treating cardiovascular disease, ischemia, thrombotic conditions, atherosclerosis and restenosis.

Diabetes

Excessive activity of PKC has been linked to insulin signaling defects and
15 therefore to the insulin resistance seen in Type II diabetes (Karasik, A., et al., *J. Biol. Chem.*, **1990**, 265, 10226-10231; Chen, K. S., et al., *Trans. Assoc. Am. Physicians*, **1991**, 104, 206-212; Chin, J. E., et al., *J. Biol. Chem.*, **1993**, 268, 6338-6347).

Diabetes-Associated Disorders

Studies have demonstrated an increase in PKC activity in tissues known to be
20 susceptible to diabetic complications when exposed to hyperglycemic conditions (Lee, T-S., et al., *J. Clin. Invest.*, **1989**, 83, 90-94; Lee, T-S., et al., *Proc. Natl. Acad. Sci. USA*, **1989**, 86, 5141-5145; Craven, P. A. and DeRubertis, F. R., *J. Clin. Invest.*, **1989**, 87, 1667-1675; Wolf, B. A., et al., *J. Clin. Invest.*, **1991**, 87, 31- 38; Tesfamariam, B., et al., *J. Clin. Invest.*, **1991**, 87, 1643-1648). For example, activation of the PKC- β -II
25 isoform plays an important role in diabetic vascular complications such as retinopathy (Ishii, H., et al., *Science*, **1996**, 272, 728-731) and PKC β has been implicated in development of the cardiac hypertrophy associated with heart failure (X. Gu, et al., *Circ. Res.*, **1994**, 75, 926; R. H. Strasser, et al., *Circulation*, **1996**, 94, I551).
Overexpression of cardiac PKC β II in transgenic mice caused cardiomyopathy
30 involving hypertrophy, fibrosis and decreased left ventricular function (H. Wakasaki, et al., *Proc. Natl. Acad. Sci. USA*, **1997**, 94, 9320).

Inflammatory Diseases

PKC inhibitors block inflammatory responses such as the neutrophil oxidative burst, CD3 down-regulation in T-lymphocytes and phorbol-induced paw edema (Twoemy, B., et al., *Biochem. Biophys. Res. Commun.*, **1990**, *171*, 1087-1092; 5 Mulqueen, M. J., et al. *Agents Actions*, **1992**, *37*, 85-89). PKC β has an essential role in the degranulation of bone marrow-derived mast cells, thus affecting cell capacity to produce IL-6 (Interleukin-6) (Nechushtan, H., et al., *Blood*, **2000** (March), *95*, 5, 1752-1757). PKC plays a role in enhanced ASM (Airway Smooth Muscle) cell growth in rat models of two potential risks for asthma: hyperresponsiveness to contractile agonists and to growth stimuli (Ren, S, et al., *Am. J. Physiol.*, **2000**, *278*, (4, Pt. 1), E656-E662). 10 PKC β -1 overexpression augments an increase in endothelial permeability, suggesting an important function in the regulation of the endothelial barrier (Nagpala, P.G., et al., *J. Cell Physiol.*, **1996**, *2*, 249-55). PKC β mediates activation of neutrophil NADPH oxidase by PMA and by stimulation of Fc γ receptors in neutrophils (Dekker, L.V., et 15 al., *Biochem. J.*, **2000**, *347*, 285-289). Thus, PKC inhibitors may be indicated for use in treating inflammation and asthma.

Immunological Disorders

PKC may be useful in treating or ameliorating certain immunological disorders. While one study suggests that HCMV (Human Cytomegalovirus) inhibition is not 20 correlated with PKC inhibition (Slater, M.J., et al., *Biorg. & Med. Chem.*, **1999**, *7*, 1067-1074), another study showed that the PKC signal transduction pathway synergistically interacted with the cAMP-dependent PKA pathway to activate or increase HIV-1 transcription and viral replication and was abrogated with a PKC inhibitor (Rabbi, M.F., et al., *Virology*, **1998** (June 5), *245*, 2, 257-69). Therefore, an 25 immunological disorder may be treated or ameliorated as a function of the affected underlying pathway's response to up- or down-regulation of PKC.

PKC β deficiency also results in an immunodeficiency characterized by impaired humoral immune responses and a reduced B cell response, similar to X-linked immunodeficiency in mice and plays an important role in antigen receptor-mediated 30 signal transduction (Leitges, M., et al., *Science (Wash., D.C.)*, **1996**, *273*, 5276, 788-

789). Accordingly, transplant tissue rejection may be ameliorated or prevented by suppressing the immune response using a PKC β inhibitor.

Dermatological Disorders

Abnormal activity of PKC has been linked to dermatological disorders characterized by abnormal proliferation of keratinocytes, such as psoriasis (Horn, F., et al., *J. Invest. Dermatol.*, **1987**, *88*, 220-222; Raynaud, F. and Evain-Brion, D., *Br. J. Dermatol.*, **1991**, *124*, 542-546). PKC inhibitors have been shown to inhibit keratinocyte proliferation in a dose-dependent manner (Hegemann, L., et al., *Arch. Dermatol. Res.*, **1991**, *283*, 456-460; Bollag, W. B., et al., *J. Invest. Dermatol.*, **1993**, *100*, 240-246).

Oncological Disorders

PKC activity has been associated with cell growth, tumor promotion, uncontrolled cell growth and cancer (Rotenberg, S. A. and Weinstein, I. B., *Biochem. Mol. Aspects Sel. Cancer*, **1991**, *1*, 25-73; Ahmad, et al., *Molecular Pharmacology*, **1993**, *43*, 858-862); PKC inhibitors are known to be effective in preventing tumor growth in animals (Meyer, T., et al., *Int. J. Cancer*, **1989**, *43*, 851-856; Akinagaka, S., et al., *Cancer Res.*, **1991**, *51*, 4888-4892). PKC β -1 and β -2 expression in differentiated HD3 colon carcinoma cells blocked their differentiation, enabling them to proliferate in response to basic FGF (Fibroblast Growth Factor) like undifferentiated cells, increasing their growth rate and activating several MBP (Myelin-Basic Protein) kinases, including p57 MAP (Mitogen-Activated Protein) kinase (Sauma, S., et al., *Cell Growth Differ.*, **1996**, *7*, 5, 587-94). PKC α inhibitors, having an additive therapeutic effect in combination with other anti-cancer agents, inhibited the growth of lymphocytic leukemia cells (Konig, A., et al., *Blood*, **1997**, *90*, 10, Suppl. 1 Pt. 2). PKC inhibitors enhanced MMC (Mitomycin-C) induced apoptosis in a time-dependent fashion in a gastric cancer cell-line, potentially indicating use as agents for chemotherapy-induced apoptosis (Danso, D., et al., *Proc. Am. Assoc. Cancer Res.*, **1997**, *38*, 88 Meet., 92). Therefore, PKC inhibitors may be indicated for use in ameliorating cell and tumor growth, in treating or ameliorating cancers (such as leukemia or colon cancer) and as adjuncts to chemotherapy.

PKC α (by enhancing cell migration) may mediate some proangiogenic effects of PKC activation while PKC δ may direct antiangiogenic effects of overall PKC activation (by inhibiting cell growth and proliferation) in capillary endothelial cells, thus regulating endothelial proliferation and angiogenesis (Harrington, E.O., et al., *J. Biol. Chem.*, **1997**, 272, 11, 7390-7397). PKC inhibitors inhibit cell growth and induce apoptosis in human glioblastoma cell lines, inhibit the growth of human astrocytoma xenografts and act as radiation sensitizers in glioblastoma cell lines (Begemann, M., et al., *Anticancer Res. (Greece)*, **1998** (Jul-Aug), 18, 4A, 2275-82). PKC inhibitors, in combination with other anti-cancer agents, are radiation and chemosensitizers useful in cancer therapy (Teicher, B.A., et al., *Proc. Am. Assoc. Cancer Res.*, **1998**, 39, 89 Meet., 384). PKC β inhibitors (by blocking the MAP kinase signal transduction pathways for VEGF (Vascular Endothelial Growth Factor) and bFGF (basic Fibrinogen Growth Factor) in endothelial cells), in a combination regimen with other anti-cancer agents, have an anti-angiogenic and antitumor effect in a human T98G glioblastoma multiforme xenograft model (Teicher, B.A., et al., *Clinical Cancer Research*, **2001** (March), 7, 634-640). Accordingly, PKC inhibitors may be indicated for use in ameliorating angiogenesis and in treating or ameliorating cancers (such as breast, brain, kidney, bladder, ovarian or colon cancers) and as adjuncts to chemotherapy and radiation therapy.

20 Central Nervous System Disorders

PKC activity plays a central role in the functioning of the CNS (Huang, K. P., *Trends Neurosci.*, **1989**, 12, 425-432) and PKC is implicated in Alzheimer's disease (Shimohama, S., et al., *Neurology*, **1993**, 43, 1407-1413) and inhibitors have been shown to prevent the damage seen in focal and central ischemic brain injury and brain edema (Hara, H., et al., *J. Cereb. Blood Flow Metab.*, **1990**, 10, 646-653; Shibata, S., et al., *Brain Res.*, **1992**, 594, 290-294). Accordingly, PKC inhibitors may be indicated for use in treating Alzheimers disease and in treating neurotraumatic and ischemia-related diseases.

The long-term increase in PKC γ (as a component of the phosphoinositide 2nd messenger system) and muscarinic acetylcholine receptor expression in an amygdala-

kindled rat model has been associated with epilepsy, serving as a basis for the rat's permanent state of hyperexcitability (Beldhuis, H.J.A., et al., *Neuroscience*, **1993**, *55*, 4, 965-73). Therefore, PKC inhibitors may be indicated for use in treating epilepsy.

5 The subcellular changes in content of the PKC γ and PKC β -II isoenzymes for animals in an *in-vivo* thermal hyperalgesia model suggests that peripheral nerve injury contributes to the development of persistent pain (Miletic, V., et al., *Neurosci. Lett.*, **2000**, *288*, 3, 199-202). Mice lacking PKC γ display normal responses to acute pain stimuli, but almost completely fail to develop a neuropathic pain syndrome after partial sciatic nerve section (Chen, C., et al., *Science (Wash., D.C.)*, **1997**, *278*, 5336, 279-
10 283). PKC modulation may thus be indicated for use in treating chronic pain and neuropathic pain.

PKC has demonstrated a role in the pathology of conditions such as, but not limited to, cardiovascular diseases, diabetes, diabetes-associated disorders, inflammatory diseases, immunological disorders, dermatological disorders, oncological
15 disorders and central nervous system disorders.

Glycogen Synthase Kinase-3

Glycogen synthase kinase-3 (GSK-3) is a serine/threonine protein kinase composed of two isoforms (α and β) which are encoded by distinct genes. GSK-3 is one of several protein kinases which phosphorylate glycogen synthase (GS) (Embi, et
20 al., *Eur. J. Biochem*, **1980**, *107*, 519-527). The α and β isoforms have a monomeric structure of 49 and 47kD respectively and are both found in mammalian cells. Both isoforms phosphorylate muscle glycogen synthase (Cross, et al., *Biochemical Journal*, **1994**, *303*, 21-26) and these two isoforms show good homology between species (human and rabbit GSK-3 α are 96% identical).

25 Diabetes

Type II diabetes (or Non-Insulin Dependent Diabetes Mellitus, NIDDM) is a multifactorial disease. Hyperglycemia is due to insulin resistance in the liver, muscle and other tissues coupled with inadequate or defective secretion of insulin from pancreatic islets. Skeletal muscle is the major site for insulin-stimulated glucose

uptake. In this tissue, glucose removed from the circulation is either metabolised through glycolysis and the TCA (tricarboxylic acid) cycle or stored as glycogen. Muscle glycogen deposition plays the more important role in glucose homeostasis and Type II diabetic subjects have defective muscle glycogen storage. The stimulation of glycogen synthesis by insulin in skeletal muscle results from the dephosphorylation and activation of glycogen synthase (Villar-Palasi C. and Larner J., *Biochim. Biophys. Acta*, 1960, 39, 171-173, Parker P.J., et al., *Eur. J. Biochem.*, 1983, 130, 227-234, and Cohen P., *Biochem. Soc. Trans.*, 1993, 21, 555-567). The phosphorylation and dephosphorylation of GS are mediated by specific kinases and phosphatases. GSK-3 is responsible for phosphorylation and deactivation of GS, while glycogen bound protein phosphatase 1 (PP1G) dephosphorylates and activates GS. Insulin both inactivates GSK-3 and activates PP1G (Srivastava A.K. and Pandey S.K., *Mol. and Cellular Biochem.*, 1998, 182, 135-141).

Studies suggest that an increase in GSK-3 activity might be important in Type II diabetic muscle (Chen, et al., *Diabetes*, 1994, 43, 1234-1241). Overexpression of GSK-3 β and constitutively active GSK-3 β (S9A, S9e) mutants in HEK-293 cells resulted in suppression of glycogen synthase activity (Eldar-Finkelman, et al., *PNAS*, 1996, 93, 10228-10233) and overexpression of GSK-3 β in CHO cells, expressing both insulin receptor and insulin receptor substrate 1 (IRS-1) resulted in impairment of insulin action (Eldar-Finkelman and Krebs, *PNAS*, 1997, 94, 9660-9664). Recent evidence for the involvement of elevated GSK-3 activity and the development of insulin resistance and Type II diabetes in adipose tissue has emerged from studies undertaken in diabetes and obesity prone C57BL/6J mice (Eldar-Finkelman, et al., *Diabetes*, 1999, 48, 1662-1666).

25 Inflammatory Diseases

Studies on fibroblasts from the GSK-3 β knockout mouse indicate that inhibition of GSK-3 may be useful in treating inflammatory disorders or diseases through the negative regulation of NF κ B activity (Hoeflich K. P., et al., *Nature*, 2000, 406, 86-90).

Dermatological Disorders

30 The finding that transient β -catenin stabilization may play a role in hair

development (Gat, et al., *Cell*, **1998**, *95*, 605-614) suggests that GSK-3 inhibitors could also be used in the treatment of baldness.

Central Nervous System Disorders

In addition to modulation of glycogen synthase activity, GSK-3 also plays an important role in the CNS disorders. GSK-3 inhibitors may be of value as neuroprotectants in the treatment of acute stroke and other neurotraumatic injuries (Pap and Cooper, *J. Biol. Chem.*, **1998**, *273*, 19929-19932). Lithium, a low mM inhibitor of GSK-3, has been shown to protect cerebellar granule neurons from death (D'Mello, et al., *Exp. Cell Res.*, **1994**, *211*, 332-338) and chronic lithium treatment has demonstrable efficacy in the middle cerebral artery occlusion model of stroke in rodents (Nonaka and Chuang, *Neuroreport*, **1998**, *9(9)*, 2081-2084).

Tau and β -catenin, two known *in vivo* substrates of GSK-3, are of direct relevance in consideration of further aspects of the value of GSK-3 inhibitors in relation to treatment of chronic neurodegenerative conditions. Tau hyperphosphorylation is an early event in neurodegenerative conditions such as Alzheimer's disease and is postulated to promote microtubule disassembly. Lithium has been reported to reduce the phosphorylation of tau, enhance the binding of tau to microtubules and promote microtubule assembly through direct and reversible inhibition of GSK-3 (Hong M. et al *J. Biol. Chem.*, **1997**, *272(40)*, 25326-32). β -catenin is phosphorylated by GSK-3 as part of a tripartite axin protein complex resulting in β -catenin degradation (Ikeda, et al., *EMBO J.*, **1998**, *17*, 1371-1384). Inhibition of GSK-3 activity is involved in the stabilization of catenin and promotes β -catenin-LEF-1/TCF transcriptional activity (Eastman, Grosschedl, *Curr. Opin. Cell Biol.*, **1999**, *11*, 233). Studies have also suggested that GSK-3 inhibitors may also be of value in the treatment of schizophrenia (Cotter D., et al. *Neuroreport*, **1998**, *9*, 1379-1383; Lijam N., et al., *Cell*, **1997**, *90*, 895-905) and manic depression (Manji, et al., *J. Clin. Psychiatry*, **1999**, *60*, (Suppl 2) 27-39 for review).

Accordingly, compounds found useful as GSK-3 inhibitors could have further therapeutic utility in the treatment of diabetes, inflammatory diseases, dermatological disorders and central nervous system disorders.

A preferred method of the present invention is a method for treating or ameliorating a kinase or dual-kinase mediated disorder in a subject in need thereof comprising administering to the subject a therapeutically effective amount of an instant compound or pharmaceutical composition thereof. The therapeutically effective
5 amount of the compounds of Formula (I) exemplified in such a method is from about 0.001 mg/kg/day to about 300 mg/kg/day.

Embodiments of the present invention include the use of a compound of Formula (I) for the preparation of a medicament for treating or ameliorating a kinase or dual-kinase mediated disorder in a subject in need thereof wherein a preferred method
10 step comprises administering the kinase to dual-kinase inhibitor to a patient.

In accordance with the methods of the present invention, an individual compound of the present invention or a pharmaceutical composition thereof can be administered separately at different times during the course of therapy or concurrently in divided or single combination forms. The instant invention is therefore to be
15 understood as embracing all such regimes of simultaneous or alternating treatment and the term "administering" is to be interpreted accordingly.

Embodiments of the present method include a compound or pharmaceutical composition thereof advantageously co-administered in combination with other agents for treating, reducing or ameliorating the effects of a kinase or dual-kinase mediated
20 disorder. For example, in the treatment of diabetes, especially Type II diabetes, a compound of Formula (I) or pharmaceutical composition thereof may be used in combination with other agents, especially insulin or antidiabetic agents including, but not limited to, insulin secretagogues (such as sulphonylureas), insulin sensitizers including, but not limited to, glitazone insulin sensitizers (such as thiazolidinediones)
25 or biguanides or α glucosidase inhibitors.

The combination product is a product that comprises the co-administration of a compound of Formula (I) or a pharmaceutical composition thereof and an additional agent for treating or ameliorating a kinase or dual-kinase mediated disorder, and the

term combination product further comprises a product that is sequentially administered where the product comprises a compound of Formula (I) or pharmaceutical composition thereof and an additional agent for treating or ameliorating a kinase or dual-kinase mediated disorder, administration of a pharmaceutical composition
5 containing a compound of Formula (I) or pharmaceutical composition thereof and an additional agent for treating or ameliorating a kinase or dual-kinase mediated disorder or the essentially simultaneous administration of a separate pharmaceutical composition containing a compound of Formula (I) or pharmaceutical composition thereof and a separate pharmaceutical composition containing an additional agent for treating or
10 ameliorating a kinase or dual-kinase mediated disorder.

The term “subject” as used herein, refers to an animal, preferably a mammal, most preferably a human, who has been the object of treatment, observation or experiment.

The term “therapeutically effective amount” as used herein, means that amount
15 of active compound or pharmaceutical agent that elicits the biological or medicinal response in a tissue system, animal or human, that is being sought by a researcher, veterinarian, medical doctor, or other clinician, which includes alleviation of the symptoms of the disease or disorder being treated.

The ubiquitous nature of the PKC and GSK isoforms and their important roles
20 in physiology provide incentive to produce highly selective PKC and GSK inhibitors. Given the evidence demonstrating linkage of certain isoforms to disease states, it is reasonable to assume that inhibitory compounds that are selective to one or two PKC isoforms or to a GSK isoform relative to the other PKC and GSK isoforms and other protein kinases are superior therapeutic agents. Such compounds should demonstrate
25 greater efficacy and lower toxicity by virtue of their specificity. Accordingly, it will be appreciated by one skilled in the art that a particular compound of Formula (I) is selected where it is therapeutically effective for a particular kinase or dual-kinase mediated disorder based on the modulation of the disorder through the demonstration of selective kinase or dual-kinase inhibition in response to that compound.
30 Experiments exemplifying selective kinase or dual-kinase inhibition are provided in the

examples. The usefulness of a compound of Formula (I) as a selective kinase or dual-kinase inhibitor can be determined according to the methods disclosed herein and based on the data obtained to date, it is anticipated that a particular compound will be useful in inhibiting one or more kinase or dual-kinase mediated disorders and therefore is
5 useful in one or more kinase or dual-kinase mediated disorders.

Therefore, the term “kinase or dual-kinase mediated disorders” as used herein, includes, and is not limited to, cardiovascular diseases, diabetes, diabetes-associated disorders, inflammatory diseases, immunological disorders, dermatological disorders, oncological disorders and CNS disorders.

10 Cardiovascular diseases include, and are not limited to, acute stroke, heart failure, cardiovascular ischemia, thrombosis, atherosclerosis, hypertension, restenosis, retinopathy of prematurity or age-related macular degeneration. Diabetes includes insulin dependent diabetes or Type II non-insulin dependent diabetes mellitus. Diabetes-associated disorders include, and are not limited to, impaired glucose
15 tolerance, diabetic retinopathy, proliferative retinopathy, retinal vein occlusion, macular edema, cardiomyopathy, nephropathy or neuropathy. Inflammatory diseases include, and are not limited to, vascular permeability, inflammation, asthma, rheumatoid arthritis or osteoarthritis. Immunological disorders include, and are not limited to, transplant tissue rejection, HIV-1 or immunological disorders treated or ameliorated by
20 PKC modulation. Dermatological disorders include, and are not limited to, psoriasis, hair loss or baldness. Oncological disorders include, and are not limited to, cancer or tumor growth (such as breast, brain, kidney, bladder, ovarian or colon cancer or leukemia) and other diseases associated with uncontrolled cell proliferation such as recurring benign tumors as well as including proliferative angiopathy and angiogenesis;
25 and, includes use for compounds of Formula (I) as an adjunct to chemotherapy and radiation therapy. CNS disorders include, and are not limited to, chronic pain, neuropathic pain, epilepsy, chronic neurodegenerative conditions (such as dementia or Alzheimer’s disease), mood disorders (such as schizophrenia), manic depression or neurotraumatic, cognitive decline and ischemia-related diseases (as a result of head
30 trauma (from acute ischemic stroke, injury or surgery) or transient ischemic stroke (from coronary bypass surgery or other transient ischemic conditions)).

Pharmaceutical compositions contemplated within this invention can be prepared according to conventional pharmaceutical techniques. A pharmaceutically acceptable carrier may be used in the composition of the invention. The composition may take a wide variety of forms depending on the form of preparation desired for administration including, but not limited to, intravenous (both bolus and infusion), oral, nasal, transdermal, topical with or without occlusion, intraperitoneal, subcutaneous, intramuscular or parenteral, all using forms well known to those of ordinary skill in the pharmaceutical arts. In preparing the compositions in oral dosage form, one or more of the usual pharmaceutical carriers may be employed, such as water, glycols, oils, alcohols, flavoring agents, preservatives, coloring agents, syrup and the like in the case of oral liquid preparations (for example, suspensions, elixirs and solutions), or carriers such as starches, sugars, diluents, granulating agents, lubricants, binders, disintegrating agents and the like in the case of oral solid preparations (for example, powders, capsules and tablets).

As is also known in the art, the compounds may alternatively be administered parenterally via injection of a formulation consisting of the active ingredient dissolved in an inert liquid carrier. The injectable formulation can include the active ingredient mixed with an appropriate inert liquid carrier. Acceptable liquid carriers include vegetable oils such as peanut oil, cotton seed oil, sesame oil, and the like, as well as organic solvents such as solketal, glycerol, formal, and the like. As an alternative, aqueous parenteral formulations may also be used. For example, acceptable aqueous solvents include water, Ringer's solution and an isotonic aqueous saline solution. Further, a sterile non-volatile oil can usually be employed as solvent or suspending agent in the aqueous formulation. The formulations are prepared by dissolving or suspending the active ingredient in the liquid carrier such that the final formulation contains from 0.005 to 10% by weight of the active ingredient. Other additives including a preservative, an isotonizer, a solubilizer, a stabilizer and a pain-soothing agent may adequately be employed.

Furthermore, compounds of the present invention can be administered in intranasal form via topical use of suitable intranasal vehicles, or via transdermal routes,

using those forms of transdermal skin patches well known to those of ordinary skill in that art. To be administered in the form of a transdermal delivery system, the dosage administration will, of course, be continuous rather than intermittent throughout the dosage regimen.

5 Because of their ease of administration, tablets and capsules represent an advantageous oral dosage unit form, wherein solid pharmaceutical carriers are employed. If desired, tablets may be sugar-coated or enteric-coated by standard techniques.

10 For liquid forms the active drug component can be combined in suitably flavored suspending or dispersing agents such as the synthetic and natural gums, including for example, tragacanth, acacia, methyl-cellulose and the like. Other dispersing agents that may be employed include glycerin and the like.

15 The compounds of the present invention can also be administered in the form of liposome delivery systems, such as small unilamellar vesicles, large unilamellar vesicles and multilamellar vesicles. Liposomes containing delivery systems as well known in the art are formed from a variety of phospholipids, such as cholesterol, stearylamine or phosphatidylcholines.

20 The instant pharmaceutical composition will generally contain a per dosage unit (e.g., tablet, capsule, powder, injection, teaspoonful and the like) from about 0.001 to about 100 mg/kg. In one embodiment, the instant pharmaceutical composition contains a per dosage unit of from about 0.01 to about 50 mg/kg of compound, and preferably from about 0.05 to about 20 mg/kg. Methods are known in the art for determining therapeutically effective doses for the instant pharmaceutical composition. The therapeutically effective amount for administering the pharmaceutical composition to a
25 human, for example, can be determined mathematically from the results of animal studies.

Abbreviations

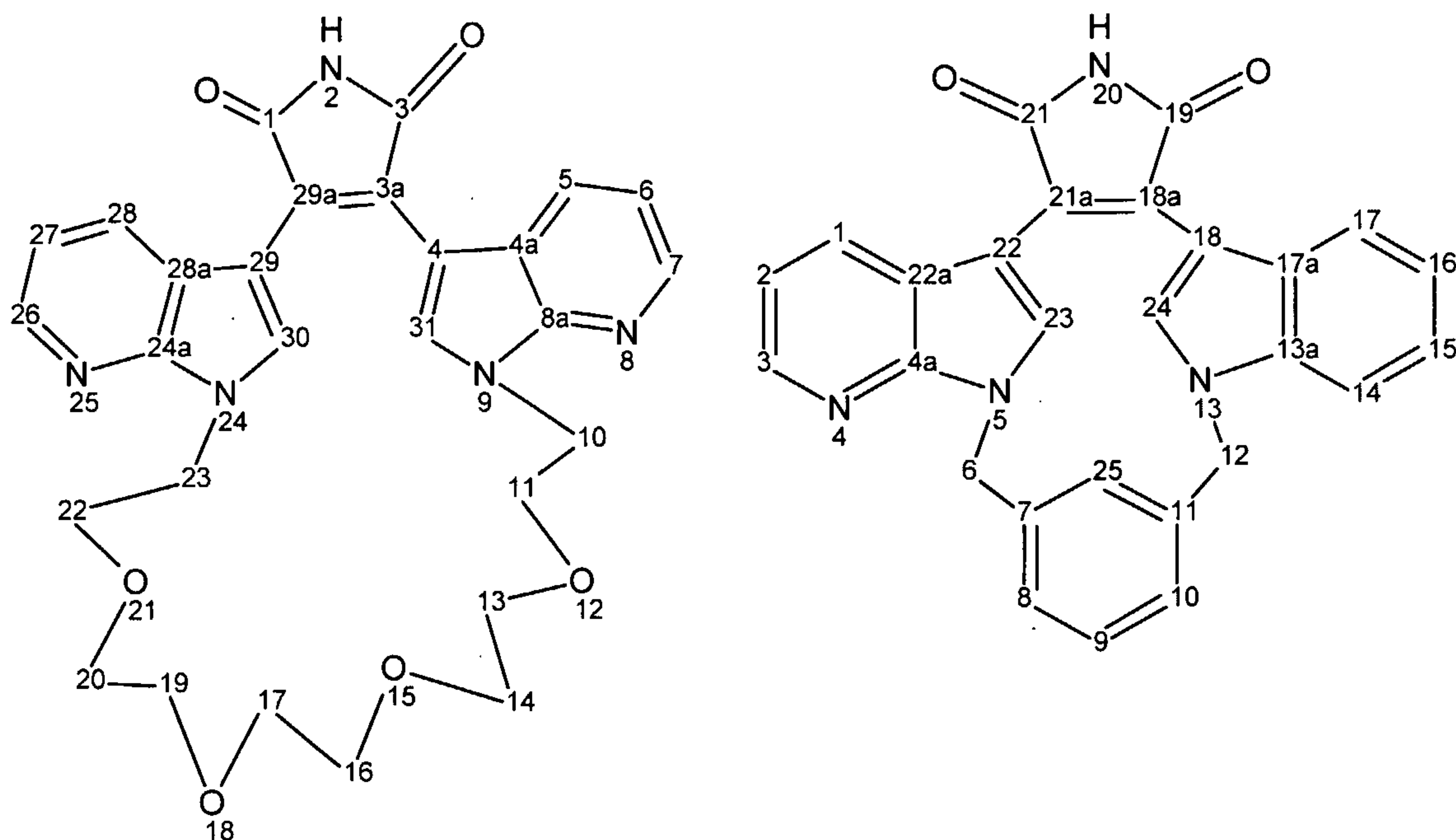
"Ph" or "PH" Phenyl

	"Boc"	t-Butoxycarbonyl
	"PdCl ₂ (PPh ₃) ₂ "	Dichlorobis(triphenylphosphine)palladium(II)
	"TFA"	Trifluoroacetic acid
	"DIEA"	N,N-diisopropylethylamine
5	"HMDS"	Hexamethyldisilazane
	"Cpd"	Compound
	"THF"	Tetrahydrofuran
	"DMF"	N,N-Dimethylformamide
	"TMSCHN ₂ "	trimethylsilyldiazomethane
10	"DMC"	dichloromethane
	"DCC"	dicyclohexane carbodiimide
	"HOBT"	hydroxybenzyl triazole
	rt	room temperature

15 A wavy line indicates bond attachment to a larger structure that is not shown but is otherwise identical to the larger compound of which the compound fragment is drawn.

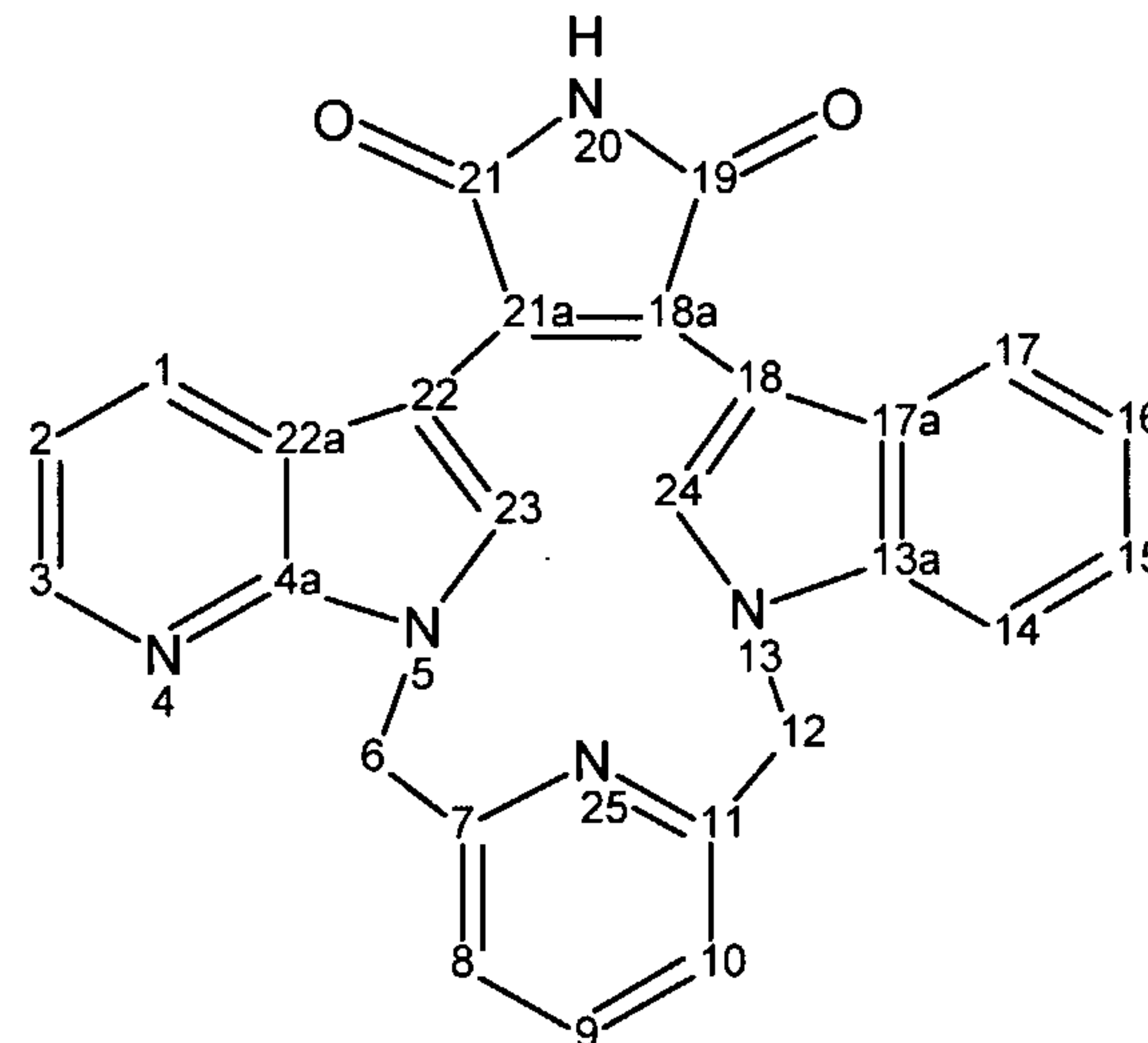
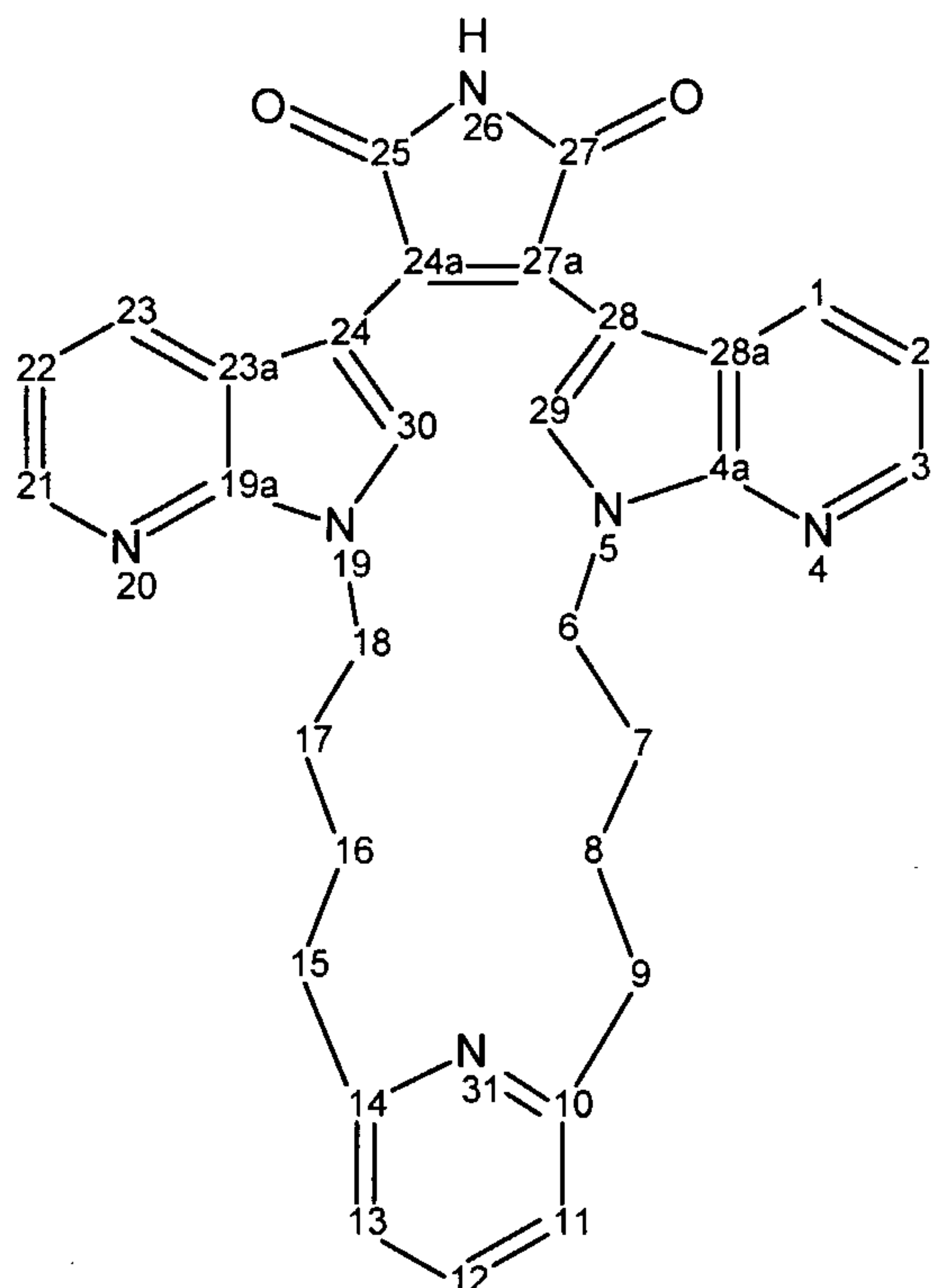
Nomenclature

Compounds are named according to nomenclature well known in the art and such nomenclature is exemplified using ring numbering as follows:



10,11,13,14,16,17,19,20,22,23-decahydro-9,4:24,29-dimetheno-1*H*-dipyrido[2,3-*n*:3',2'-*t*]pyrrolo[3,4-*q*][1,4,7,10,13,22]tetraoxadiazacycloicosin e-1,3(2*H*)-dione

12-hydro-6*H*,19*H*-5,22:13,18:7,11-trimethenopyrido[2,3-*j*]pyrrolo[3,4-*m*][1,9]benzodiazacycloheptadecine-19,21(20*H*)-dione



7,8,9,15,16,17,18-heptahydro-6*H*,25*H*-5,28:19,24-dimetheno-10,14-nitrilodipyrido[2,3-*b*:3',2'-*h*]pyrrolo[3,4-*e*][1,10]diazacyclotricosine-25,27(26*H*)-dione

12-hydro-6*H*,19*H*-5,22:13,18-dimetheno-7,11-nitrilopyrido[2,3-*j*]pyrrolo[3,4-*m*][1,9]benzodiazacycloheptadecine-19,21(20*H*)-dione

Names can be generated using a nomenclature system based on these examples or may be generated using commercial chemical naming software such as the ACD/Index Name (Advanced Chemistry Development, Inc., Toronto, Ontario).

EXAMPLES

This invention will be better understood by reference to the Experimental Details that follow, but those skilled in the art will readily appreciate that these are only illustrative of the invention as described more fully in the claims which follow thereafter.

General Synthetic Methods

Representative compounds of the present invention can be synthesized in accordance with the general synthetic methods described below and are illustrated more

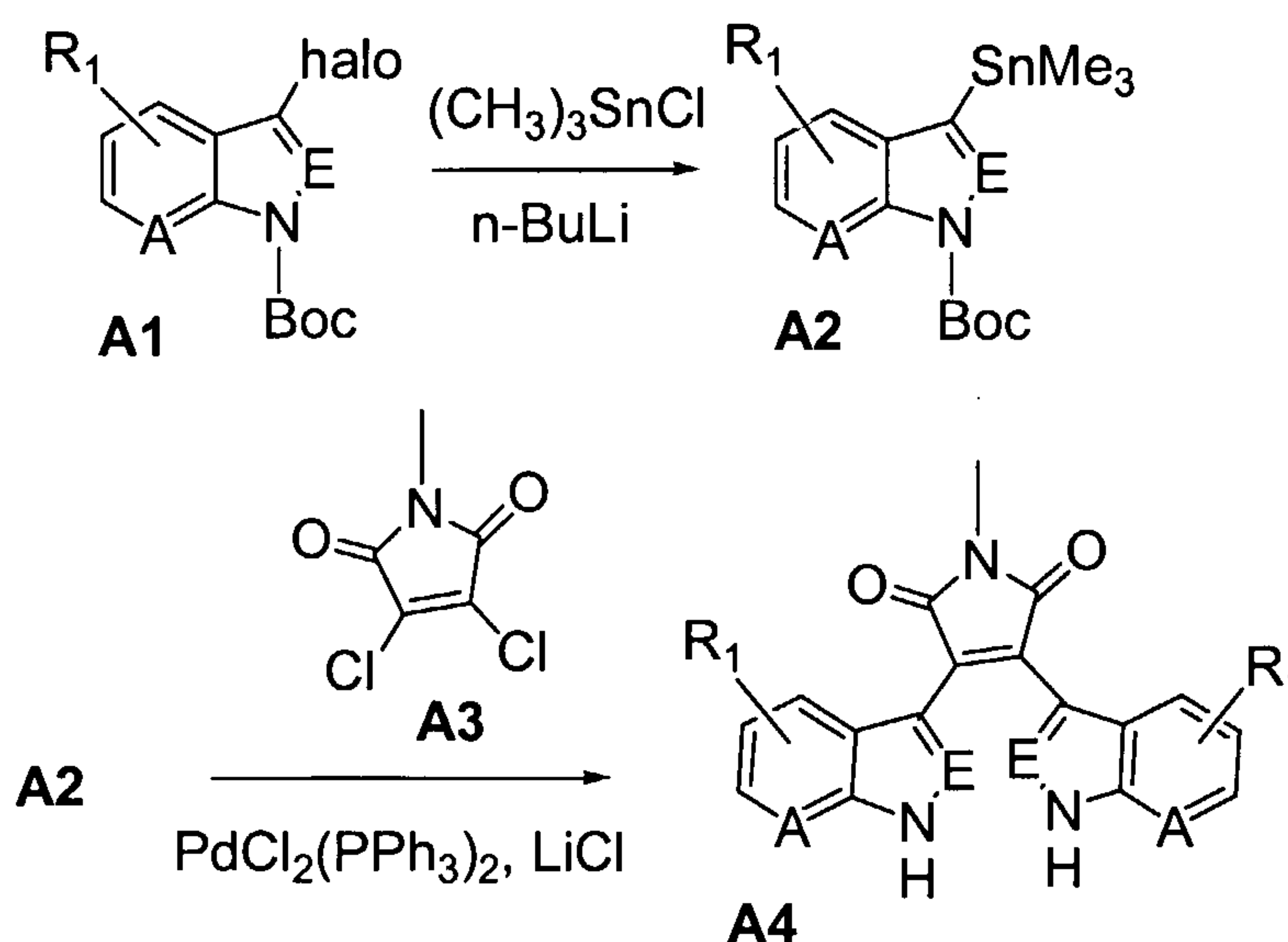
particularly in the schemes that follow. Since the schemes are illustrations, the invention should not be construed as being limited by the chemical reactions and conditions expressed. The preparation of the various starting materials used in the schemes is well within the skill of persons versed in the art.

5

Scheme A

Preparation of Bis(1H-Pyrazolo[3,4-B]Pyridine)Maleimide Compounds of Formula (Ic) and Bis(1H-Pyrrolo[2,3-B]Pyridine)Maleimide Compounds of Formula (Ia)

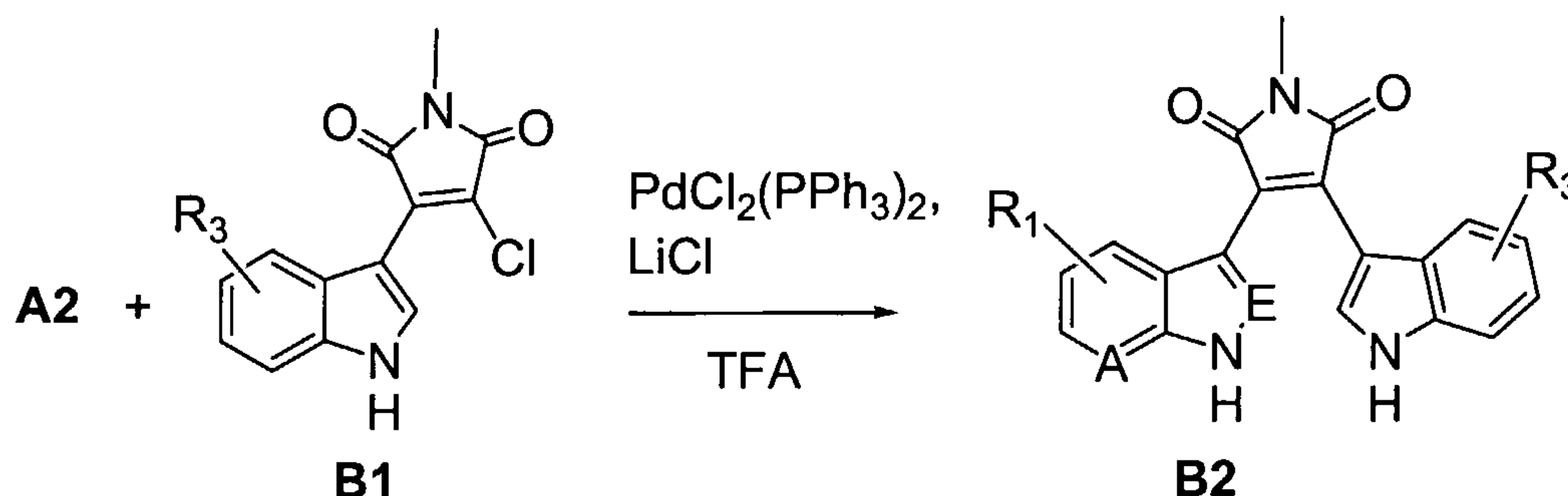
Compound **A1** (wherein A is selected from nitrogen and E is selected from carbon for compounds of Formula (Ia) and A and E are selected from nitrogen for compounds of Formula (Ic)) was dissolved in a suitable solvent and then cooled. Trimethyltin chloride was added under an inert atmosphere to react with Compound **A1** (below) and then BuLi was added. The reaction was washed with an aqueous solvent and the product Compound **A2** was purified. Compound **A2** was reacted with a 2,3-dichloromaleimide Compound **A3** in the presence of PdCl₂(PPh₃)₂ and LiCl in a suitable solvent. The product Compound **A4** may then be purified by column chromatography.

Scheme B

Preparation of Indolyl-(Pyrrolo[2,3-B]Pyridine)Maleimide Compounds of Formula

(Ig) and Indolyl-(1H-Pyrazolo[3,4-B]Pyridine)Maleimide Compounds of Formula (Ih)
Chloro-indoylmaleimide Compound **A2** (wherein A is selected from nitrogen and E is

selected from carbon for compounds of Formula (Ig) and A and E are selected from nitrogen for compounds of Formula (Ih)) and Compound **B1** were diluted in a suitable solvent and reacted in the presence of LiCl and dichlorobis(triphenylphosphine)palladium(II) in an inert atmosphere. The Compound **A2** protecting group was removed from an intermediate of Compound **B1** by reaction with TFA in a suitable solvent to yield the product Compound **B2**.



10

Scheme C*Preparation of Polyalkoxy Macrocycles*

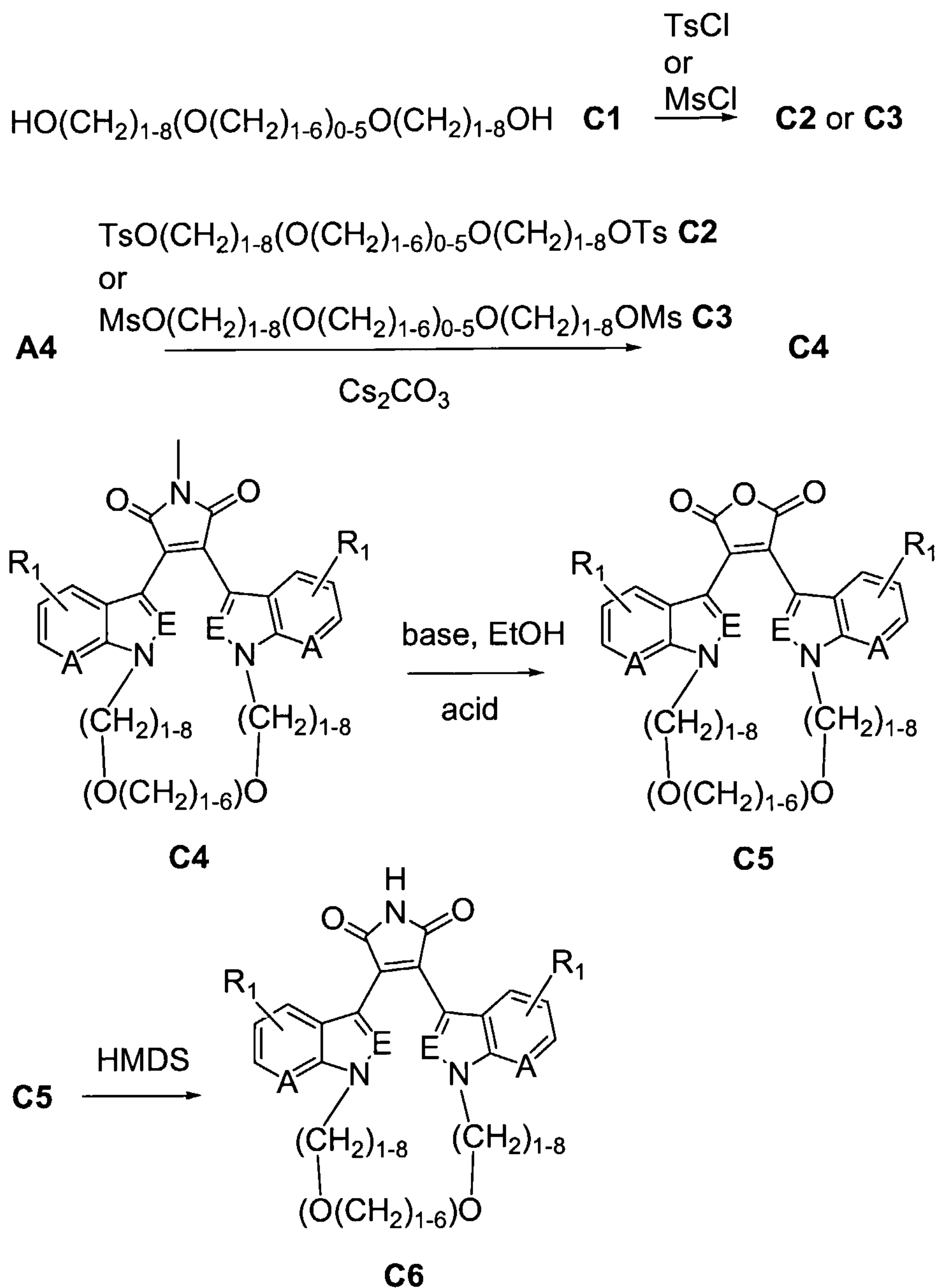
A hydroxy polyalkoxy chain Compound **C1** may be reacted with TsCl or MsCl to produce a polyalkoxy chain Compound **C2** or Compound **C3**, respectively (prepared as described in Bender, S. L. and Gauthier, D. R., *Tetrahedron Lett.*, **1996**, 37(1), 13–16).

15 The Compound **A4** (wherein A and E are independently selected from the group consisting of a carbon atom and a nitrogen atom) was dissolved in a suitable solvent with Cs₂CO₃ at an elevated temperature. The polyalkoxy chain Compound **C2** or Compound **C3** was dissolved in a suitable solvent and was added slowly to the reaction mixture. The reaction was then extracted and purified to yield the product Compound **C4**.

20

Using equivalent methods, T_fO (CF₃SO₃) or T_sO (tolueneSO₃) may be coupled to the Compound **C4** ring nitrogen. The Compound **C4** was dissolved in an alcohol, then a base and heated to reflux. The reaction was acidified to form a precipitated Compound **C5**. Compound **C5** was dissolved in a suitable solvent containing HMDS and heated for a time and at a temperature sufficient to produce Compound **C6**. The product Compound **C6** may then be purified by column chromatography.

25

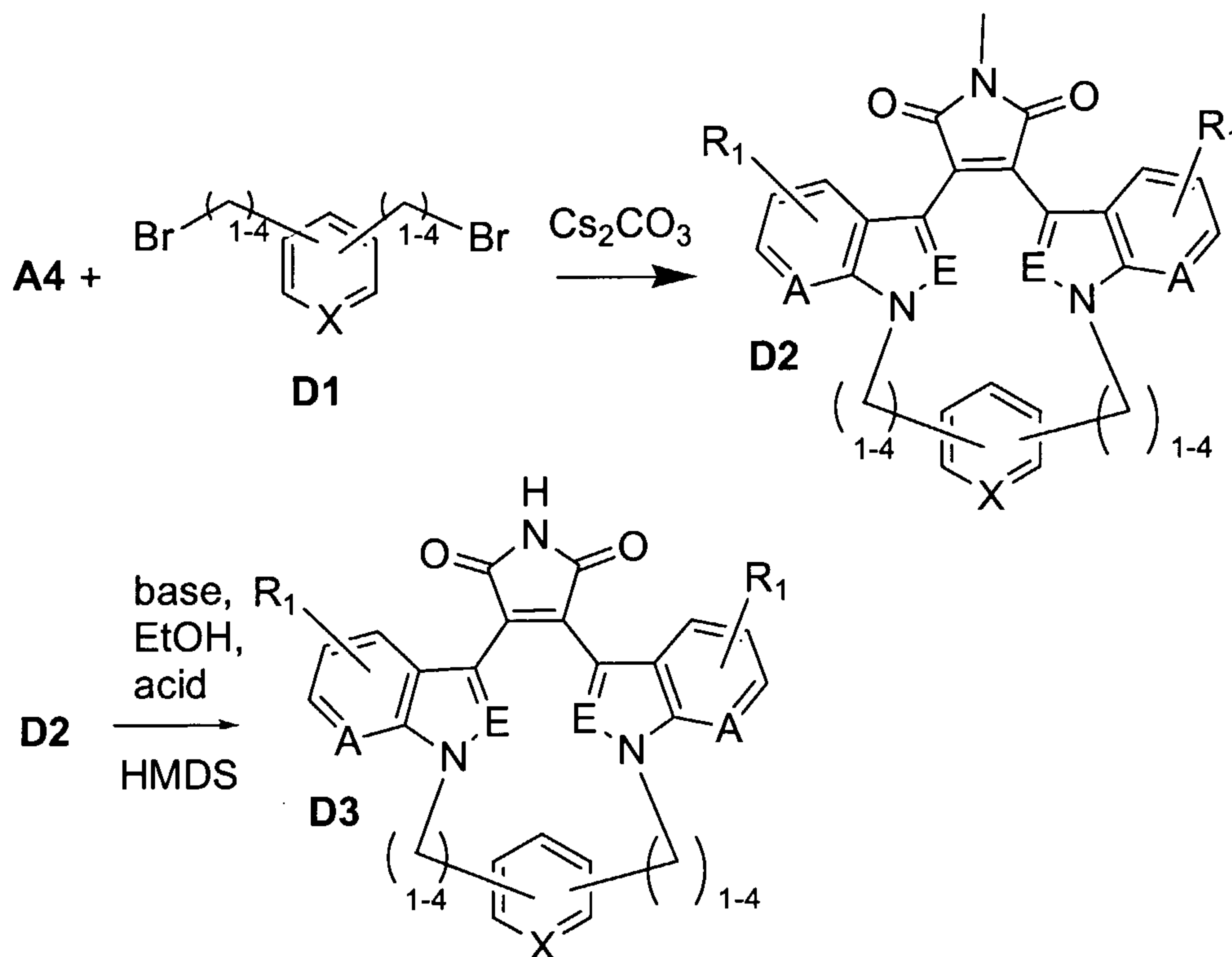


Scheme D

Preparation of Alkyl-(Heteroaryl/Aryl)-Alkyl Macrocycles

5 The Compound **A4** (wherein A and E are independently selected from the group consisting of a carbon atom and a nitrogen atom) was diluted in a suitable solvent containing Cs_2CO_3 and reacted at an elevated temperature with Compound **D1** (dibromo $(\text{CH}_2)_{1-4}$ alkyl; wherein X is a carbon or a nitrogen atom). Those skilled in the art of organic synthesis will appreciate that the term “elevated temperature” is used herein to refer to temperatures that are preferably greater than 22° C and preferably

below the reflux temperature. It is understood that those in the art will be able to vary the time and temperature of these reactions to optimize product production. The product was extracted and purified to yield Compound **D2**. The product Compound **D2** was dissolved in an alcohol and base and was heated to reflux. Then the reaction was acidified to form a precipitated intermediate which was dissolved in a suitable solvent containing HMDS and was heated. The product Compound **D3** was purified by column chromatography.



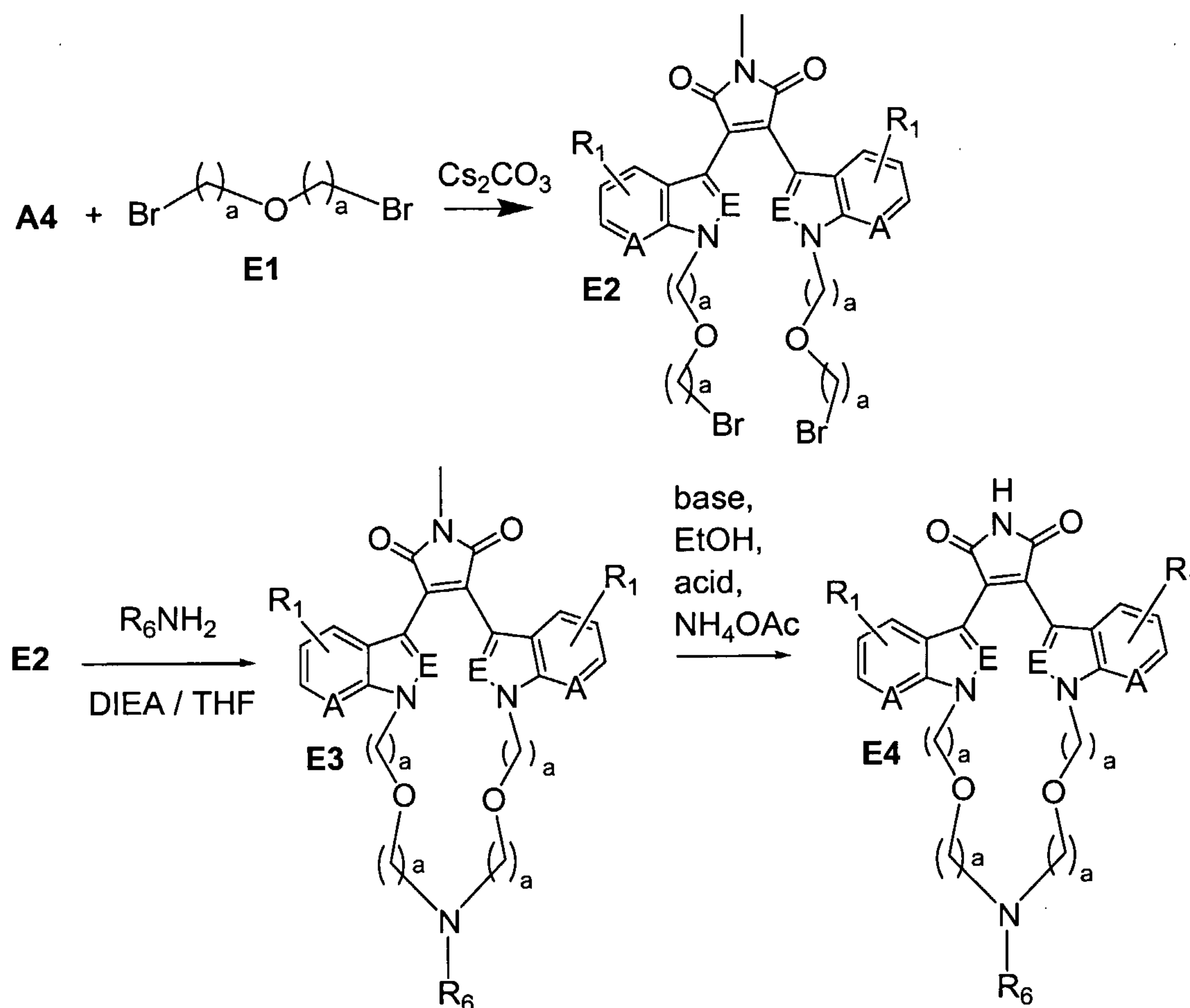
Scheme E

10 *Multiheteroatom Symmetrical Macrocycles*

The Compound **A4** (wherein **A** and **E** are independently selected from the group consisting of a carbon atom and a nitrogen atom) was diluted in a suitable solvent containing Cs_2CO_3 and reacted at elevated temperature with a Compound **E1** (wherein **a** is $(\text{CH}_2)_{1-6}$ alkyl). The product was extracted and purified to yield a Compound **E2**.

15 The Compound **E2** was reacted with R_6NH_2 in the presence of DIEA (N,N-diisopropylethylamine) in THF at an elevated temperature, then cooled and evaporated to give a Compound **E3**. The Compound **E3** was dissolved in an alcohol and base and heated to reflux. The reaction was then acidified and evaporated. The resulting solid was treated with ammonium acetate at elevated temperatures, cooled,

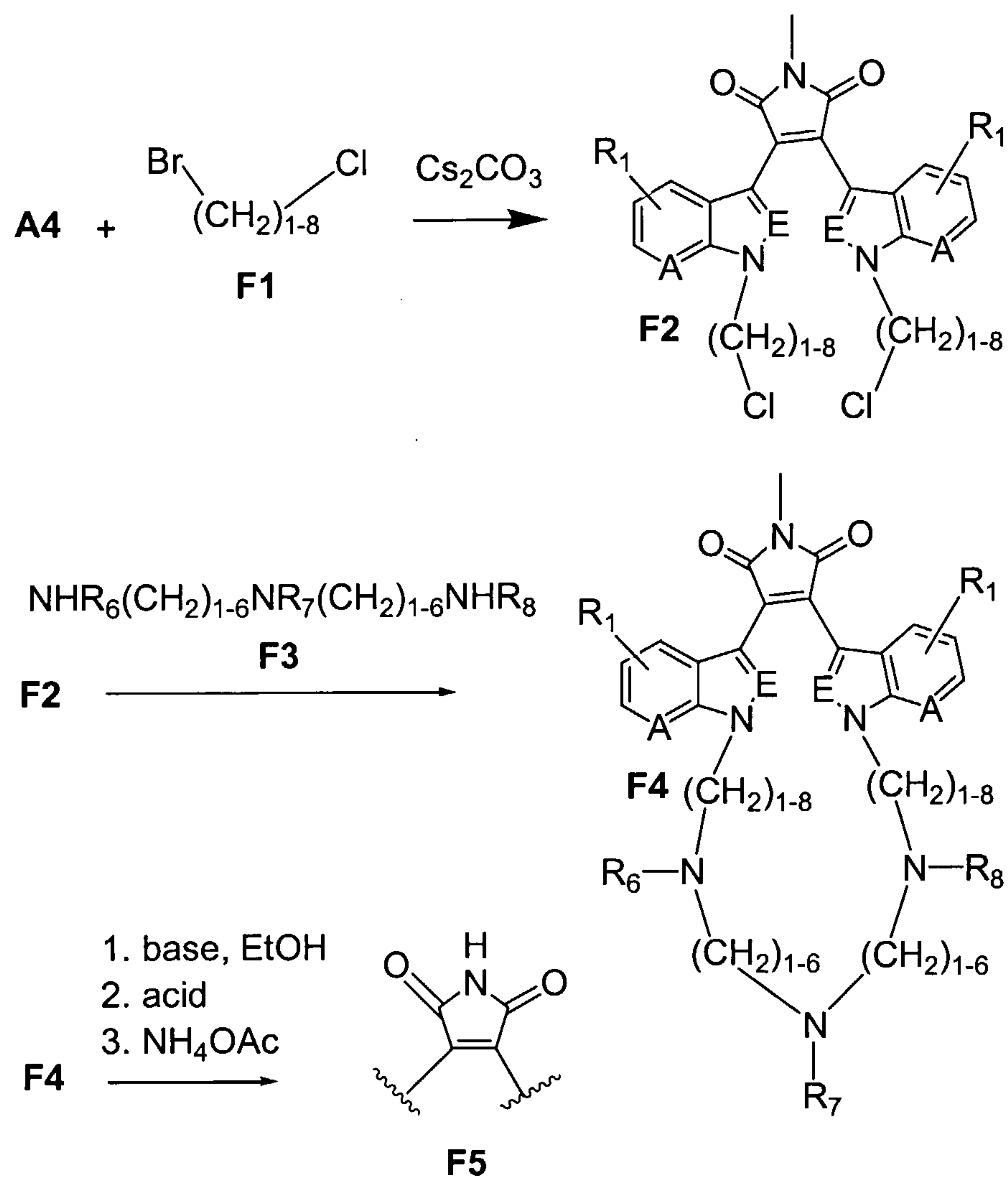
and extracted to provide Compound E4.



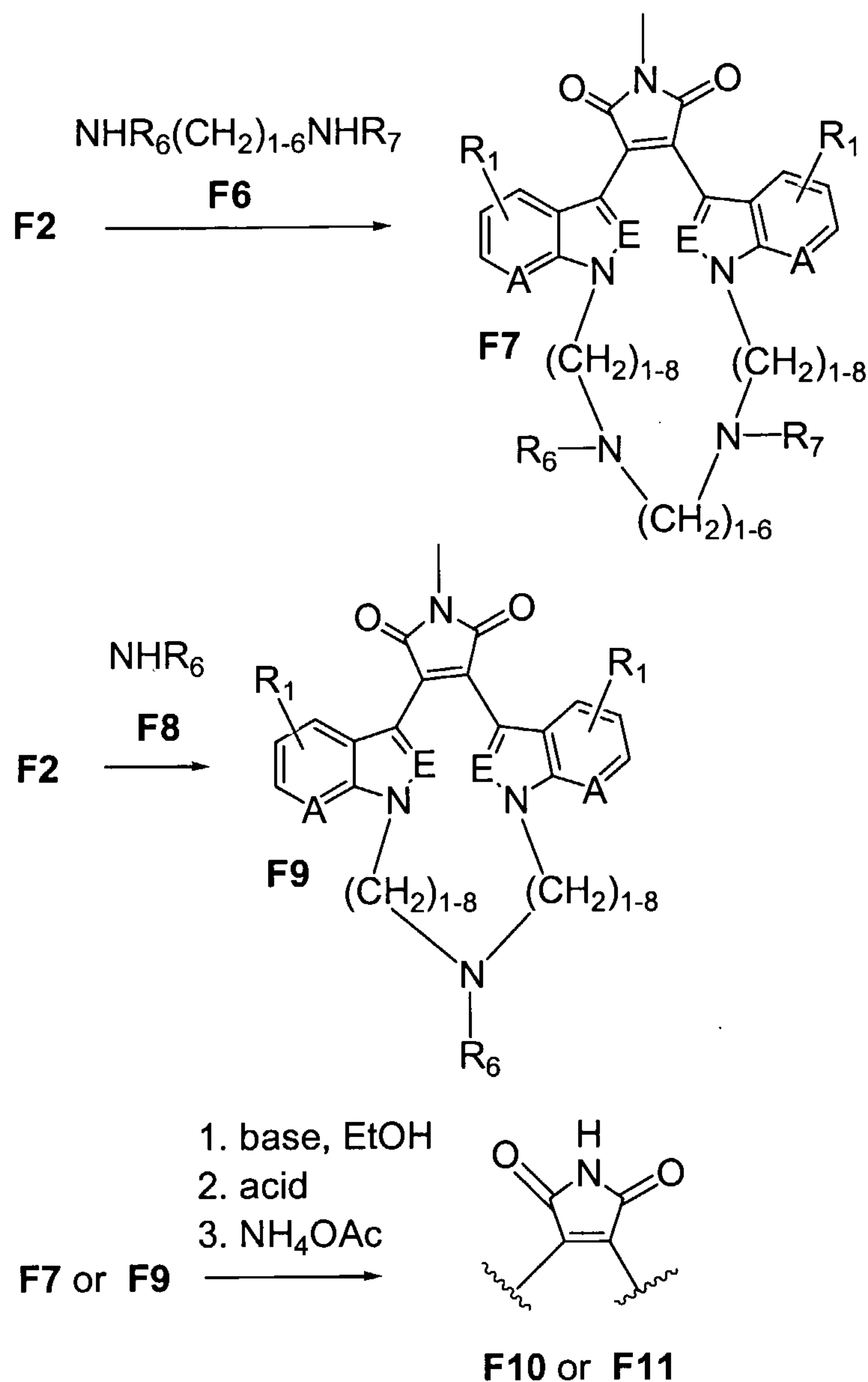
Scheme F

Symmetrical Polyalkylamine Macrocycles

- 5 The Compound **A4** (wherein A and E are independently selected from the group consisting of a carbon atom and a nitrogen atom) was diluted in a suitable solvent containing Cs₂CO₃ and reacted at elevated temperature with a Compound **F1** (dihalo(CH₂)₁₋₆alkyl). The product was extracted and purified to yield a Compound **F2**. The Compound **F2** was reacted with a Compound **F3** NHR₆(CH₂)₁₋₆NR₇(CH₂)₁₋₆NHR₈
- 10 in the presence of DIEA (N,N-diisopropylethylamine) and KI in THF at an elevated temperature. The product was cooled and evaporated to give a Compound **F4**. The Compound **F4** was dissolved in an alcohol and base and heated to reflux. The reaction was then acidified and evaporated. The resulting solid was treated with ammonium acetate at elevated temperatures, cooled and extracted to form Compound **F5**



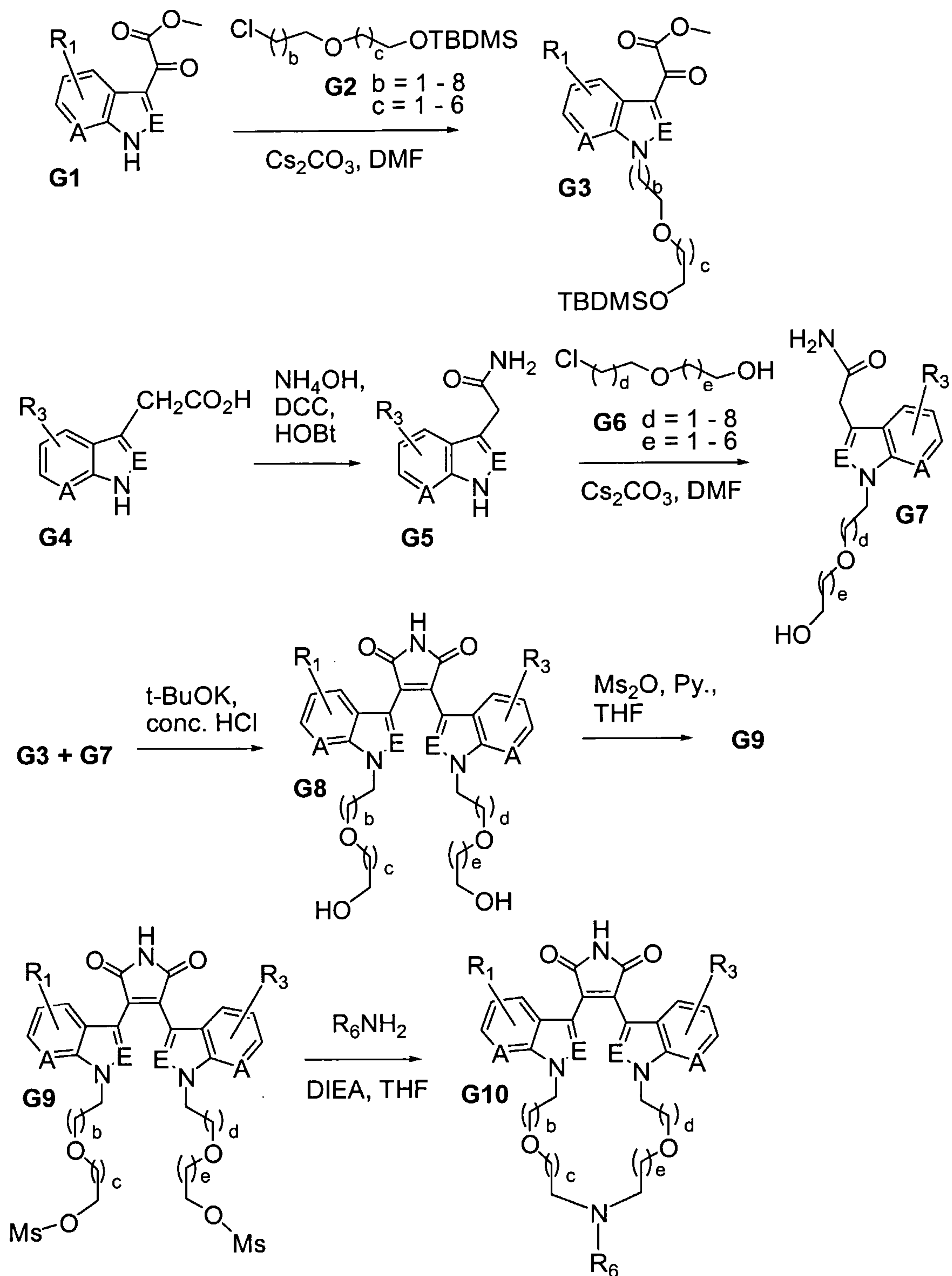
Alternatively, the Compound **F2** was reacted with a Compound **F6** $\text{NHR}_6(\text{CH}_2)_{1-6}\text{NHR}_7$ or Compound **F8** NHR_6 to give a product Compound **F7** having 2 nitrogen atoms within the macrocyclic ring or a product Compound **F9** having 1 nitrogen atom within the macrocyclic ring. Following the procedures previously disclosed, the unsubstituted imide Compound **F10** and Compound **F11** may be obtained from Compound **F7** and Compound **F9**, respectively.

Scheme G*Asymmetrical Macrocycles*

A mixture of Compound **G1** (wherein A and E are independently selected from the group consisting of a carbon atom and a nitrogen atom) and Compound **G2** (wherein b and c are independently selected from $(\text{CH}_2)_{0-5}$ alkyl) were dissolved in a suitable solvent and then reacted at an elevated temperature in the presence of cesium carbonate. The reaction was filtered, evaporated and the residue was purified to give Compound **G3**. Compound **G4** was dissolved in an appropriate solvent under an inert atmosphere and HOBT and DCC were added. The reaction was stirred and ammonium hydroxide was slowly added and the reaction was stirred again. The reaction was

filtered and the filtrate was collected and extracted with an aqueous solvent. Sodium chloride was added to the aqueous solution and the aqueous solution was extracted with ethyl acetate. The ethyl acetate extract was dried and evaporated to provide a solid. The solid product was triturated with diethyl ether and filtered to yield a Compound **G5**. A Compound **G6** was added to Compound **G5** with cesium carbonate and the mixture was dissolved in a suitable solvent and stirred at an elevated temperature. The reaction was filtered, the filtrate was evaporated and the residue purified to give Compound **G7**.

The ester Compound **G3** and amide Compound **G7** were dissolved in a suitable solvent under an inert atmosphere and were cooled. Then 1.0 M potassium *t*-butoxide in THF was slowly added to the reaction mixture. The resulting mixture was stirred under cool conditions, allowed to warm and then stirred again. Then concentrated HCl was added and the reaction was stirred again. The mixture was partitioned between EtOAc and H₂O. Two layers were separated and the aqueous layer was extracted with EtOAc. The combined extracts were washed with water, saturated aq. NaHCO₃ and brine, then dried and evaporated to give a Compound **G8**. The Compound **G8** was dissolved in a solvent containing pyridine and then Ms₂O was added. The reaction was stirred at elevated temperatures and then the mixture was cooled to ambient temperature. Solvent and acid were added and the mixture was stirred and then extracted. The organic phase was washed with acid, water and brine and then was dried and evaporated to yield Compound **G9**. A solution of Compound **G9**, DIEA (N,N-diisopropylethylamine) and Compound **G10** R₆NH₂ was stirred at elevated temperature. The volatiles were removed under vacuo and the residue was purified to give the target product Compound **G11**.



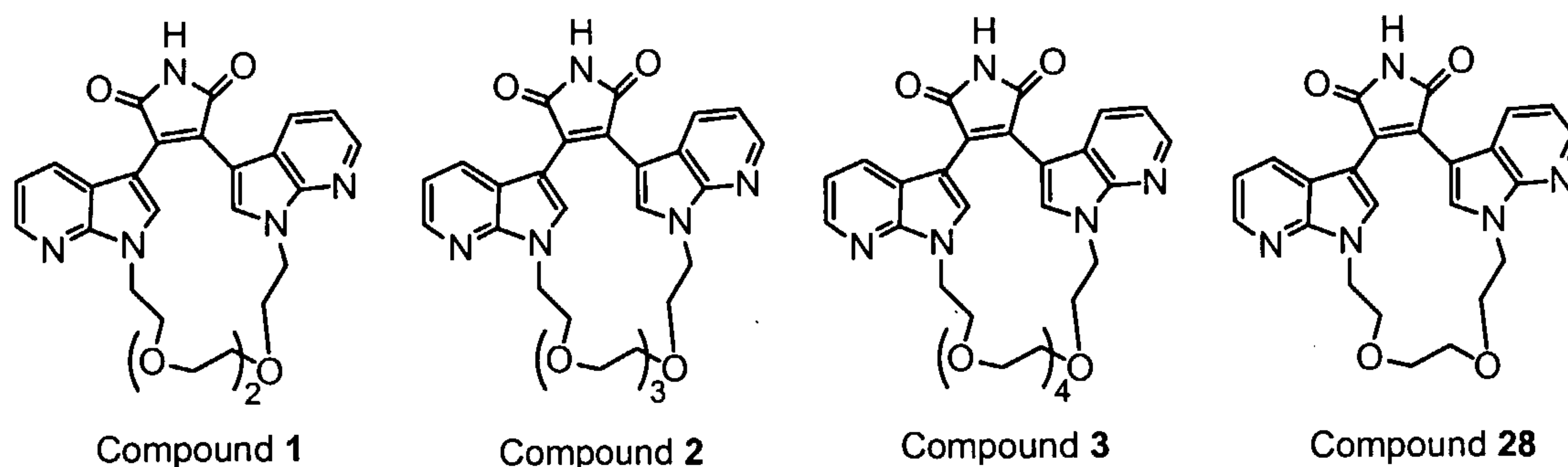
Specific Synthetic Examples

Specific compounds which are representative of this invention were prepared as per the following examples and reaction sequences; the examples and the diagrams depicting the reaction sequences are offered by way of illustration, to aid in the understanding of

the invention and should not be construed to limit in any way the invention set forth in the claims which follow thereafter. The depicted intermediates may also be used in subsequent examples to produce additional compounds of the present invention. No attempt has been made to optimize the yields obtained in any of the reactions. One skilled in the art would know how to increase such yields through routine variations in reaction times, temperatures, solvents and/or reagents.

¹H NMR spectra were measured on a Bruker AC-300 (300 MHz) spectrometer using tetramethylsilane as an internal standard. Elemental analyses were obtained by Quantitative Technologies Inc. (Whitehouse, New Jersey), and the results were within 0.4% of the calculated values unless otherwise mentioned. Melting points were determined in open capillary tubes with a Thomas-Hoover apparatus and were uncorrected. The optical rotations were measured at 25 °C with an Autopol III polarimeter. Electrospray mass spectra (MS-ES) were recorded on a Hewlett Packard 59987A spectrometer. High resolution mass spectra (HRMS) were obtained on a Micromass Autospec. E. spectrometer.

Example 1



6,7,9,10,12,13,15,16-octahydro-23*H*-5,26:17,22-dimetheno-5*H*-dipyrido[2,3-*k*:3',2'-*q*]pyrrolo[3,4-*n*][1,4,7,10,19]trioxadiazacyclohenicosine-23,25(24*H*)-dione (Compound 1);

10,11,13,14,16,17,19,20,22,23-decahydro-9,4:24,29-dimetheno-1*H*-dipyrido[2,3-*n*:3',2'-*t*]pyrrolo[3,4-*q*][1,4,7,10,13,22]tetraoxadiazacyclotetracosine-1,3(2*H*)-dione (Compound 2);

10,11,13,14,16,17,19,20,22,23,25,26-dodecahydro-9,4:27,32-dimetheno-1*H*-dipyrido[2,3-*q*:3',2'-*w*]pyrrolo[3,4-*t*][1,4,7,10,13,16,25]penta-oxadiazacycloheptacosine-1,3(2*H*)-dione (Compound 3);

6,7,9,10,12,13-hexahydro-20*H*-5,23:14,19-dimetheno-5*H*-dipyrido[2,3-*h*:3',2'-*n*]pyrrolo[3,4-*k*][1,4,7,16]dioxadiazacyclooctadecine-20,22(21*H*)-dione (Compound 28)

Trimethyl tin chloride (26.5 mL, 1 M in THF, 26.5 mmol) was added to a THF solution (15 mL) of 7-aza-1-(tert-butyloxycarbonyl)-3-iodoindole Compound **1a** (1.82 g, 5.3 mmol, Kelly, T. A., *J. Med Chem.* **1997**, *40*, 2430) at -78°C under nitrogen. After 10 min, n-BuLi (10 mL, 1.6 M in hexane, 16 mmol) was added dropwise at -78°C and the
5 reaction was allowed to warm up to 20°C overnight. Water (4 mL) was added and the solvent was removed under vacuum. The residue was diluted with hexane (250 mL) and the organic layer was washed with water, dried (Na_2SO_4) and concentrated. The product was purified by column chromatography (SiO_2) to give 1.198 g (60%) of organostannane Compound **1b** as an oil. ^1H NMR (300 MHz, CDCl_3) δ 8.45 (d, $J = 4.9$
10 Hz, 1H), 7.77 (d, $J = 7.6$ Hz, 1H), 7.48 (s, 1H), 7.13 (dd, $J = 7.7, 4.8$ Hz, 1H), 1.65 (s, 9H), 0.36 (m, 9H); MS (ES) m/z 405 ($\text{M}+\text{Na}$).

A mixture of Compound **1b** (185 mg, 0.486 mmol), 2,3-dichloromaleimide Compound **1c** (29 mg, 0.162 mmol, prepared as described in *J. Org. Chem.*, **1998**, *63*, 1961), $\text{PdCl}_2(\text{PPh}_3)_2$ (5.4 mg, 0.0077 mmol) and LiCl (32 mg, 0.77 mmol) in anhydrous
15 toluene (2 mL) was stirred at 95°C overnight. The solvent was removed under vacuum. The product was purified by column chromatography (SiO_2) to give 23 mg of Compound **1d** as an orange-red solid: ^1H NMR (300 MHz, $\text{DMSO}-d_6$) δ 12.35 (s, 2H), 8.12 (brd, $J = 3.9$ Hz, 2H), 7.92 (s, 2H), 7.08 (d, $J = 7.7$ Hz, 2H), 6.73 (m, 2H), 3.06 (s, 3H); MS (ES) m/z 344 ($\text{M}+\text{H}^+$).

20 *Preparation of Cpd 1*

Tetraethylenebismesylate Compound **1f** (0.252 g, 0.72 mmol) in DMF (5.4 mL) was added via syringe pump for 3 h to a suspension of Cs_2CO_3 (0.51 g 1.56 mmol) and starting material Compound **1d** (0.162 g, 0.48 mmol) in DMF (24 mL) at 100°C . After addition was completed the reaction mixture was cooled to 20°C and stirred for 3 h.
25 The reaction mixture was diluted with $\text{NH}_4\text{Cl}_{(\text{aq})}$ and the product was extracted into CH_2Cl_2 . The organic layer was washed with water, dried (Na_2SO_4) and concentrated. Product was purified by column chromatography ($\text{CH}_2\text{Cl}_2/\text{Acetone}$) to give 0.075 g (31%) of Compound **1i** as a reddish orange solid; ^1H NMR (300 MHz, CDCl_3) δ 8.32 (m, 2H), 7.80 (s, 2H), 7.61 (d, $J = 7.1$ Hz, 2H), 6.99 (m, 2H), 4.50 (t, $J = 4.5$ Hz, 4H),
30 3.71 (t, $J = 4.5$ Hz, 4H), 3.22 (m, 11H); MS (ES) m/z 502 ($\text{M}+\text{H}^+$).

A mixture of Compound **1i** (0.083g, 0.16 mmol) in EtOH (1 mL) and 10 N KOH (1.6 mmol) was heated to a gentle reflux at 78 °C overnight. The reaction mixture was cooled to 0 °C and acidified with 1 N HCl. CH₂Cl₂ was added and the organic layer was separated and washed with water, dried (Na₂SO₄) and concentrated to provide the product Compound **1m** (0.074 g, 81%) as a red solid which was used directly. A MeOH solution (0.05 mL) containing HMDS (0.24 g, 1.5 mmol) was added to a solution of Compound **1m** (0.074 g, 0.15 mmol) in DMF (1.0 mL). The reaction was heated at 80 °C for 6 h. Upon completion the reaction was cooled and the solvent was evaporated under vacuum. The product was purified by column chromatography (CH₂Cl₂/ Acetone) to give 0.067 g (91%) of Compound **1** as an orange solid; ¹H NMR (300 MHz, CDCl₃) δ 8.32 (d, J = 4.3 Hz, 2H), 7.81 (s, 2H), 7.60 (d, J = 7.8 Hz, 2H), 7.49 (s, 1H), 7.00 (m, 2H), 4.50 (t, J = 4.5 Hz, 4H), 3.71 (t, J = 4.5 Hz, 4H), 3.23 (m, 8H); MS (ES) *m/z* 488 (M+H⁺).

Preparation of Cpd 2

Pentaethylenebismesylate Compound **1g** (0.3 g, 0.76 mmol) in DMF (6 mL) was added via syringe pump for 4 h to a suspension of Cs₂CO₃ (0.41 g, 1.27 mmol) and starting material Compound **1d** (0.2 g, 0.58 mmol) in DMF (18 mL) at 100 °C. After addition was completed, the reaction mixture was cooled to 20 °C and stirred for 3 h. The reaction mixture was diluted with NH₄Cl_(aq) after it was cooled to 0 °C in an ice bath. The product was extracted into CH₂Cl₂. The organic layer was washed with water, dried (Na₂SO₄) and concentrated. The product was purified by column chromatography (CH₂Cl₂/Acetone) to give 0.126 g (39%) of Compound **1j** as an orange solid; ¹H NMR (300 MHz, CDCl₃) δ 8.32 (m, 2H), 7.80 (s, 2H), 7.57 (dd, J = 8.0, 1.5 Hz, 2H), 7.00 (m, 2H), 4.44 (t, J = 4.6 Hz, 4H), 3.77 (t, J = 4.6 Hz, 4H), 3.43 (m, 12H), 3.20 (s, 3H); MS (ES) *m/z* 546 (M+H⁺).

A mixture of Compound **1j** (0.094g, 0.17 mmol) in EtOH (1 mL) and 10 N KOH (1.7 mmol) was heated to a gentle reflux at 78 °C overnight. The reaction mixture was cooled to 0 °C and acidified with 1 N HCl. CH₂Cl₂ was added and the organic layer was separated and washed with water, dried (Na₂SO₄) and concentrated. The product Compound **1n** (0.075 g, 81%) was obtained as an orange solid and used directly. A

MeOH solution (0.05 mL) containing HMDS (0.23 g, 1.4 mmol) was added to a solution of Compound **1n** (0.075 g, 0.14 mmol) in DMF (1.0 mL). The reaction was heated at 80°C for 5½ h. Upon completion the reaction was cooled and the solvent was evaporated under vacuum. Product was purified by column chromatography (CH₂Cl₂/Acetone) to give 0.038 g (51%) of Compound **2** as an orange solid. ¹H NMR (300 MHz, CDCl₃) δ 8.32 (d, J = 4.5 Hz, 2H), 7.83 (s, 2H), 7.66 (s, 1H), 7.57 (d, J = 7.9 Hz, 2H), 6.99 (m, 2H), 4.45 (t, J = 4.7 Hz, 4H), 3.77 (t, J = 4.7 Hz, 4H), 3.45 (m, 12H); MS (ES) *m/z* 532 (M+H⁺).

Preparation of Cpd 3

Hexaethylenebismesylate Compound **1h** (0.33 g, 0.76 mmol) in DMF (6 mL) was added via syringe pump for 3 h to a suspension of Cs₂CO₃ (0.41 g, 1.27 mmol) and starting material Compound **1d** (0.2 g, 0.58 mmol) in DMF (18 mL) at 100 °C. After addition was completed the reaction mixture was cooled to 20 °C and stirred for 3 h. The reaction mixture was diluted with NH₄Cl_(aq) after it was cooled to 0 °C in ice bath. The product was extracted into CH₂Cl₂. The organic layer was washed with water, dried (Na₂SO₄) and concentrated. Product was purified by column chromatography (CH₂Cl₂/Acetone) to give 0.81 g (24%) of Compound **1k** as an orange solid. ¹H NMR (300 MHz, CDCl₃) δ 8.27 (m, 2H), 7.89 (s, 2H), 7.42 (dd, J = 9.4, 1.4 Hz, 2H), 6.89 (m, 2H), 4.47 (t, J = 4.8 Hz, 4H), 3.80 (t, J = 4.8 Hz, 4H), 3.46 (s, 8H), 3.41 (s, 8H), 3.20 (s, 3H); MS (ES) *m/z* 590 (M+H⁺).

A mixture of Compound **1k** (0.073 g, 0.12 mmol) in EtOH (1 mL) and 10 N KOH (1.2 mmol) was heated to a gentle reflux at 78 °C overnight. The reaction mixture was cooled to 0 °C and acidified with 1 N HCl. CH₂Cl₂ was added and the organic layer was separated and washed with water, dried (Na₂SO₄) and concentrated. The product was purified by column chromatography (CH₂Cl₂/Acetone) to give Compound **1o** (0.05 g, 70%) as an orange solid and used directly. A MeOH solution (0.05 mL) containing HMDS (0.14 g, 0.087 mmol) was added to a solution of Compound **1o** (0.05 g, 0.087 mmol) in DMF (1.0 mL). The reaction was heated at 80 °C for 5 h. Upon completion the reaction was cooled and the solvent was evaporated under vacuum. Product was purified by column chromatography (CH₂Cl₂/Acetone) to give 0.044 g (88%) of Compound **3** as an orange solid; ¹H NMR (300 MHz, CDCl₃) δ 8.29 (m, 2H), 7.90 (s,

2H), 7.80 (s, 1H), 7.42 (dd, J = 8.0, 1.4 Hz, 2H), 6.90 (m, 2H), 4.48 (t, J = 4.9 Hz, 4H), 3.81 (t, J = 4.9 Hz, 4H), 3.47 (s, 8H), 3.43 (s, 8H); MS (ES) m/z 576 (M+H⁺).

Preparation of Cpd 28

A solution of tri(ethylene glycol) (4.97 g, 33.1 mmol) in CH₂Cl₂ (40 mL) was cooled to
5 -40 °C. Triethylamine (13.8 mL, 99.3 mmol) was added, followed by a CH₂Cl₂ (15 mL) solution of MsCl (6.4 mL, 82.8 mmol). The mixture was stirred at 0 °C for 1 h, and poured into ice water (150 mL). The layers were separated and the aqueous phase was extracted with CH₂Cl₂ (3 x 15 mL). The organic layers were combined, washed sequentially with 5% HCl (15 mL), water (15 mL), 5% NaHCO₃ (15 mL) and water (15
10 mL), dried (Na₂SO₄) and concentrated under reduced pressure to give Compound 1e (as per the procedure described in *Liebigs Ann. Chem.*, 1994, 12, 1199-1209) (9.13 g, 90%) as yellow oil: ¹H NMR (300 MHz, CDCl₃) δ 4.36-4.39 (m, 4 H), 3.76-3.79 (m, 4H), 3.68 (s, 4 H), 3.07 (s, 6 H).

A mixture of Compound 1d (40 mg, 71% pure, 0.12 mmol), Cs₂CO₃ (115 mg, 0.35
15 mmol) and DMF (6 mL) was heated to 100 °C. The triethylenebismesylate Compound 1e (54 mg, 0.18 mmol) in solution with DMF (1.5 mL) was added via syringe pump over 0.5 h. After the addition was complete, the mixture was stirred at 20 °C for 15 h, quenched with aqueous NH₄Cl (6 mL) and extracted with EtOAc (2 x 25 mL). The layers were separated and the organic phase was washed with water (15 mL), then dried
20 (Na₂SO₄) and concentrated. Purification with column chromatography on silica gel (eluting with CH₂Cl₂/acetone) gave Compound 1l (25 mg, 67%) as an orange solid: ¹H NMR (300 MHz, CDCl₃) δ 8.35 (dd, J = 4.7, 1.4 Hz, 2 H), 8.11 (dd, J = 8.0, 1.5 Hz, 2 H), 7.63 (s, 2 H), 7.12-7.16 (dd, J = 8.0, 4.7 Hz, 2 H), 4.42 (t, J = 4.6 Hz, 4 H), 3.77 (t, J = 4.8 Hz, 4 H), 3.45 (s, 4 H), 3.20 (s, 3 H); MS (ES) m/z 458 (M+H⁺).

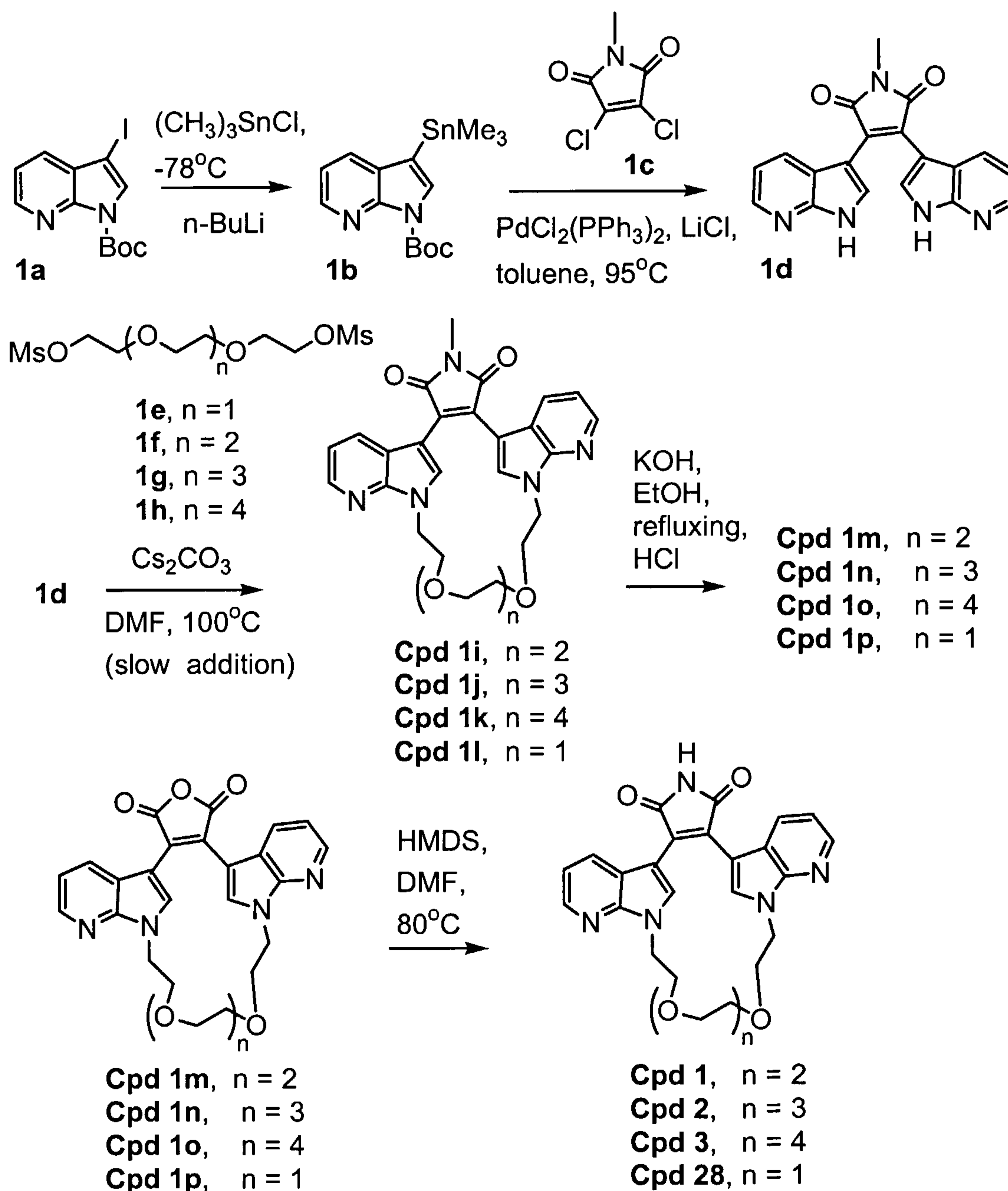
25 A mixture of Compound 1l (47 mg, 0.10 mmol), ethanol (2 mL) and 10 N KOH (0.1 mL) was heated to 80 °C for 15 h. After the solvent was removed, the residue was diluted with water (2 mL) and made acidic with 1N HCl to pH 2. The mixture was extracted with CH₂Cl₂ (4 x 15 mL) and the organic layers were combined, dried (Na₂SO₄) and concentrated to provide the product Compound 1p. Compound 1p was
30 dissolved in DMF (1 mL) and a mixture of HMDS (1,1,1,3,3,3-hexamethyldisilazane)

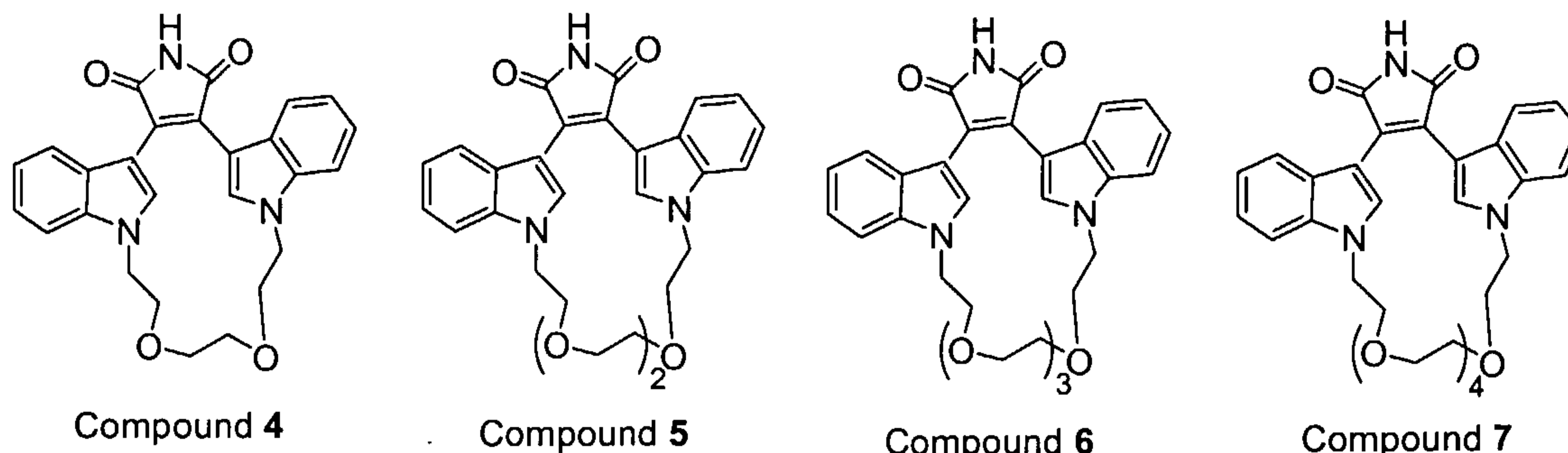
(0.25 mL, 1.0 mmol) and methanol (0.06 mL) was added. The mixture was heated to 80 °C for 5.5 h, then cooled to 20 °C and concentrated under reduced pressure.

Purification by column chromatography on silica gel (eluting with CH₂Cl₂/acetone)

gave Compound **28** (27 mg, 60%) as a red solid: ¹H NMR (300 MHz, CDCl₃) δ 8.35

5 (dd, J = 4.7, 1.5 Hz, 2 H), 8.10 (dd, J = 8.0, 1.5 Hz, 2 H), 7.65 (s, 2 H), 8.12-8.17 (dd, J = 8.0, 4.7 Hz, 2 H), 4.41 (t, J = 4.9 Hz, 4 H), 3.77 (t, J = 4.9 Hz, 4 H), 3.44 (s, 4 H); MS (ES) *m/z* 444 (M+H⁺).



Example 2

6,7,9,10,12,13-hexahydro-20*H*-5,23:14,19-dimetheno-5*H*-dibenzo[*h,n*]pyrrolo[3,4-*k*][1,4,7,16]dioxadiazacyclooctadecine-20,22(21*H*)-dione (Compound 4);

6,7,9,10,12,13,15,16-octahydro-23*H*-5,26:17,22-dimetheno-5*H*-dibenzo[*k,q*]pyrrolo[3,4-*n*][1,4,7,10,19]trioxadiazacycloheneicosine-23,25(24*H*)-dione (Compound 5);

10,11,13,14,16,17,19,20,22,23-decahydro-9,4:24,29-dimetheno-1*H*-dibenzo[*n,t*]pyrrolo[3,4-*q*][1,4,7,10,13,22]tetraoxadiazacyclotetracosine-1,3(2*H*)-dione (Compound 6);

10,11,13,14,16,17,19,20,22,23,25,26-dodecahydro-9,4:27,32-dimetheno-1*H*-dibenzo[*q,w*]pyrrolo[3,4-*t*][1,4,7,10,13,16,25]pentaoxadiazacycloheptacosine-1,3(2*H*)-dione (Compound 7)

Preparation of Cpd 4

Triethylenebismesylate Compound 1e (0.58 g, 1.9 mmol) in DMF (15 mL) was delivered via syringe pump for 3 hours to a suspension of Cs₂CO₃ (1.0 g, 3.2 mmol) and starting material Compound 2a (0.5 g, 1.5 mmol, prepared as described in *Synthesis*, 1995, 1511) in DMF (40 mL) at 100 °C. Next the reaction mixture was cooled to 20 °C and stirred for 3 h. The reaction mixture was diluted with NH₄Cl_(aq) and the product was extracted into CH₂Cl₂. The organic layer was washed with water, dried (Na₂SO₄) and concentrated. Product was purified by column chromatography (CH₂Cl₂/Acetone) to give 0.29 g (43%) of Compound 2c as a reddish brown solid; ¹H NMR (300 MHz, CDCl₃) δ 7.79 (d, J = 8.0 Hz, 2H), 7.41 (s, 2H), 7.23 (m, 6H), 4.20 (t, J = 4.5 Hz, 4H), 3.68 (t, J = 4.5 Hz, 4H), 3.34 (s, 4H), 3.19 (s, 3H); MS (ES) *m/z* 456 (M+H⁺).

A mixture of Compound 2b (0.1 g, 0.22 mmol) in EtOH (1 mL) and 10 N KOH (2.2 mmol) was heated to a gentle reflux at 78 °C overnight. The reaction mixture was cooled to 0 °C and acidified with 1 N HCl. A dark red precipitate was formed. CH₂Cl₂

was added and the organic layer was separated and washed with water, dried (Na_2SO_4) and concentrated. The product Compound **2f** (0.088 g, 91%) was obtained as a dark red solid and used directly. A MeOH solution (0.05 mL) containing HMDS (0.32 g, 1.97 mmol) was added to a solution of Compound **2f** (0.088 g, 0.2 mmol) in DMF (1.5 mL). The reaction was heated at 80 °C for 6 h. Upon completion the reaction was cooled and the solvent was evaporated under vacuum. The product was purified by column chromatography (CH_2Cl_2 / Acetone) to give 0.32 g (36%) of Compound **4** as a dark red solid after recrystallization from (CH_2Cl_2 /Hexane); ^1H NMR (300 MHz CDCl_3) δ 7.77 (d, $J = 8.1$ Hz, 2H), 7.43 (s, 2H), 7.26 (m, 6H), 4.20 (m, 4H), 3.69 (m, 4H), 3.34 (s, 4H); MS (ES) m/z 442 ($\text{M}+\text{H}^+$).

Preparation of Cpd 5

Triethylenebismesylate Compound **1f** (1.9 mmol) in DMF (15 mL) was delivered via syringe pump for 3 hours to a suspension of Cs_2CO_3 (1.0 g, 3.2 mmol) and starting material Compound **2a** (0.5 g, 1.5 mmol) in DMF (40 mL) at 100 °C. The reaction mixture was cooled to 20 °C and stirred for 2 h. The reaction mixture was diluted with $\text{NH}_4\text{Cl}_{(\text{aq})}$ and the product was extracted into CH_2Cl_2 . The organic layer was washed with water, dried (Na_2SO_4) and concentrated. Product was purified by column chromatography (CH_2Cl_2 /Acetone) to give 0.457 g (62%) of Compound **2c**; ^1H NMR (300 MHz, CDCl_3) δ 7.60 (s, 2H), 7.33 (brt, $J = 9.3$ Hz, 4H), 7.19 (t, $J = 7.7$ Hz, 2H), 6.99 (t, $J = 7.7$ Hz, 2H), 4.25 (t, $J = 4.3$ Hz, 4H), 3.66 (m, 4H), 3.18 (m, 11H); MS (ES) m/z 500 ($\text{M}+\text{H}^+$); Anal. Calcd. for $\text{C}_{29}\text{H}_{29}\text{N}_3\text{O}_5 \cdot 0.45\text{H}_2\text{O}$: C, 68.61; H, 5.94; N, 8.28. Found: C, 68.86; H, 6.12; N, 7.91

A mixture of Compound **2c** (0.1 g, 0.2 mmol) in EtOH (1 mL) and 10 N KOH (2.0 mmol) was heated to a gentle reflux at 78 °C overnight. The reaction mixture was cooled to 0 °C and acidified with 1 N HCl. A dark red precipitate was formed. CH_2Cl_2 was added and the organic layer was separated and washed with water, dried (Na_2SO_4) and concentrated. The product Compound **2g** (0.097 g, 100%) was obtained as a dark red solid and used directly. A MeOH solution (0.05 mL) containing HMDS (0.32 g, 1.97 mmol) was added to a solution of Compound **2g** (0.097 g, 0.2 mmol) in DMF (1.5 mL). The reaction was heated at 80 °C for 6 h. Upon completion, the reaction was cooled and the solvent was evaporated under vacuum. The product was purified by

column chromatography (CH₂Cl₂/ Acetone) to give 0.78 g (80%) of Compound **5** as an orange solid after recrystallization from (CH₂Cl₂ /Hexane); ¹H NMR (300 MHz, CDCl₃) δ 7.61 (s, 2H), 7.34 (m, 5H), 7.19 (t, J = 7.0 Hz, 2H), 6.99 (t, J = 7.0 Hz, 2H), 4.25 (t, J = 4.5 Hz, 4H), 3.66 (t, J = 4.5 Hz, 4H), 3.18 (s, 8H); MS (ES) *m/z* 486 (M+H⁺). Anal. Calcd for C₂₈H₂₇N₃O₅ : C, 69.26; H, 5.60; N, 8.65. Found: C, 69.49; H, 5.86; N, 8.34.

Preparation of Cpd 6

Pentaethylenebismesylate Compound **1g** (0.75 g, 1.9 mmol) in DMF (15 mL) was added via syringe pump overnight to a suspension of Cs₂CO₃ (1.0 g, 3.2 mmol) and starting material Compound **2a** (0.5 g, 1.5 mmol) in DMF (40 mL) at 100 °C. The reaction mixture was cooled to 20 °C and stirred for 2 h. The reaction mixture was diluted with NH₄Cl_(aq) and the product was extracted into CH₂Cl₂. The organic layer was washed with water, dried (Na₂SO₄) and concentrated. The product was purified by column chromatography (CH₂Cl₂/Acetone) to give 0.44 g (56%) of Compound **2d**, ¹H NMR (300 MHz, CDCl₃) δ 7.56 (s, 2H), 7.32 (t, J = 7.5 Hz, 4H), 7.21 (t, J = 7.1 Hz, 2H), 7.01 (t, J = 7.7 Hz, 2H), 4.22 (t, J = 4.9 Hz, 4H), 3.72 (t, J = 4.9 Hz, 4H), 3.47 (s, 4H), 3.42 (m, 4H), 3.34 (m, 4H), 3.20 (s, 3H); MS (ES) *m/z* 544 (M+H⁺).

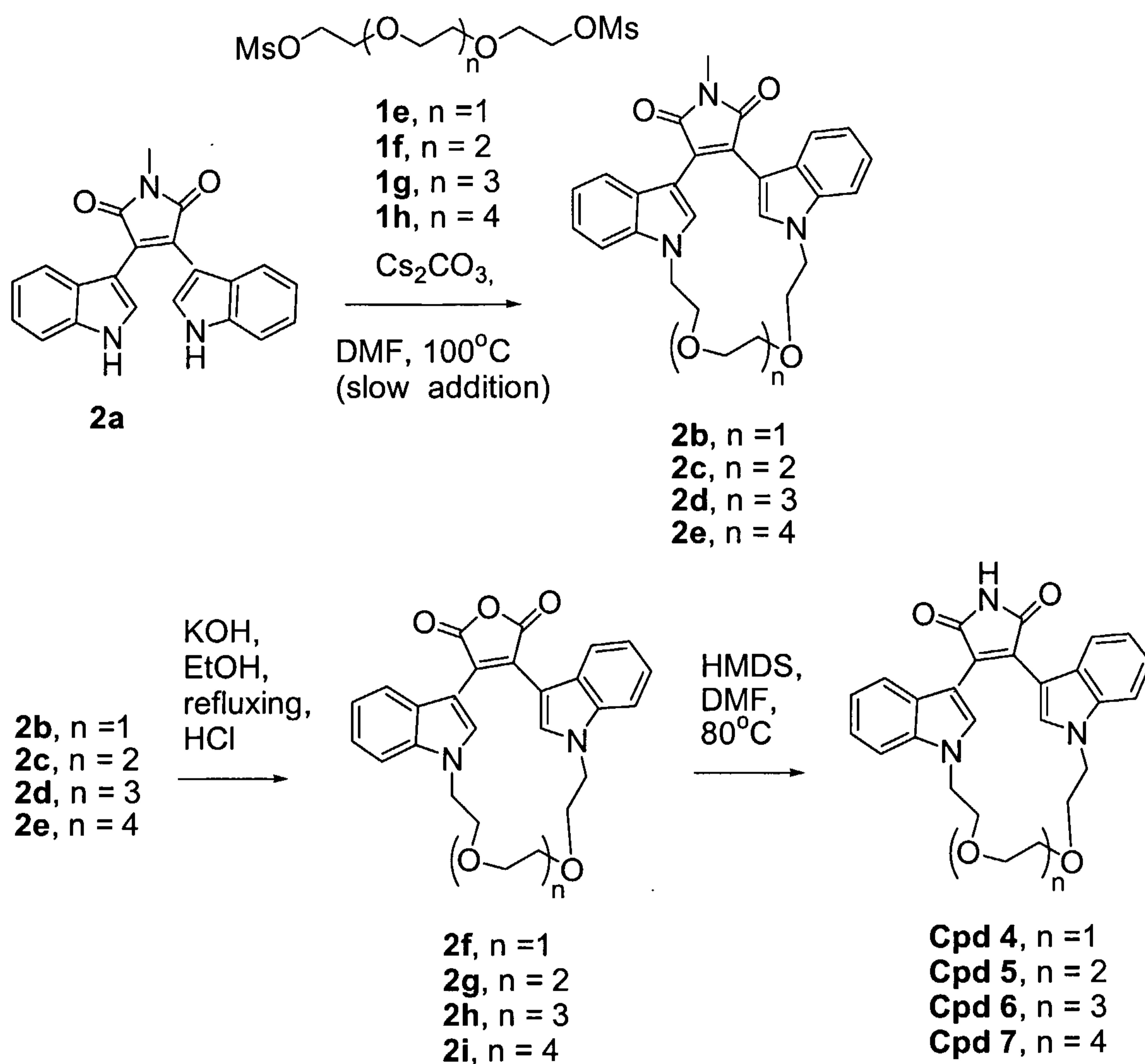
A mixture of Compound **2d** (0.12 g, 0.22 mmol) in EtOH (1 mL) and 10 N KOH (2.2 mmol) was heated to a gentle reflux at 78 °C overnight. The reaction mixture was cooled to 0 °C and acidified with 1 N HCl. A dark red precipitate was formed. CH₂Cl₂ was added and the organic layer was separated and washed with water, dried (Na₂SO₄) and concentrated. The product Compound **2h** (0.12 g, 100%) was obtained as a dark red solid and used directly. A MeOH solution (0.05 mL) containing HMDS (0.36 g, 2.3 mmol) was added to a solution of Compound **2h** (0.12 g, 0.23 mmol) in DMF (1.5 mL) was added a MeOH solution (0.05 mL) containing HMDS (0.36 g, 2.3 mmol). The reaction was heated at 80 °C for 6 h. Upon completion the reaction was cooled and the solvent was evaporated under vacuum. Product was purified by column chromatography (CH₂Cl₂/ Acetone) to give 0.066 g (55%) of Compound **6** as an orange solid; ¹H NMR (300 MHz, CDCl₃) δ 7.58 (s, 2H), 7.42 (s, 1H), 7.33 (m, 4H), 7.23 (t, J = 6.6 Hz, 2H), 7.02 (t, J = 7.0 Hz, 2H), 4.22 (t, J = 4.9 Hz, 4H), 3.72 (t, J = 4.9 Hz, 4H), 3.48 (s, 4H), 3.43 (m, 4H), 3.35 (m, 4H); MS (ES) *m/z* 530 (M+H⁺). Anal. Calcd

for $C_{30}H_{31}N_3O_6 \cdot 0.7H_2O$: C, 66.46; H, 6.02; N, 7.75. Found: C, 66.35; H, 6.17; N, 7.50.

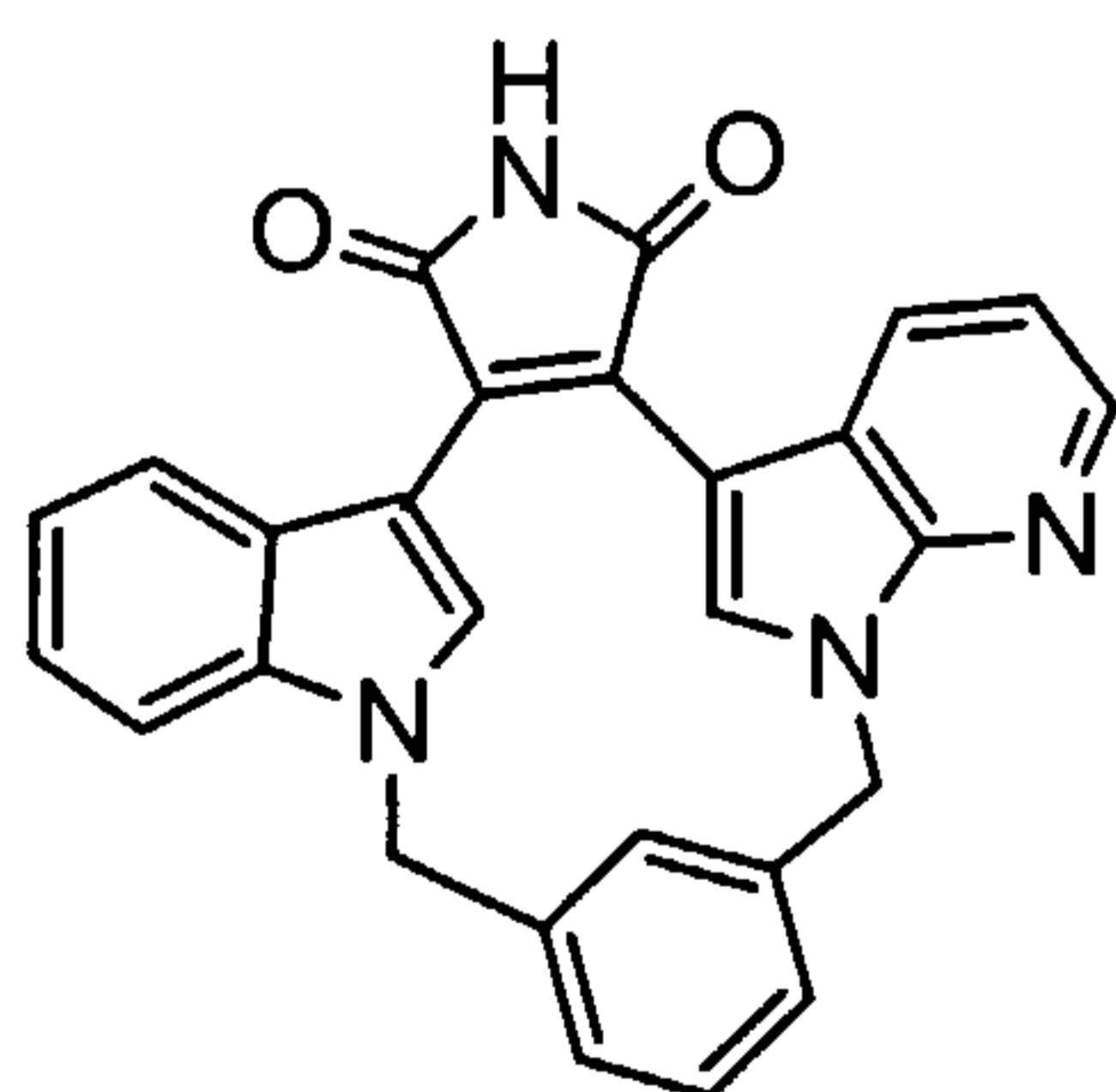
Preparation of Cpd 7

Hexaethylenebismesylate Compound **1h** (0.84 g, 1.9 mmol) in DMF (15 mL) was added via syringe pump overnight to a suspension of Cs_2CO_3 (1.0 g, 3.2 mmol) and starting material Compound **2a** (0.5 g, 1.5 mmol) in DMF (40 mL) at 100 °C. The reaction mixture was cooled to 20 °C and stirred for 2 h. The reaction mixture was diluted with $NH_4Cl_{(aq)}$ and the product was extracted into CH_2Cl_2 . The organic layer was washed with water, dried (Na_2SO_4) and concentrated. Product was purified by column chromatography (CH_2Cl_2 /Acetone) to give 0.18 g (21%) of Compound **2e**; 1H NMR (300 MHz, $CDCl_3$) δ 7.63 (s, 2H), 7.40 (d, $J = 8.1$ Hz, 2H), 7.17 (m, 4H), 6.92 (t, $J = 7.5$ Hz, 2H), 4.25 (t, $J = 5.1$ Hz, 4H), 3.75 (t, $J = 5.1$ Hz, 4H), 3.40 (m, 16H), 3.20 (s, 3H); MS (ES) m/z 588 ($M+H^+$).

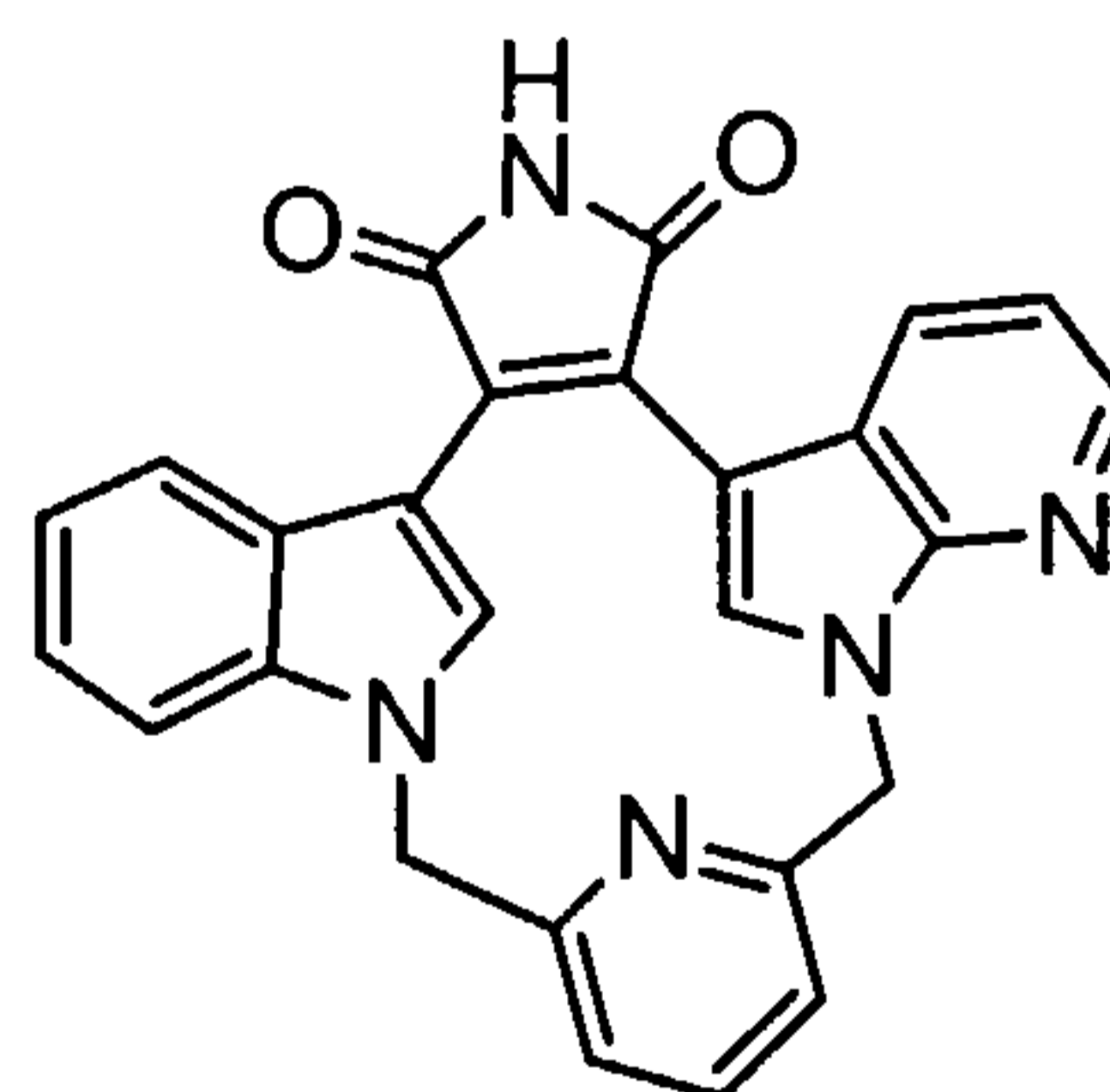
A mixture of Compound **2e** (0.13 g, 0.22 mmol) in EtOH (1 mL) and 10 N KOH (2.2 mmol) was heated to a gentle reflux at 78 °C overnight. The reaction mixture was cooled to 0 °C and acidified with 1 N HCl. A dark red precipitate was formed. CH_2Cl_2 was added and the organic layer was separated and washed with water, dried (Na_2SO_4) and concentrated. The product Compound **2i** (0.12 g, 92%) was obtained as a dark red solid and used directly. A MeOH solution (0.05 mL) containing HMDS (0.34 g, 2.1 mmol) was added to a solution of Compound **2i** (0.12 g, 0.21 mmol) in DMF (1.5 mL). The reaction was heated at 80 °C for 5 h. Upon completion the reaction was cooled and the solvent was evaporated under vacuum. Product was purified by column chromatography (CH_2Cl_2 / Acetone) to give 0.096 g (80%) of Compound **7** as a red solid; 1H NMR (300 MHz, $CDCl_3$) δ 7.64 (s, 2H), 7.36 (s, 3H), 7.17 (m, 4H), 6.93 (t, $J = 7.8$ Hz, 2H), 4.26 (t, $J = 5.1$ Hz, 4H), 3.75 (t, $J = 5.1$ Hz, 4H), 3.43 (m, 16H); MS (ES) m/z 574 ($M+H^+$). Anal. Calcd for $C_{32}H_{35}N_3O_7$: C, 67.00; H, 6.15; N, 7.33. Found: C, 66.63; H, 6.26; N, 7.21.



Example 3



Compound 8



Compound 9

12-hydro-6*H*,19*H*-5,22:13,18:7,11-trimethenopyrido[2,3-*j*]pyrrolo[3,4-*m*][1,9]benzodiazacycloheptadecine-19,21(20*H*)-dione (Compound 8);

12-hydro-6*H*,19*H*-5,22:13,18-dimetheno-7,11-nitriropyrido[2,3-*j*]pyrrolo[3,4-*m*][1,9]benzodiazacycloheptadecine-19,21(20*H*)-dione (Compound 9)

Preparation of Cpd 8

A mixture of chloro-indolylmaleimide Compound **3b** (0.929 g, 3.57 mmol, prepared as described in *Synthesis*, **1995**, 1511), organostannane Compound **3a** (1.59 g, 3.57 mmol), lithium chloride (2.06 g, 49 mmol) and
5 dichlorobis(triphenylphosphine)palladium(II) (0.34 g, 0.49 mmol) in toluene (45 mL) was heated at 95 °C under nitrogen overnight. The reaction mixture was concentrated under vacuum and CH₂Cl₂ (7.5 mL) and TFA (2.5 mL) were added. The reaction mixture was stirred at room temperature for 2.5 h, then concentrated under vacuum. The residue was purified by column chromatography (CH₂Cl₂/acetone) to give a
10 mixture of an orange product and a 7-azaindole intermediate. The crude product was triturated in ether to remove the 7-azaindole and an orange solid of Compound **3c** (0.376 g, 31%) was collected through filtration; ¹H NMR (300 MHz, Acetone-*d*₆) δ 8.05 (d, *J* = 4.0 Hz, 1H), 7.88 (s, 1H), 7.85 (s, 1H), 7.35 (d, *J* = 8.2 Hz, 1H), 7.23 (d, *J* = 8.1 Hz, 1H), 6.97 (t, *J* = 7.8 Hz, 1H), 6.68 (m, 3H), 3.13 (s, 3H); FAB-HRMS (M+H⁺).
15 Calcd. for C₂₀H₁₅N₄O₂ 343.1195, found 343.1205.

A dihalo substituted aryl/heteroaryl Compound **3d** (such as α, α'-dibromo-*m*-xylene; wherein X is a carbon atom and halo is a bromo atom) (200 mg, 0.756 mmol) in DMF (10 mL) was added over a 2 h period with a syringe pump to a slurry of Compound **3c**
20 (246 mg, 0.72 mmol) and Cs₂CO₃ (394 mg, 1.2 mmol) in DMF (20 mL) at 100 °C was held at 100 °C for 20 h. The mixture was concentrated under vacuum. Water was added and the residue was extracted with ethyl acetate and then with CH₂Cl₂. The extracts were combined, dried (Na₂SO₄) and concentrated. The product was purified by column chromatography (CH₂Cl₂/acetone as solvent) to give 135 mg (42%) of
25 Compound **3e** as a brick-red solid after recrystallization from ethyl acetate/hexanes; ¹H NMR (300 MHz, CDCl₃) δ 8.38 (d, *J* = 4.1 Hz, 1H), 8.21 (d, *J* = 8.2 Hz, 1H), 7.83 (d, *J* = 7.8 Hz, 1H), 7.44 (d, *J* = 8.1 Hz, 1H), 7.25 (m, 6H), 7.09 (s, 1H), 7.03 (s, 1H) 6.69 (s, 1H), 5.42 (s, 2H), 5.16 (s, 2H), 3.23 (s, 3H); FAB-HRMS (M+H⁺) Calcd. for C₂₇H₁₉N₄O₂ 445.1664, found 445.1660.

30

A mixture of Compound **3e** (135 mg, 0.304 mmol) and 10 N KOH (0.85 mL) in ethanol (5 mL) was heated at a gentle reflux overnight. The reaction mixture was cooled in an ice bath, 1 N HCl (10 mL) was added and the mixture was stirred at 0 °C for 1 h. The

reaction mixture was partitioned between CH₂Cl₂ (40 mL) and NaHCO_{3(aq)} (40 mL). The separated aqueous layer was extracted again with CH₂Cl₂ (2 x 20 mL). The combined organic layers were dried (Na₂SO₄) and concentrated under vacuum to give a crude anhydride Compound **3g** (48 mg). A MeOH (0.12 mL) solution containing
5 hexamethyldisilazane (HMDS) (0.68 g, 4.2 mmol) was added to a solution of Compound **3g** in DMF (2 mL). The reaction mixture was heated overnight at 80 °C. The cooled reaction mixture was concentrated under vacuum, the product was purified by column chromatography (CH₂Cl₂/acetone as solvent) to give 28 mg (21%) of Compound **8** as a brick red solid after recrystallization from ether; ¹H NMR (300 MHz,
10 Methanol-*d*₄) δ 8.28 (m, 1H), 8.22 (d, *J* = 8.0 Hz, 1H), 7.69 (d, *J* = 7.8 Hz, 1H), 7.54 (d, *J* = 8.2 Hz, 1H), 7.18 (m, 9H), 6.68 (s, 1H), 5.35 (s, 2H), 5.19 (s, 2H); FAB-HRMS (M+ H⁺) Calcd. for C₂₇H₁₉N₄O₂ 431.1508, found 431.1506.

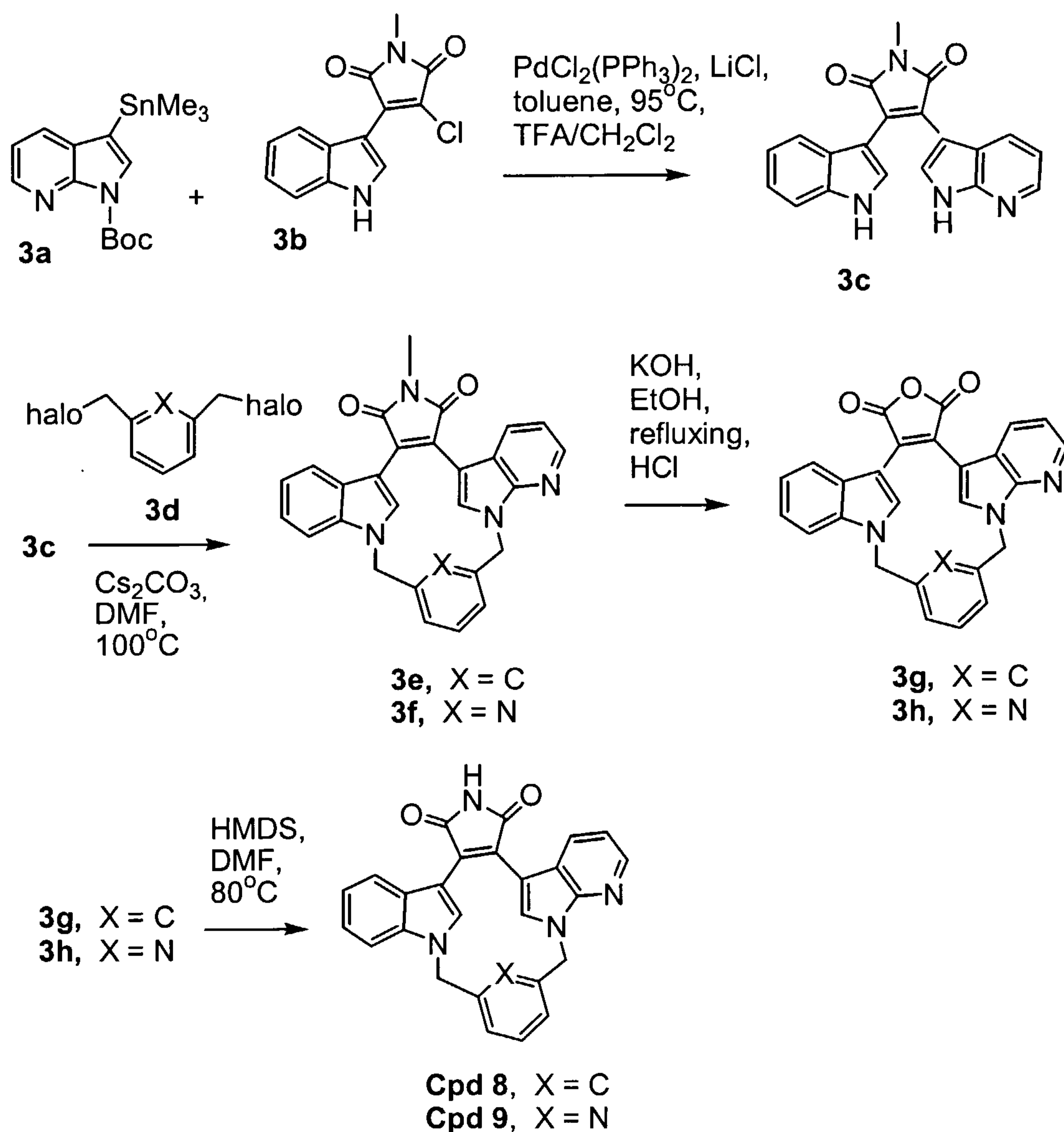
Preparation of Cpd 9

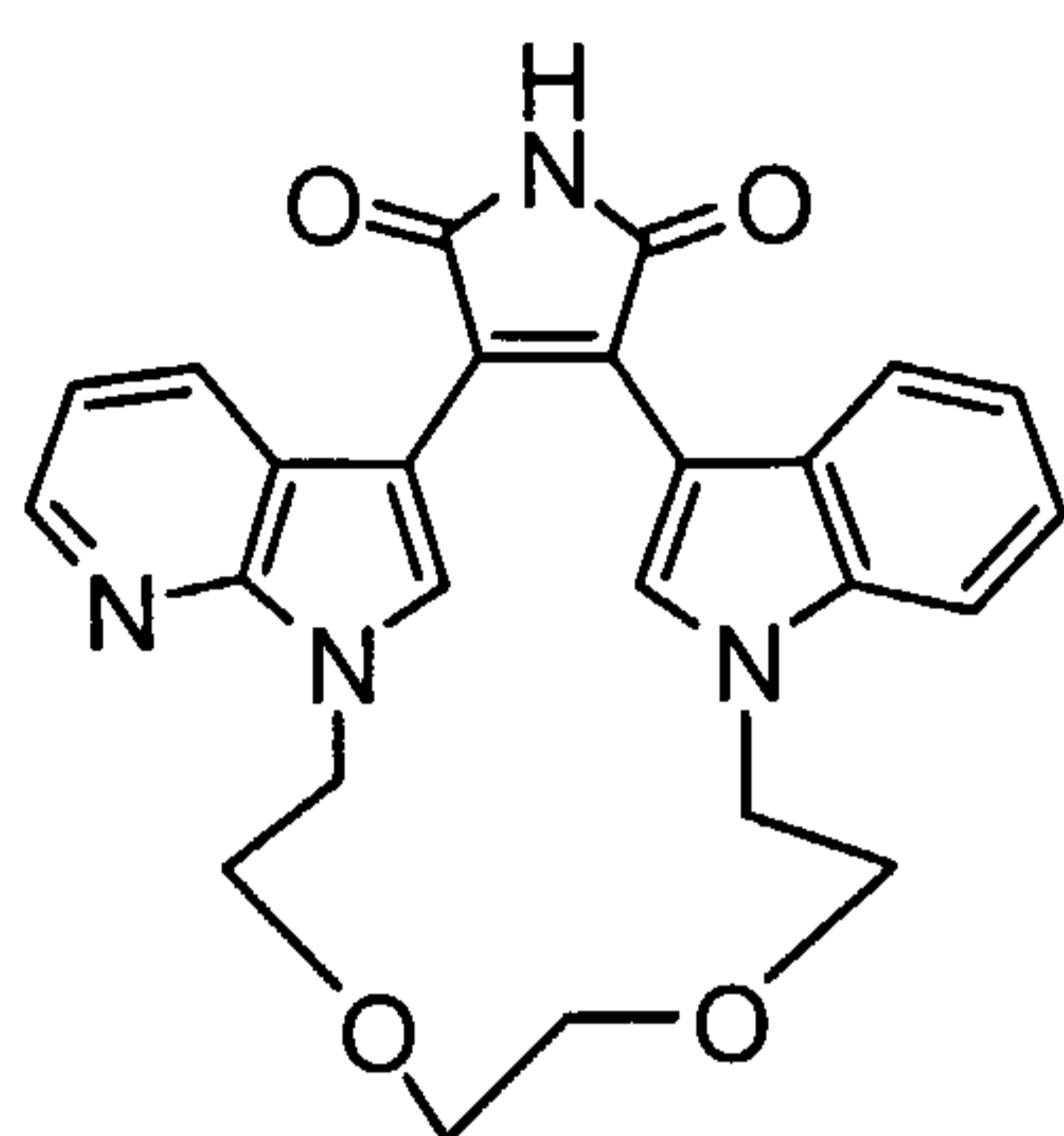
15 A dihalo substituted aryl/heteroaryl Compound **3d** (such as 2,6-bis(chloromethyl)pyridine; wherein X is a nitrogen atom and halo is a chloro atom) (133 mg, 0.756 mmol) in DMF (20 mL) was added over a 2 h period with a syringe pump to a slurry of Compound **3c** (246 mg, 0.72 mmol) and Cs₂CO₃ (394 mg, 1.2 mmol) in DMF (20 mL) at 100 °C and was held at 100 °C for 20 h. The reaction
20 mixture was concentrated under vacuum. Water was added and the residue was extracted with ethyl acetate and then with CH₂Cl₂. The extracts were combined, dried (Na₂SO₄) and concentrated. The product was purified by column chromatography (CH₂Cl₂/acetone as solvent) to give 103 mg (32%) of Compound **3f** as a brick-red solid after being recrystallized from ethyl acetate/hexanes; ¹H NMR (300 MHz, CDCl₃)
25) δ 8.30 (m, 2H), 7.94 (bd, *J* = 8.3 Hz, 1H), 7.64 (t, *J* = 7.6 Hz, 1H), 7.42 (s, 1H), 7.27 (m, 7H), 5.56 (s, 2H), 5.28 (s, 2H), 3.25 (s, 3H); FAB-HRMS (M+ H⁺) Calcd. for C₂₇H₂₀N₅O₂ 446.1617, found 446.1630.

A mixture of Compound **3f** (87 mg, 0.194 mmol) and 10 N KOH (0.55 mL) in ethanol
30 (3 mL) was heated at a gentle reflux overnight. The reaction mixture was cooled in an ice bath. 12 N HCl (1 mL) and CH₂Cl₂ (6 mL) were added and the reaction mixture was stirred at 0 °C for 1 h. The reaction mixture was partitioned between CH₂Cl₂ (40 mL) and NaHCO_{3(aq)} (40 mL). The separated aqueous layer was extracted again with

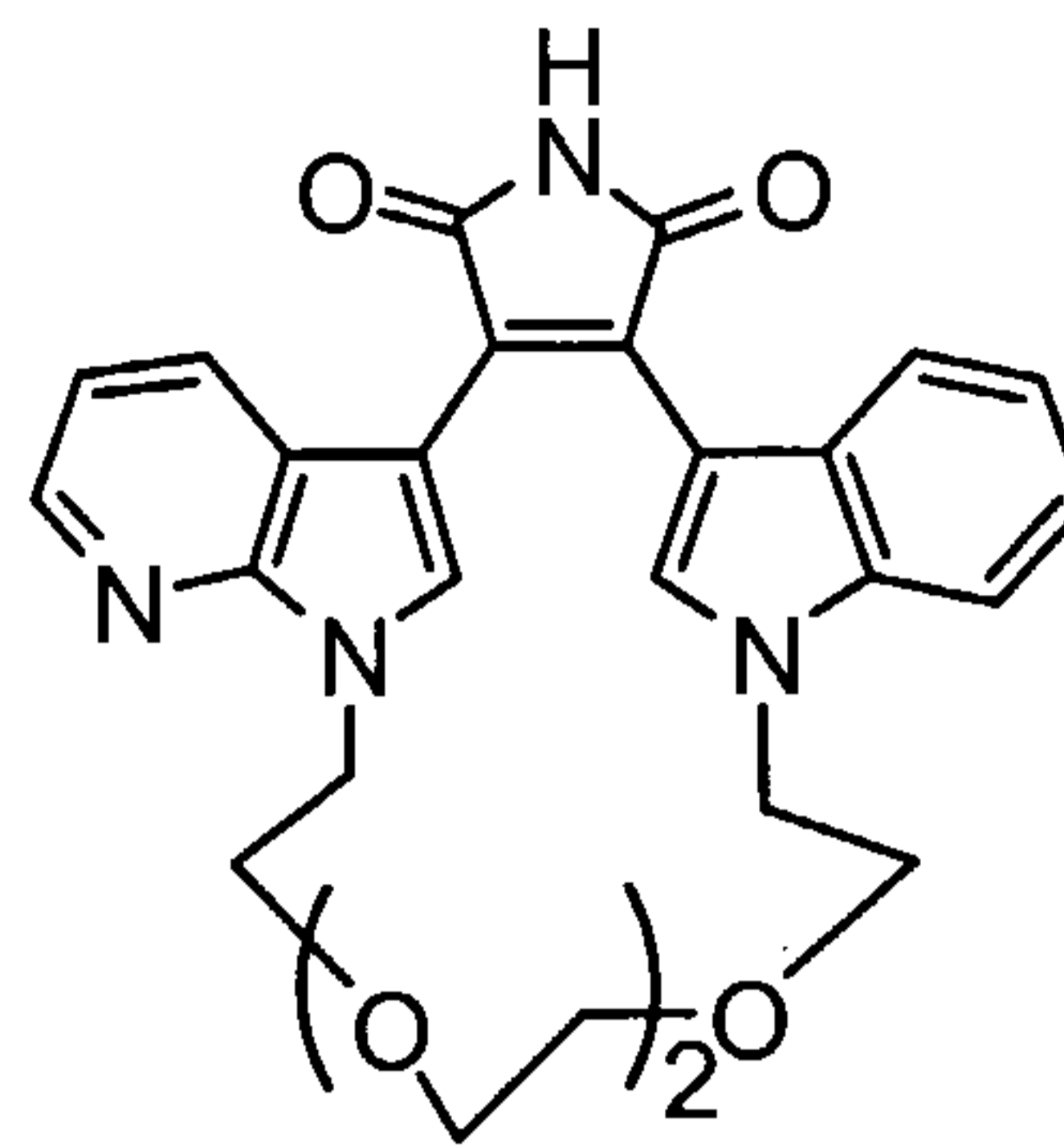
CH₂Cl₂ (2 x 20 mL). The combined organic layers were dried (Na₂SO₄) and concentrated under vacuum to give an anhydride Compound **3h** (66 mg). A MeOH (0.12 mL) solution containing HMDS (0.678 g, 2.1 mmol) was added to a solution of Compound **3h** in DMF (4 mL). The reaction mixture was heated overnight at 80 °C.

- 5 The cooled reaction mixture was concentrated under vacuum, the product was purified by column chromatography (CH₂Cl₂/acetone as solvent) to give 50 mg (60%) of Compound **9** as a purple solid; ¹H NMR (300 MHz, Acetone-*d*₆) δ 9.82 (bs, 1H), 8.27 (m, 2H), 7.85 (m, 2H), 7.61-7.39 (m, 5H), 7.17 (m, 3H), 5.67 (s, 2H), 5.52 (s, 2H). MS(ES) *m/z* 432(M+H⁺). Anal. Calcd. for C₂₅H₁₇N₅O₂.H₂O: C, 69.48; H, 4.26; N, 15.58, Found: C, 69.20; H, 4.04; N, 15.45.



Example 4

Compound 10



Compound 11

6,7,9,10,12,13-hexahydro-20*H*-5,23:14,19-dimetheno-5*H*-pyrido[2,3-*k*]pyrrolo[3,4-*n*][4,7,1,10]benzodioxadiazacyclooctadecine-20,22(21*H*)-dione (Compound 10);

6,7,9,10,12,13,15,16-octahydro-23*H*-5,26:17,22-dimetheno-5*H*-pyrido[2,3-*n*]pyrrolo[3,4-*q*][4,7,10,1,13]benzotrioxadiazacycloheneicosine-23,25(24*H*)-dione (Compound 11)

Preparation of Cpd 10

Bismesylate Compound 1e (220 mg, 0.72 mmol) in DMF (10 mL) was added over a 2 h period with a syringe pump to a slurry of Compound 3c (246 mg, 0.72 mmol) and
 5 Cs₂CO₃ (394 mg, 1.2 mmol) in DMF (20 mL) at 100 °C and was held at 100 °C for 20 h. The mixture was concentrated under vacuum. Water was added and the residue was extracted with CH₂Cl₂ then dried (Na₂SO₄) and concentrated. The product was purified by column chromatography (CH₂Cl₂ /acetone as solvent) to give 160 mg (49%) of Compound 4a as a brick red solid; ¹H NMR (300 MHz, CDCl₃) δ 8.33 (d, *J* = 4.8
 10 Hz, 1H), 8.25 (d, *J* = 7.0 Hz, 1H), 7.65 (d, *J* = 7.8 Hz, 1H), 7.59 (s, 1H), 7.45 (s, 1H), 7.34 (d, *J* = 8.1 Hz, 1H), 7.26 (m, 1H), 7.16 (m, 2H), 4.37 (t, *J* = 4.5 Hz, 2H), 4.27 (t, *J* = 4.7 Hz, 2H), 3.76 (t, *J* = 4.8 Hz, 2H), 3.69 (t, *J* = 4.5 Hz, 2H), 3.38 (m, 4H), 3.20 (s, 3H). MS(ES) *m/z* 457(M+H⁺). Anal. Calcd for C₂₆H₂₄N₄O₄·1.5 H₂O: C, 64.59; H, 5.63; N, 11.59, Found: C, 64.99; H, 5.27; N, 11.44.

15

A mixture of Compound 4a (124 mg, 0.271 mmol) and 10 N KOH (0.77 mL) in ethanol (4.2 mL) was heated at a gentle reflux overnight. The reaction mixture was cooled in an ice bath, 12 N HCl (2.3 mL) and CH₂Cl₂ (3 mL) were added and the reaction mixture was stirred at 0 °C for 20 min. The reaction mixture was partitioned
 20 between CH₂Cl₂ (40 mL) and NaHCO_{3(aq)} (40 mL). The separated aqueous layer was extracted again with CH₂Cl₂ (2 x 20 mL). The combined organic layers were dried

(Na₂SO₄) and concentrated under vacuum to give a crude anhydride Compound **4c** (120 mg). A MeOH (0.2 mL) solution containing HMDS (1.19 g, 7.46 mmol) was added to a solution of the anhydride in DMF (7 mL). The reaction mixture was heated overnight at 80 °C. The cooled reaction mixture was concentrated under vacuum and the product
5 was purified by column chromatography (CH₂Cl₂/acetone as solvent) to give 39 mg (33%) of Compound **10** as an orange solid; ¹H NMR (300 MHz, DMSO-*d*₆) δ 11.05 (bs, 1H), 8.29 (d, *J* = 3.3 Hz, 1H), 8.11 (d, *J* = 7.9 Hz, 1H), 7.74 (s, 1H), 7.62 (s, 1H), 7.54 (d, *J* = 8.4 Hz, 2H), 7.18 (m, 2H), 7.05 (t, *J* = 7.8 Hz, 1H), 4.36 (m, 4H), 3.68 (m, 4H), 3.39 (m, 4H). FAB-HRMS (M+ H⁺) Calcd. for C₂₅H₂₃N₄O₄ 443.1719, found
10 443.1713.

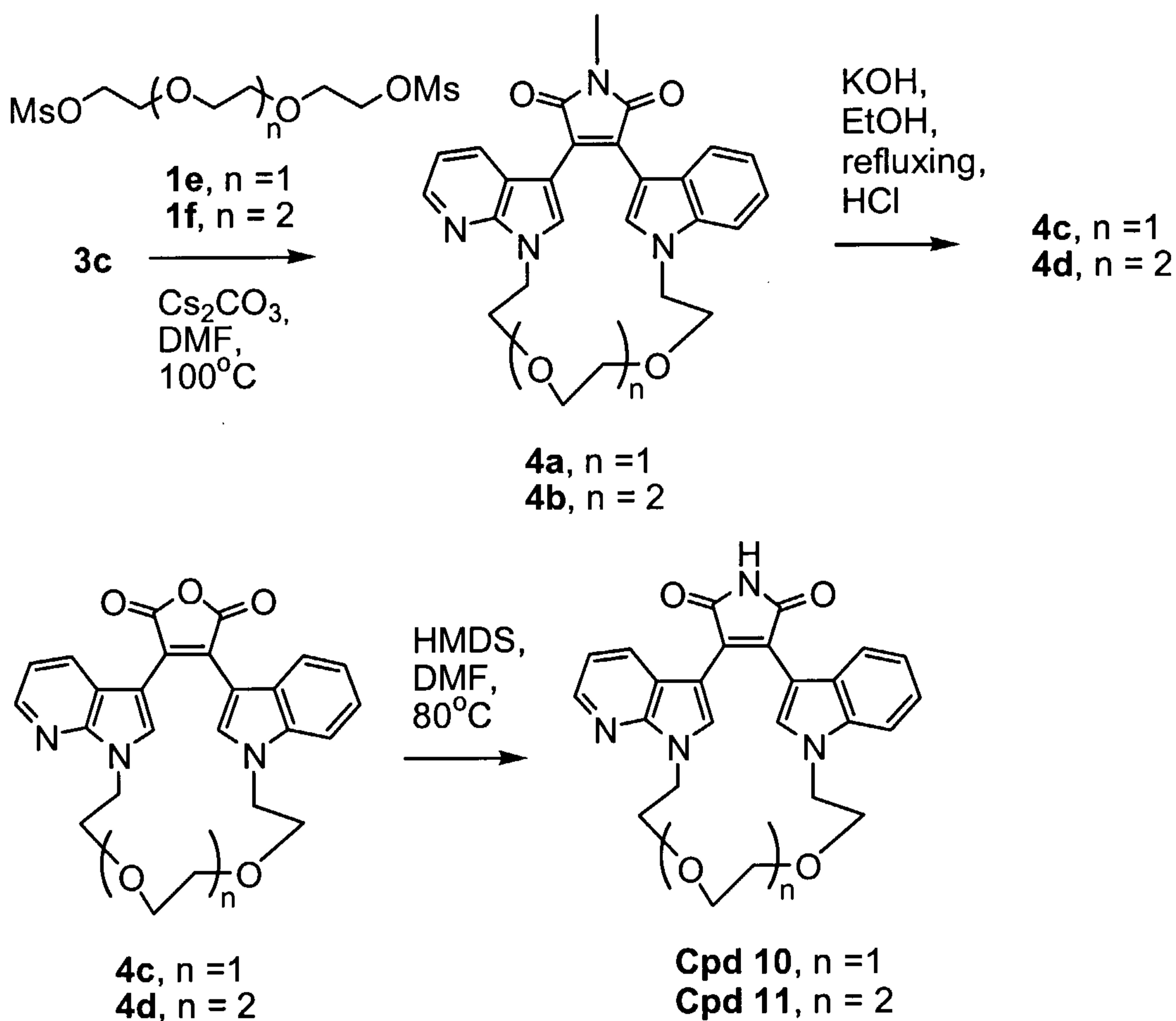
Preparation of Cpd 11

Bismesylate Compound **1f** (252 mg, 0.72 mmol) in DMF (10 mL) was added over a 2 h period with a syringe pump to a slurry of Compound **3c** (246 mg, 0.72 mmol) and
15 Cs₂CO₃ (394 mg, 1.2 mmol) in DMF (20 mL) at 100 °C and was held at 100 °C for 20 h. The mixture was concentrated under vacuum. Water was added and the residue was extracted with CH₂Cl₂, dried (Na₂SO₄) and concentrated. The product was purified by column chromatography (CH₂Cl₂ /acetone as solvent) to give 100 mg (27 %) of Compound **4b** as an orange solid after recrystallization from ethyl acetate/hexanes; ¹H
20 NMR (300 MHz, CDCl₃) δ 8.34 (d, *J* = 3.7 Hz, 1H), 8.05 (d, *J* = 7.1 Hz, 1H), 7.78 (s, 1H), 7.62 (s, 1H), 7.40 (d, *J* = 8.2 Hz, 1H), 7.14 (m, 2H), 6.90 (m, 2H), 4.44 (m, 2H), 4.35 (m, 2H), 3.77 (m, 2H), 3.60 (m, 2H), 3.38 (m, 4H), 3.20 (s, 3H), 3.02 (m, 4H). MS(ES) *m/z* 501(M+H⁺). Anal. Calcd for C₂₈H₂₈N₄O₅·0.5 H₂O: C, 66.00; H, 5.74; N, 11.00, Found: C, 65.88; H, 5.75; N, 10.93.

25

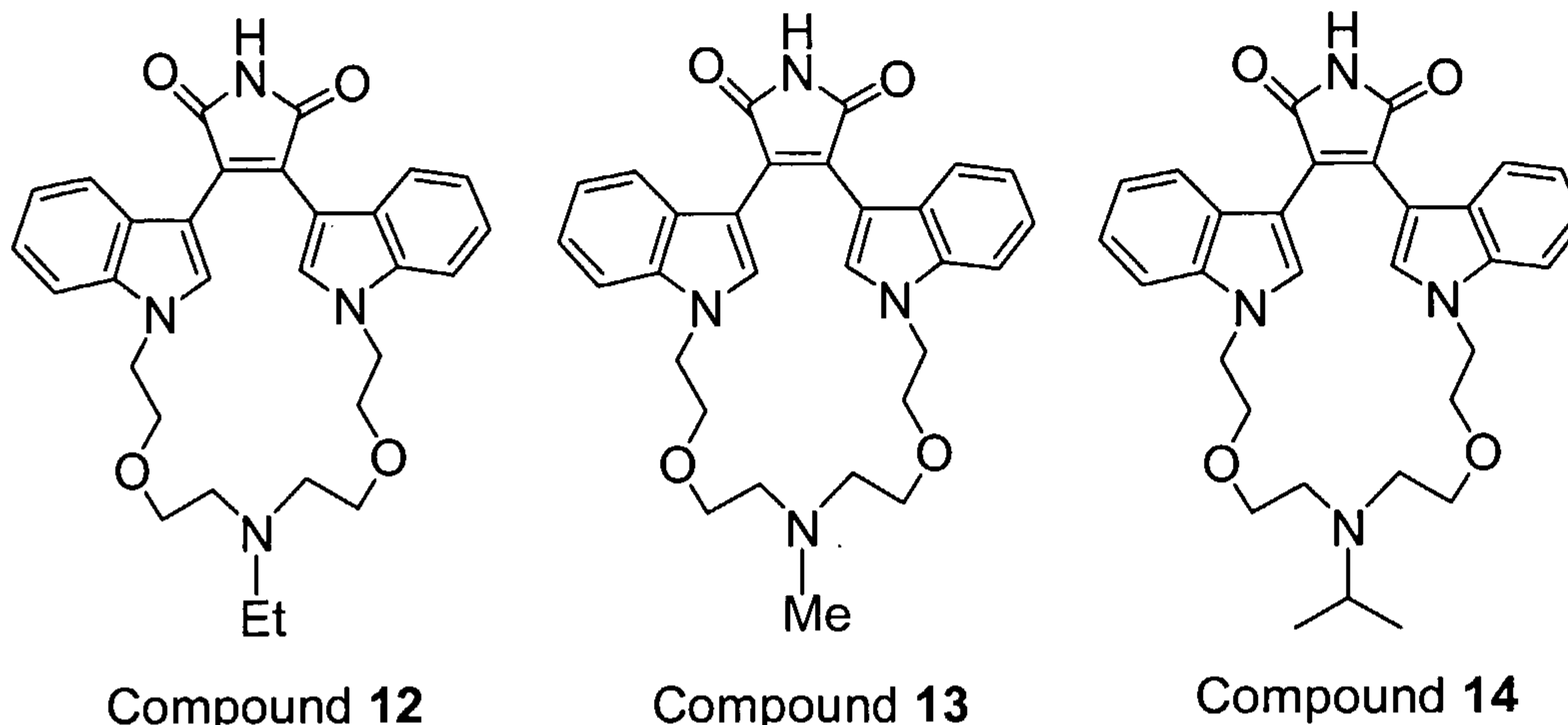
A mixture of Compound **4b** (58 mg, 0.116 mmol) and 10 N KOH (0.33 mL) in ethanol (1.8 mL) was heated at a gentle reflux overnight. The reaction mixture was cooled in an ice bath, 12 N HCl (1 mL) and CH₂Cl₂ (6 mL) were added and the reaction mixture was stirred at 0 °C for 20 min. The reaction mixture was partitioned between CH₂Cl₂
30 (40 mL) and NaHCO_{3(aq)} (40 mL). The separated aqueous layer was extracted again with CH₂Cl₂ (2 x 20 mL). The combined organic layers were dried (Na₂SO₄) and concentrated under vacuum to give a crude anhydride Compound **4c** (60 mg). A MeOH (0.1 mL) solution containing HMDS (0.51 g, 3.2 mmol) was added to a solution

of the anhydride in DMF (3 mL). The reaction mixture was heated overnight at 80 °C. The cooled reaction mixture was concentrated under vacuum and then the product was purified by column chromatography (CH₂Cl₂/acetone as solvent) to give 47 mg (83%) of Compound 11 as an orange solid; ¹H NMR (300 MHz, Acetone-*d*₆) δ 9.66 (bs, 1H), 8.31 (d, *J* = 4.0 Hz, 1H), 7.98 (d, *J* = 8.1 Hz, 1H), 7.83 (s, 1H), 7.64 (s, 1H), 7.56 (d, *J* = 8.4 Hz, 1H), 7.12 (m, 2H), 6.87 (d, *J* = 4.0 Hz, 2H), 4.43 (m, 4H), 3.83 (m, 2H), 3.61 (m, 2H), 3.33 (m, 4H), 3.07 (s, 4H). Anal. Calcd for C₂₇H₂₆N₄O₅·0.7 H₂O: C, 64.97; H, 5.53; N, 11.22, Found: C, 65.40; H, 5.64; N, 10.80; FAB-HRMS (M+ H⁺) Calcd. C₂₇H₂₇N₄O₅ 487.1981, found 487.1964.



10

Example 5



11-ethyl-6,7,10,11,12,13,15,16-octahydro-23*H*-5,26:17,22-dimetheno-5*H*,9*H*-dibenzo[*k,q*]pyrrolo[3,4-*n*][1,7,4,10,19]dioxatriazacycloheneicosine-23,25(24*H*)-dione (Compound 12);

6,7,10,11,12,13,15,16-octahydro-11-methyl-23*H*-5,26:17,22-dimetheno-5*H*,9*H*-dibenzo[*k,q*]pyrrolo[3,4-*n*][1,7,4,10,19]dioxatriazacycloheneicosine-23,25(24*H*)-dione (Compound 13);

6,7,10,11,12,13,15,16-octahydro-11-(1-methylethyl)-23*H*-5,26:17,22-dimetheno-5*H*,9*H*-dibenzo[*k,q*]pyrrolo[3,4-*n*][1,7,4,10,19]dioxatriazacycloheneicosine-23,25(24*H*)-dione (Compound 14)

Preparation of Cpd 12

A suspension of 10.0 g (53 mmol) of Compound 5a in 350 mL of a dichloromethane:methanol 6:1 mixture was stirred and cooled in an ice bath while adding 79 mL of a 2.0 M solution of TMSCHN₂ in hexane dropwise over a 1 hr period.

5 The mixture was allowed to warm to room temperature and stirring continued over night. The resulting light yellow solid was filtered and washed with ether to yield 7.5 g (70%) of Compound 5b. ¹H NMR (DMSO-*d*₆) δ 12.5 (s, 1H), 8.45 (d, 1H), 8.2 (d, 1H), 7.55 (d, 1H), 7.3 (m, 2H), 3.95 (s, 3H). 1.0 M potassium *tert*-butoxide (51.6 mL, 51.6 mmol) was added dropwise over 1 hr to a mixture of Compound 5b (3.84 g, 18.9

10 mmol) and 3-indolyl acetamide Compound 5c (3.00 g, 17.2 mmol) in dry THF (30 mL) previously cooled to 0 °C. Next the reaction mixture was stirred at 0°C for 15 min, then at room temperature for 3 h. The reaction was quenched with conc. hydrochloric acid (24 mL) with vigorous stirring for 5 min. The reaction mixture was diluted with ethyl acetate and washed with water. The ethyl acetate layer was washed with water,

15 then brine, then dried (MgSO₄), and evaporated *in vacuo* to give a solid Compound 5d (6.89 g). Compound 5d (6.79 g) was dissolved in dry acetone (170 mL) followed by the addition of pulverized potassium carbonate (3.15 g, 22.8 mmol) and dimethyl

sulfate (2.16 mL, 22.8 mmol). The reaction was heated to reflux for 5 h. The reaction was cooled to room temperature and evaporated *in vacuo* to a red solid. The red solid was stirred in ethyl acetate/methanol (10:1, 550 mL), dried (Na₂SO₄) and evaporated *in vacuo*. The crude product was chromatographed (silica gel, EtOAc/Hexane, from 1:4 to 2:3) to give a solid Compound **5e** (1.78 g, 30 % overall yield from Compound **5c**).
5 ¹HNMR (DMSO-d₆) δ 3.04 (s, 3H), 6.60-6.72 (m, 2H), 6.81 (d, 2 H, *J* = 10.45 Hz), 6.95-7.00 (m, 2H), 7.36 (d, 2H, *J* = 7.99 Hz), 7.75 (d, 2 H, *J* = 2.59 Hz), 11.67 (s, 2H). ES-MS *m/z* 341 (MH⁺).

10 Compound **5e** (1.50 g, 4.40 mmol) was dissolved in dry DMF (300 mL) followed by the addition of 2-bromoethyl ether (5.53 mL, 44.0 mmol) and cesium carbonate (5.73 g, 17.6 mmol). The reaction was stirred at 80 °C for 8 hr. and then additional 2-bromoethyl ether (1.12 mL, 8.80 mmol) was added and the reaction stirred at 80 °C for 4 hr. The reaction was cooled to room temperature and filtered through celite. The
15 filtrate was diluted with ethyl acetate (20 mL), washed with water (2x), then brine (1x), then dried (Na₂SO₄), and evaporated *in vacuo*. The crude product was chromatographed (silica gel, EtOAc/Hexane, from 1:4 to 1:1) to give Compound **5g** (1.06g, 37%). ¹HNMR (CDCl₃) δ 3.18 (s, 3H), 3.32-3.36 (m, 4H), 3.59-3.66 (m, 4H), 3.81-3.85 (m, 4H), 4.31 (t, 4 H, *J* = 5.42), 6.73 (t, 2 H, *J* = 7.22), 6.98 (d, 2 H, *J* =
20 8.02), 7.07-7.12 (m, 2H), 7.31 (d, 2 H, *J* = 8.25), 7.72 (s, 2 H, H-2). ES-MS *m/z* 644 (MH⁺). A solution of Compound **5g** (0.40 g, 0.62 mmol), diisopropylethylamine (1.29 mL, 7.4 mmol), and ethylamine (2.0 M in THF, 1.85 mL, 3.7 mmol) in dry THF (103 mL) was stirred at 90 °C overnight. The reaction was cooled to room temperature and additional diisopropylethylamine (0.64 mL, 3.7 mmol) and 2.0 M ethylamine
25 Compound **5h** in THF (0.92 mL, 1.85 mmol) were added. The mixture was stirred at 90 °C overnight. The reaction mixture was cooled to room temperature and evaporated *in vacuo* to give a Compound **5k** (0.59 g). The crude Compound **5k** (0.59 g) was suspended in EtOH (24 mL) followed by the addition of potassium hydroxide (0.93 g, 16.5 mmol). The reaction was stirred at reflux overnight. The reaction was cooled to
30 room temperature and evaporated *in vacuo*. The remaining residue was dissolved in water (55 mL) and acidified with 10% citric acid. The mixture was stirred at room temperature for 10 min and was evaporated *in vacuo*. The resulting solid was treated with neat ammonium acetate (60 g) and stirred at 140°C for 3hrs. The reaction was

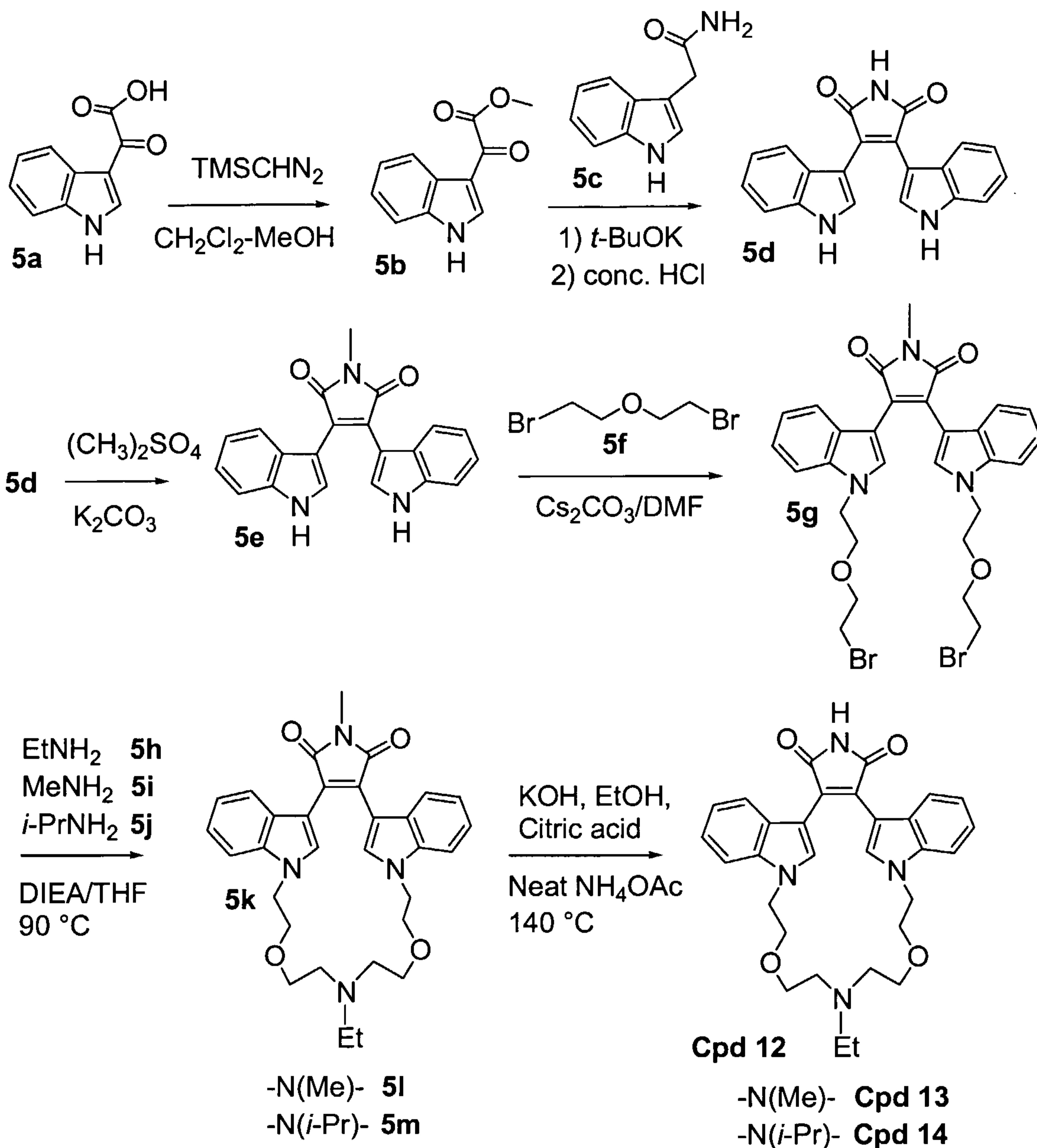
cooled to room temperature, diluted with water, basified with 20 % sodium hydroxide to pH = 10, and extracted with ethyl acetate (2 x 80 mL). The organic layer was washed with water (60 mL), then brine (60 mL), then dried (Na₂SO₄), and evaporated *in vacuo*. The crude product was chromatographed (silica gel, DCM/MeOH/NH₄OH, 5 from 95:3:2 to 93:5:2) to produce the target Compound **12** (38.5 mg). ¹HNMR (CD₃OD) δ 0.95-1.00 (m, 3H), 2.42-2.45 (m, 4H), 2.51-2.58 (q, 2H), 3.14-3.18 (m, 4H), 3.61-3.64 (m, 4H), 4.25-4.28 (m, 4H), 6.89-6.94 (m, 2H), 7.10-7.19 (m, 4H), 7.44 (d, 2H, *J*=8.23), 7.61 (s, 2H). ES-MS *m/z* 513 (MH⁺).

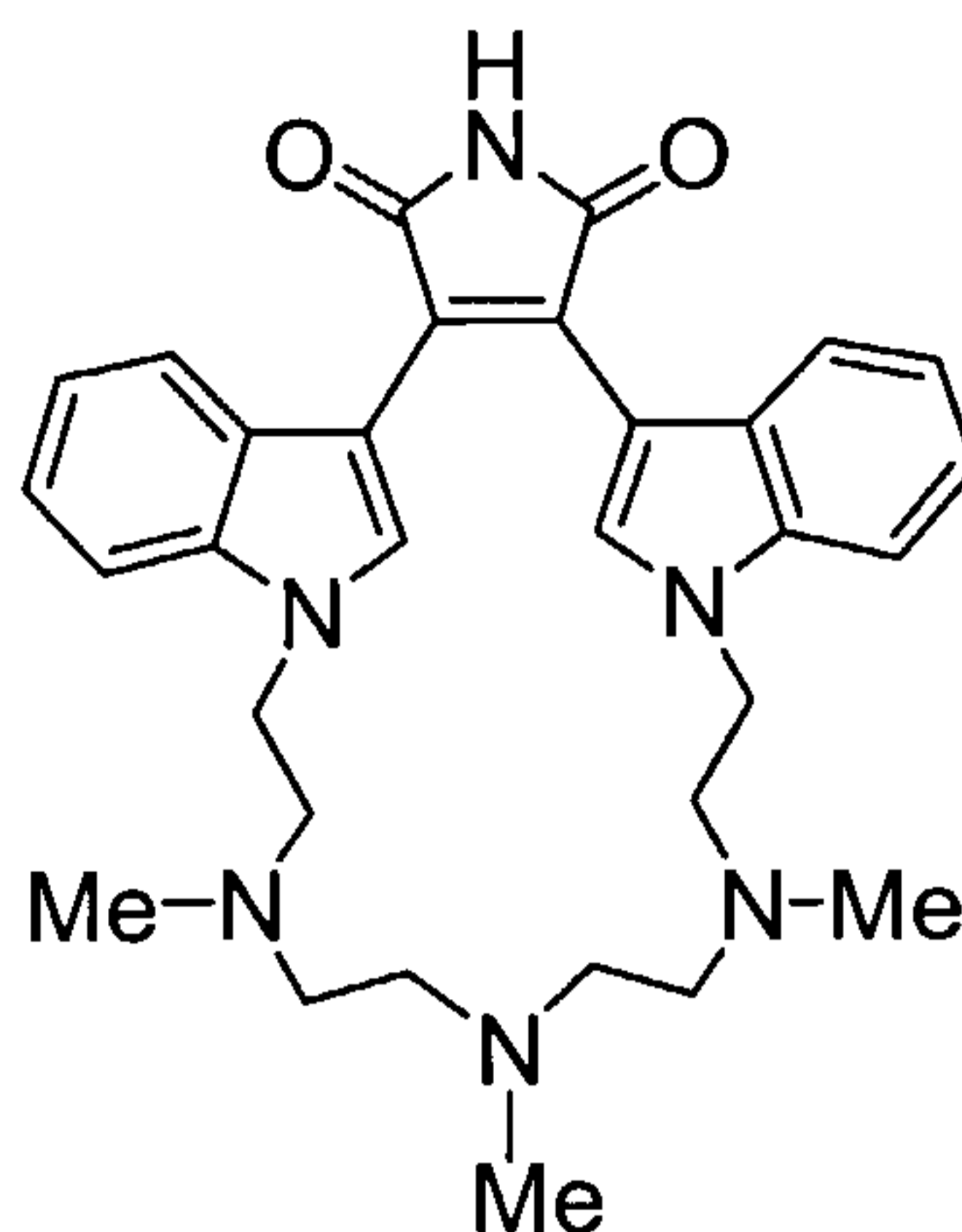
10 *Preparation of Cpd 13*

Using the procedure for the preparation of Compound **12** and the appropriate reagents and starting materials known to those skilled in the art, Compound **13** was prepared: ¹HNMR (CD₃OD) δ 2.16 (s, 3H), 2.29-2.32 (m, 4H), 3.1-3.20 (m, 4H), 3.65-3.67 (m, 4H), 4.30-4.33 (m, 4H), 6.93-6.95 (m, 2H), 7.17-7.21 (m, 4H), 7.47 (d, 2 H, *J* = 8.29 15 Hz), 7.65 (s, 2H). ES-MS *m/z* 499 (MH⁺).

Preparation of Cpd 14

Using the procedure for the preparation of Compound **12** and the appropriate reagents and starting materials known to those skilled in the art, Compound **14** was prepared: 20 ES-MS *m/z* 527 (MH⁺).

Example 6



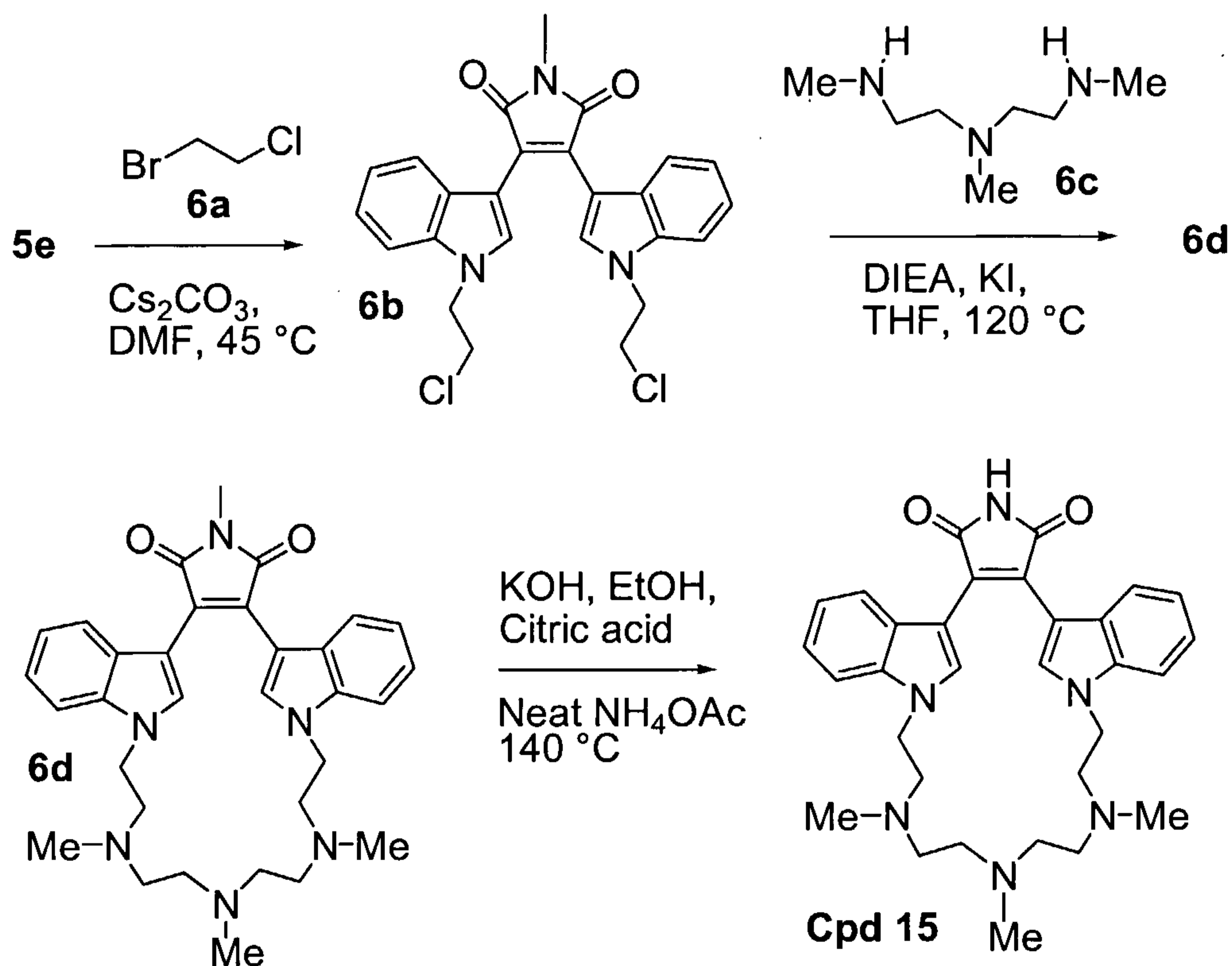
Compound 15

7,8,9,10,11,12,13,14,15,16-decahydro-8,11,14-trimethyl-6*H*,23*H*-5,26:17,22-dimethenodibenzo[*n,t*]pyrrolo[3,4-*q*][1,4,7,10,13]pentaazacycloheneicosine-23,25(24*H*)-dione (Compound 15)

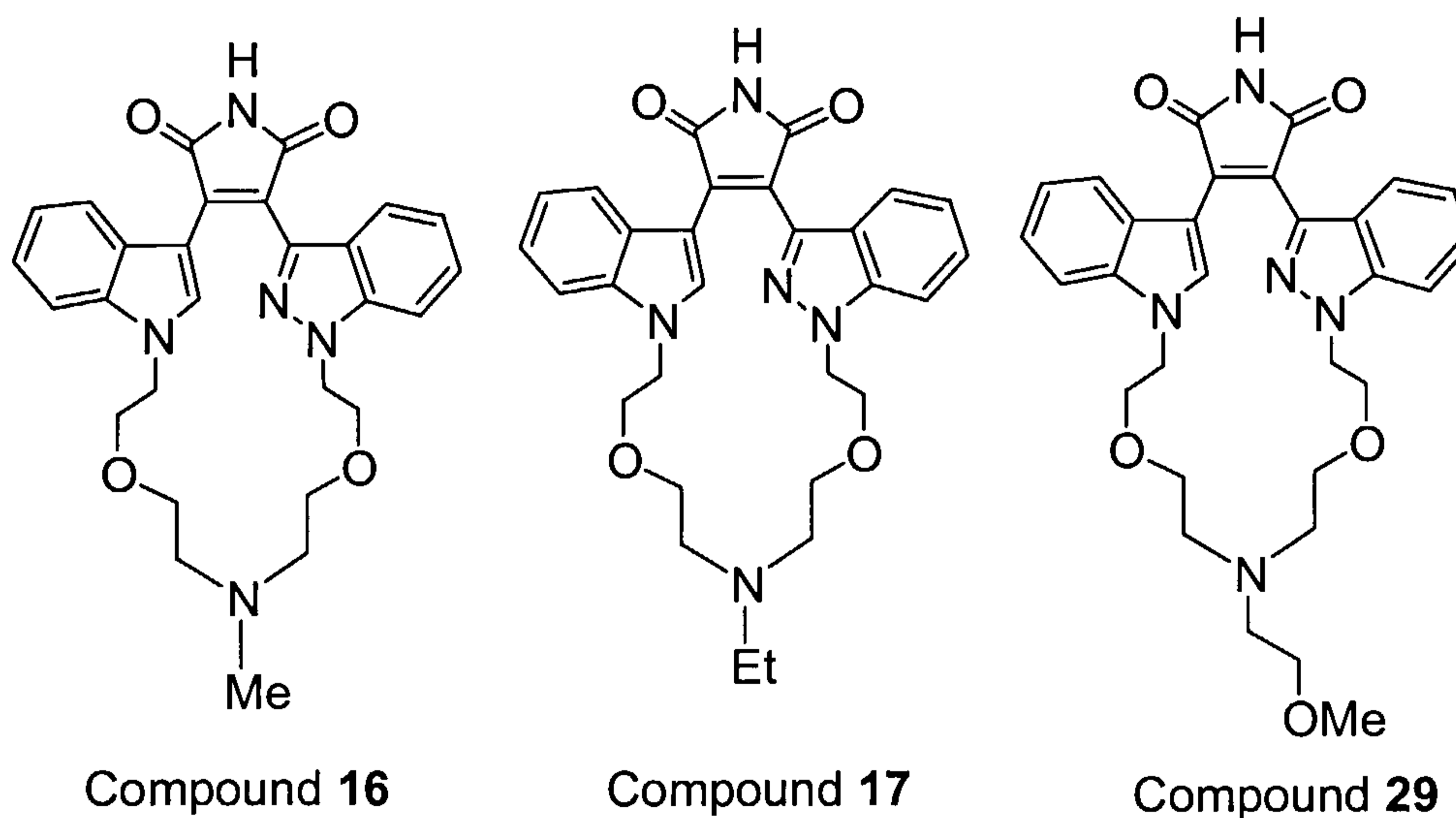
A 1-bromo-2-chloroethane Compound **6a** (430 mg, 3.0 mmol) was added to a mixture of Compound **5e** (51 mg, 0.15 mmol) and cesium carbonate (122 mg, 0.38 mmol) in DMF (4 mL). The reaction mixture was stirred at 45 °C for 16 h and then cooled to room temperature. The mixture was diluted with EtOAc (50 mL), washed with water, then brine, then dried (Na₂SO₄), and evaporated *in vacuo* to give Compound **6b** (69 mg), CI-MS *m/z* 466 (MH⁺). A solution of the crude Compound **6b** (26 mg), 1,4,7-trimethyldiethylenetriamine Compound **6c** (10 mg, 0.07 mmol), KI (28 mg, 0.17 mmol) and N,N-diisopropylethylamine (44 mg, 0.34 mmol) in THF (8 mL) was stirred at 80 °C for 8 h, at which time TLC indicated that the reaction was only partially complete. Additional trimethyldiethylenetriamine (20 mg, 0.14 mmol) was added and the stirring was continued at 120 °C for 42 h. The reaction mixture was then diluted with EtOAc (50 mL), washed with water, then brine, then dried (Na₂SO₄), and evaporated *in vacuo*. The resulting residue Compound **6d** (ES-MS *m/z* 539 (MH⁺)) was dissolved in EtOH (4 mL) and treated with KOH (63 mg, 1.1 mmol). The mixture was stirred at 80 °C for 40 h, and then EtOH was removed under *vacuo*. The residue was dissolved in water (3 mL) and acidified with 10% citric acid (5 mL). The mixture was stirred at room temperature for 10 min and then dried *in vacuo*. The resulting solid was stirred with neat ammonium acetate (4.0 g) at 140 °C for 2.5 h, and the mixture was cooled to room temperature, diluted with H₂O (3 mL), basified to pH = ca. 10 with 20 % aq. sodium hydroxide. The solution was extracted with EtOAc (40 mL x 2). The organic layer was washed with water, then brine, then dried (Na₂SO₄), and evaporated *in vacuo* to afford crude product, which was separated by prep. TLC using CH₂Cl₂/MeOH/NH₄OH

(85:13:2) to give Compound **15** as a red-orange solid (12 mg, 41% overall yield from Compound **5e**). $^1\text{H NMR}$ (CDCl_3) δ 7.52 (s, 2H), 7.34-7.30 (m, 4H), 7.20 (t, $J = 7.1$, 7.9 Hz, 2H), 7.00 (t, $J = 7.0$, 7.9 Hz, 2H), 4.08 (m, 4H), 2.67 (m, 4H), 2.32-2.10 (m, 8H), 2.19 (s, 9H); ES-MS m/z 525 (MH^+).

5



Example 7



6,7,10,11,12,13,15,16-octahydro-11-methyl-23H-5,26-metheno-17,22-nitrilo-5H,9H-dibenzo[*k,q*]pyrrolo[3,4-*n*][1,7,4,10,19]dioxatriazacycloheneicosine-23,25(24H)-dione

(Compound 16);

11-ethyl-6,7,10,11,12,13,15,16-octahydro-23*H*-5,26-metheno-17,22-nitrilo-5*H*,9*H*-dibenzo[*k,q*]pyrrolo[3,4-*n*][1,7,4,10,19]dioxatriazacycloheneicosine-23,25(24*H*)-dione (Compound 17);

6,7,10,11,12,13,15,16-octahydro-11-(2-methoxyethyl)-23*H*-5,26-metheno-17,22-nitrilo-5*H*,9*H*-dibenzo[*k,q*]pyrrolo[3,4-*n*][1,7,4,10,19]dioxatriazacycloheneicosine-23,25(24*H*)-dione (Compound 29)

Preparation of *Cpd 16*

A mixture of Compound **5b** (2.03 g, 10.0 mmol), Compound **7a** (3.10 g, 13.0 mmol, prepared from 2-(2-chloroethoxy)ethanol and TBDMS-Cl) and cesium carbonate (4.69, 14.4 mmol) in DMF (40 mL) was stirred at 70 °C for 8 h, and then filtered. The filtrate
5 was evaporated *in vacuo* and the residue was separated by flash column chromatography (hexane/EtOAc, 3:1) to give Compound **7b** as a light yellow viscous oil (1.83 g, 45% yield). ¹HNMR (CDCl₃) δ 8.45-8.42 (m, 2H), 7.59-7.30 (m, 3H), 4.34 (t, J = 5.3 Hz, 2H), 3.93 (s, 3H), 3.87 (t, J = 5.3 Hz, 2H), 3.68 (t, J = 5.3, 4.8 Hz, 2H), 3.47 (t, J = 5.3, 4.8 Hz, 2H), 0.84 (s, 9H), 0.01 (s, 6H); ES-MS *m/z* 406 (MH⁺).

10

An acid Compound **7c** (5.28 g, 30 mmol, prepared according to *J. Med. Chem.* **1992**, *35*, 2160) was dissolved in DCM (120 mL), and DMF (30 mL) under argon, HOBT (4.45 g, 33 mmol) and DCC (6.51 g, 32 mmol) were added and the reaction was stirred at ambient temperature for 1h. Ammonium hydroxide (28%, 2.7 g, 44 mmol) was
15 added over 5 min and the reaction was then stirred at ambient temperature for 16 h. White solid was filtered and the filtrate diluted with DCM (150 mL) and filtered again. The DCM solution was extracted four times with 5% NaHCO₃ (150 mL); the combined aqueous solution was treated with sodium chloride (190 g) and extracted with ethyl acetate (300 mL) six times. The organic extract was dried (Na₂SO₄) and evaporated in
20 *vacuo* to a solid, which was triturated with diethyl ether (100 mL) and filtered to afford a white solid Compound **7d** (3.52 g, 67%). A mixture of Compound **7d** (700 mg, 4.0 mmol), 2-(2-chloroethoxy)ethanol Compound **7e** (997 mg, 8.0 mmol) and cesium carbonate (1.56 g, 4.8 mmol) in DMF (20 mL) was stirred at 70 °C for 16 h, and then filtered. The filtrate was evaporated *in vacuo* and the residue was separated by flash
25 column chromatography (CH₂Cl₂/MeOH, 9:1) to give Compound **7f** as a light yellow solid (495 mg, 47% yield). ¹HNMR (CD₃OD) δ 7.74 (d, J = 8.1 Hz, 1H), 7.58 (d, J = 8.6 Hz, 1H), 7.40 (t, J = 8.2, 7.1 Hz, 1H), 7.14 (t, J = 8.5 Hz, 1H), 4.56 (t, J = 5.4 Hz, 2H), 3.92-3.89 (m, 4H), 3.52 (m, 2H), 3.45 (m, 2H); ES-MS *m/z* 264 (MH⁺).

1.0 M potassium *t*-butoxide in THF (4 mL, 4.0 mmol) was added dropwise to a suspension of the ester Compound **7b** (487 mg, 1.2 mmol) and amide Compound **7f** (210 mg, 0.8 mmol) in dry THF (10 mL) under argon that had been cooled to 0 °C.

5 The resulting mixture was stirred at 0 °C for 10 min and room temperature for 3 h, and then concentrated HCl (5 mL) was added, stirred at room temperature for another 10 min. The mixture was partitioned between EtOAc (100 mL) and H₂O (40 mL). Two layers were separated, and the aqueous layer was extracted with EtOAc (50 mL). The combined extracts were washed with water, then saturated aq. NaHCO₃, then brine,

10 then dried (Na₂SO₄), and evaporated *in vacuo* to yield Compound **7g** as a dark red-orange solid (388 mg). ES-MS *m/z* 505 (MH⁺). Ms₂O (440 mg, 2.5 mmol) was added to a solution of the crude Compound **7g** (255 mg) and pyridine (320 mg, 4.0 mmol) in THF (14 mL). The reaction was stirred at 50 °C for 2 h and then the reaction mixture was cooled to room temperature. Then THF (10 mL) and 1.0 N aq. HCl (20 mL) were

15 added. The mixture was stirred at room temperature for 10 min and then extracted with EtOAc (120 mL). The organic phase was washed with 1.0 N aq. HCl (20 mL), then water, then brine, then dried (Na₂SO₄), and evaporated *in vacuo* to give Compound **7h** as a dark red-orange solid (386 mg). ES-MS *m/z* 661 (MH⁺). A solution of the crude Compound **7h** (76 mg) N,N-diisopropylethylamine (259 mg, 2.0 mmol) and MeNH₂

20 Compound **7i** (2.0 M in THF, 0.90 mL, 1.8 mmol) in THF (10 mL) in a pressure tube was stirred at 90 °C for 22 h. The volatiles were removed under *vacuo* and the residue was separated by flash column chromatography (CH₂Cl₂/MeOH/NH₄OH, 88:12:0.5) to give the desired product Compound **16** as a red-orange solid (20 mg, 40% overall yield from Compound **7f**). ¹HNMR (CD₃OD) δ 7.66 (s, 1H), 7.61-7.32 (m, 5H), 7.23-7.20

25 (m, 1H), 7.07-7.00 (m, 2H), 4.51 (t, J = 5.5 Hz, 2H), 4.22 (t, J = 4.6 Hz, 2H), 3.64-3.59 (m, 4H), 3.34 (t, J = 5.1 Hz, 2H), 3.09 (t, J = 5.1 Hz, 2H), 2.43 (t, J = 5.1 Hz, 2H), 2.23 (t, J = 5.0 Hz, 2H), 2.17 (s, 3H); ES-MS *m/z* 500 (MH⁺).

Preparation of Cpd 17

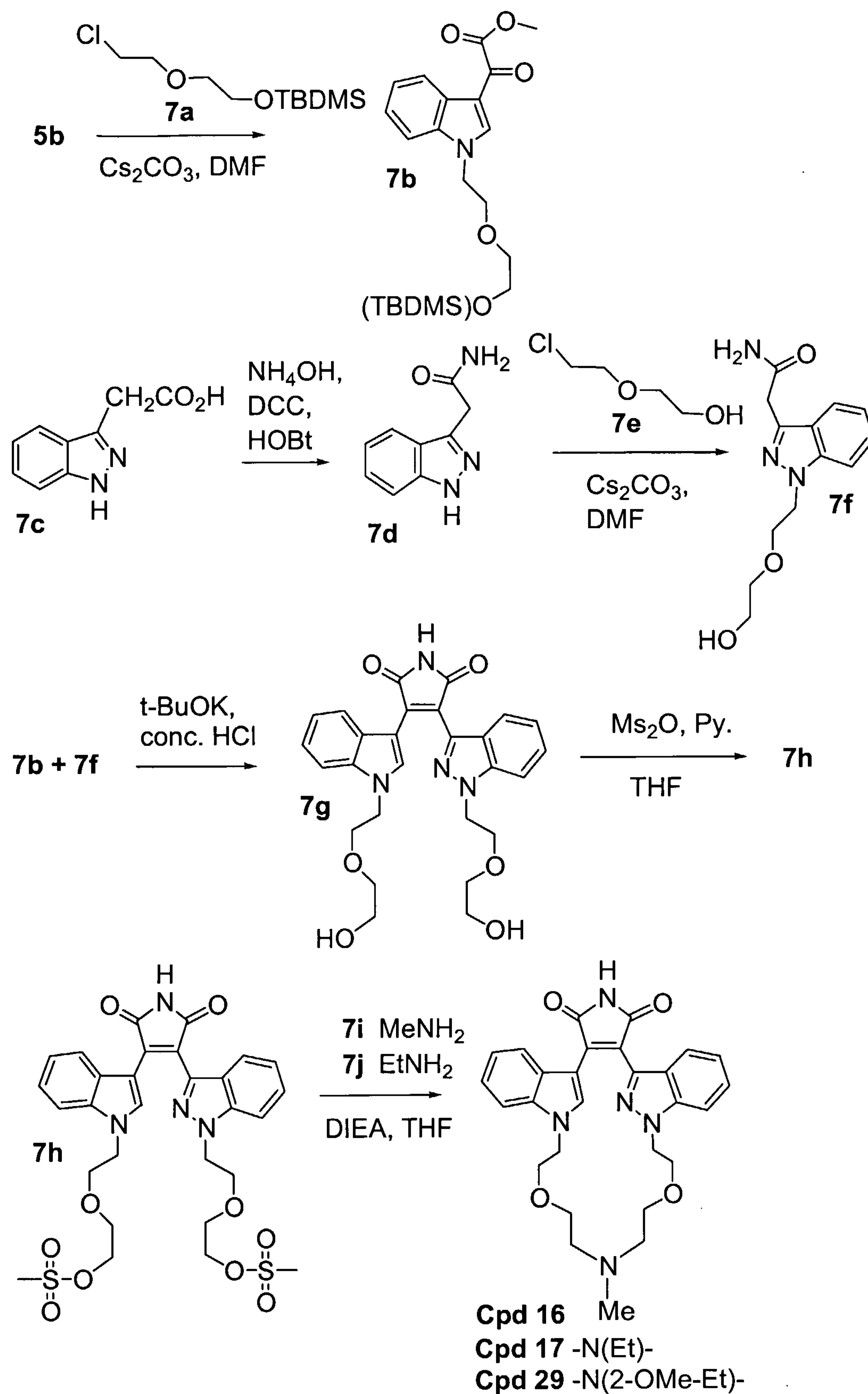
30 Using the procedure for the preparation of Compound **16** and the appropriate reagents and starting materials known to those skilled in the art, Compound **17** was prepared: ¹HNMR (CD₃OD) δ 7.88 (s, 1H), 7.64 (d, J = 8.5 Hz, 1H), 7.57 (d, J = 8.2 Hz, 1H), 7.47 (m, 2H), 7.20-7.13 (m, 2H), 6.86-6.77 (m, 2H), 4.53 (t, J = 4.8 Hz, 2H), 4.36 (t, J

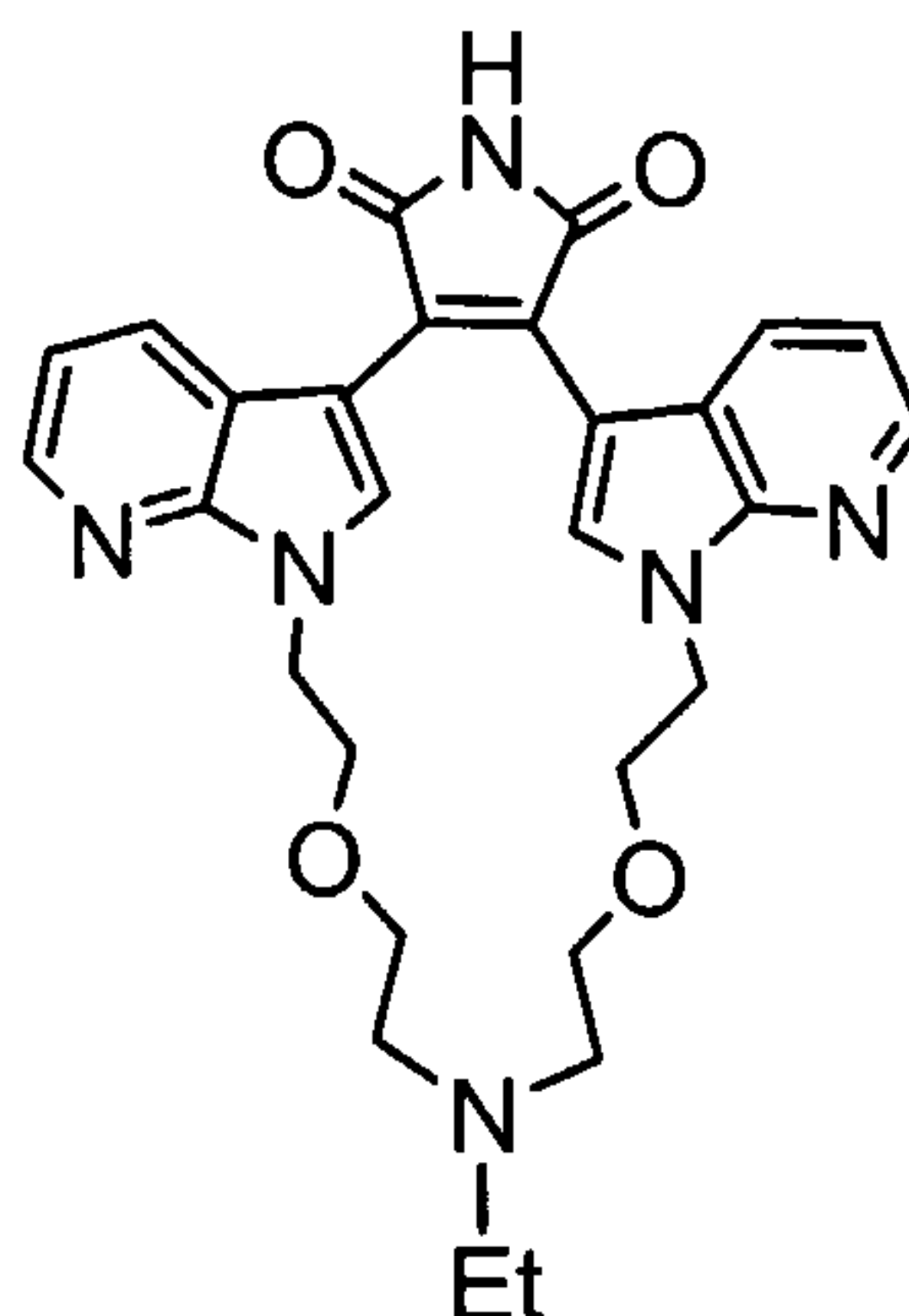
= 4.7 Hz, 2H), 3.75 (t, J = 4.7, 5.0 Hz, 2H), 3.62 (t, J = 4.8 Hz, 2H), 3.34 (m, 2H), 3.17 (t, J = 5.0 Hz, 2H), 2.77 (m, 4H), 2.63 (t, J = 5.0 Hz, 2H), 1.08 (t, J = 7.2 Hz, 3H); ES-MS m/z 514 (MH^+).

5 *Preparation of Cpd 29*

Using the procedure for the preparation of Compound 16 and the appropriate reagents and starting materials known to those skilled in the art, Compound 29 was prepared:

1H NMR (CD_3OD) (free base) δ 7.86 (s, 1H), 7.55 (d, J = 8.2 Hz, 1H), 7.45-7.37 (m, 3H), 7.19 (t, J = 6.8, 8.2 Hz, 1H), 7.11 (t, J = 6.6, 7.9 Hz, 1H), 6.97-6.91 (m, 2H), 4.46 (t, J = 5.0 Hz, 2H), 4.25 (m, 2H), 3.68-3.31 (m, 10H), 3.27 (s, 3H), 2.95 (m, 2H), 2.77 (m, 2H), 2.68 (m, 2H); ES-MS m/z 544 (MH^+).

Example 8



Compound 18

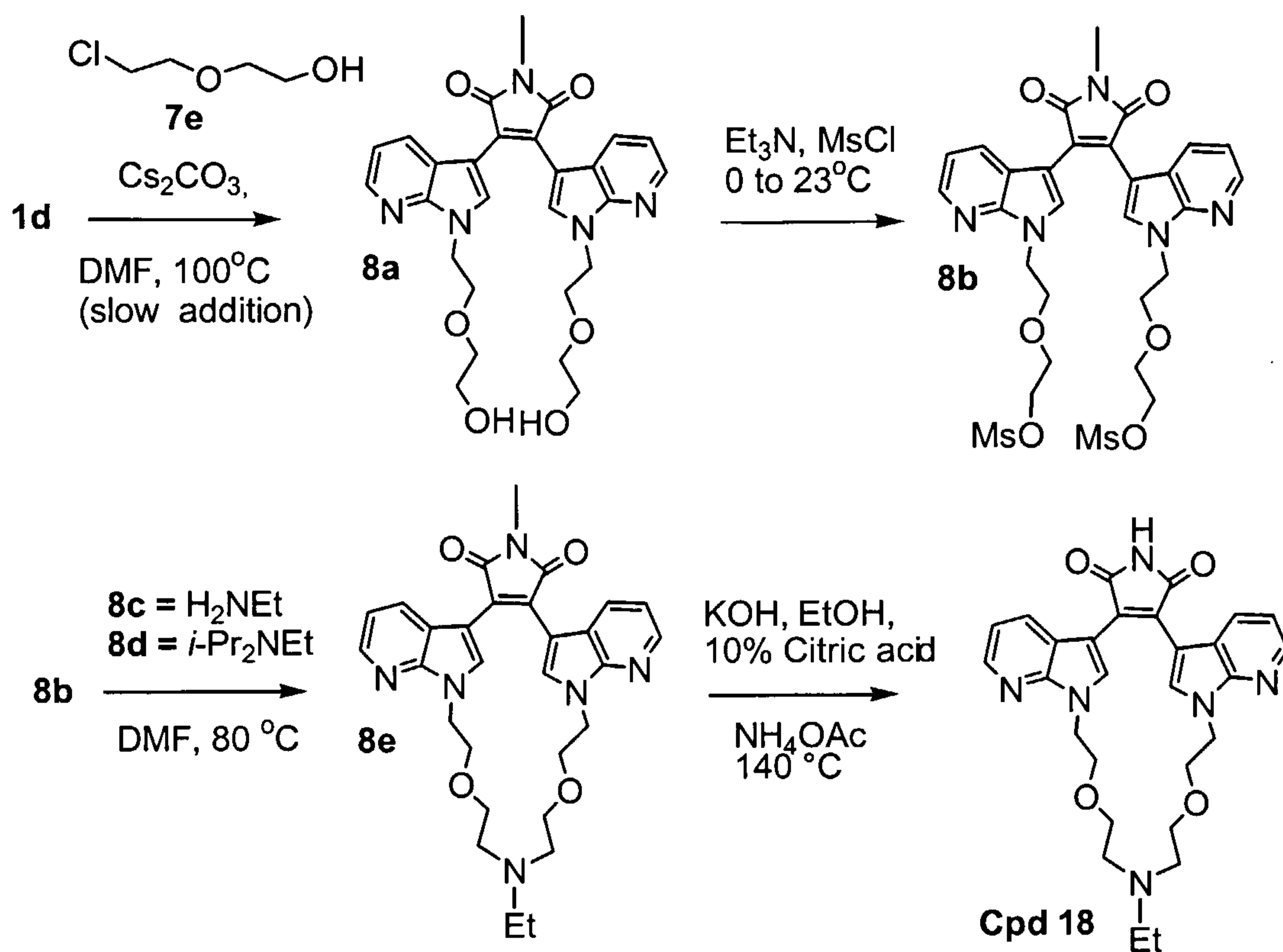
11-ethyl-6,7,10,11,12,13,15,16-octahydro-23*H*-5,26:17,22-dimetheno-5*H*,9*H*-dipyrido[2,3-*k*:3',2'-*q*]pyrrolo[3,4-*n*][1,7,4,10,19]dioxatriazacycloheneicosine-23,25(24*H*)-dione (Compound 18)

2-(2-chloroethoxy)ethanol Compound 7f (0.35 mL, 3.30 mmol) was added to a mixture of Compound 1d (133 mg, 85% pure, 0.33 mmol) and Cs₂CO₃ (1.07g, 3.30 mmol) in DMF (1.5 mL). The mixture was stirred at 100 °C for 2.5 h, cooled to 20 °C, diluted with EtOAc and filtered through Celite. The solvents were removed under reduced pressure, and the desired diol Compound 8a was isolated (87 mg, 51%) by column chromatography (eluting with MeOH/CH₂Cl₂) as an orange solid: ¹H NMR (300 MHz, CD₃OD) δ 8.19 (d, *J* = 4.3 Hz, 2H), 8.01 (s, 2H), 7.18 (d, *J* = 7.7 Hz, 2H), 6.72 (dd, *J* = 8.0, 4.7 Hz, 2H), 4.56 (t, *J* = 4.8 Hz, 4H), 3.83 (t, *J* = 4.8 Hz, 4H), 3.67 (t, *J* = 4.4 Hz, 4H), 3.53 (t, *J* = 3.8 Hz, 4H), 3.18 (s, 3H); MS (ES) *m/z* 520 (M+H⁺). Triethylamine (0.47 mL, 3.35 mmol) and MsCl (0.13 mL, 1.67 mmol) were added to a solution of the diol Compound 8a (87 mg, 0.167 mmol) in CH₂Cl₂ (1.5 mL) at 0 °C. After stirring at 20 °C for 15 min, the mixture was quenched with water (0.5 mL) and then diluted with CH₂Cl₂ (5 mL). After the layers were separated, the aqueous phase was extracted with CH₂Cl₂ (3 x 5 mL) and the organic layers were combined, dried (Na₂SO₄) and concentrated. Purification with column chromatography (eluting with MeOH/CH₂Cl₂) gave the bismesylate Compound 8b (113 mg, 100%) as an orange solid: ¹H NMR (400 MHz, CDCl₃) δ 8.21 (dd, *J* = 4.7, 1.4 Hz, 2H), 7.94 (s, 2H), 7.23 (d, *J* = 7.7 Hz, 2H), 6.76 (m, 2H), 4.55 (t, *J* = 5.0 Hz, 4H), 4.28 (m, 4H), 3.88 (t, *J* = 5.0 Hz, 4H), 3.67 (m, 4H), 3.18 (s, 3H), 2.90 (s, 6H); MS (ES) *m/z* 698 (M+Na).

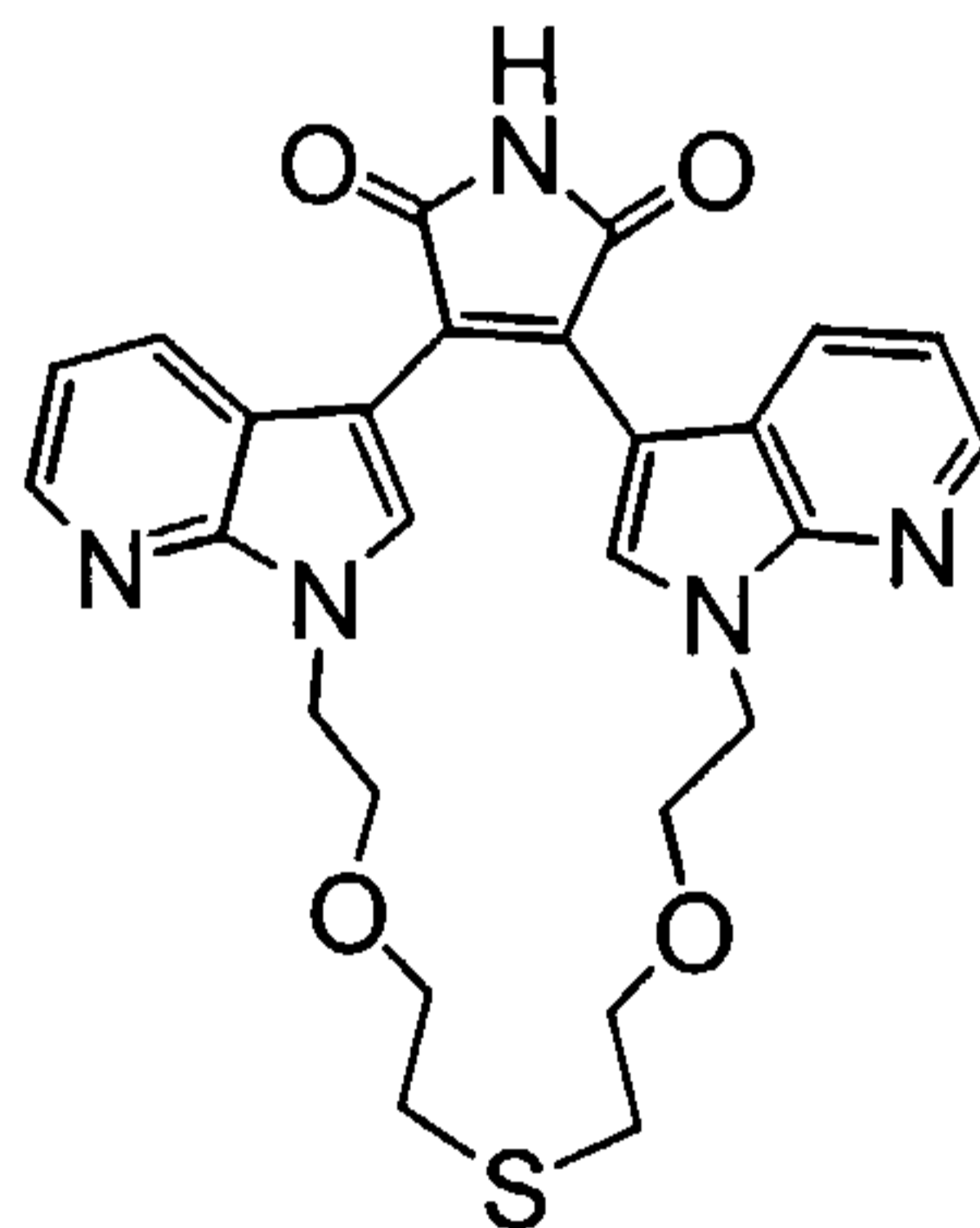
20

t-Pr₂NEt Compound 8d (0.44 mL, 2.51 mmol) and H₂NEt Compound 8c in THF (2 M, 0.84 mmol) were added to a solution of Compound 8b (113 mg, 0.167 mmol) in DMF

(17 mL). The mixture was stirred at 80 °C for 2 h and additional portions of the *i*-Pr₂NEt Compound **8d** (0.2 mL, 1.25 mmol) and H₂NEt Compound **8c** (0.42 mmol) were added. After the stirring was continued for 20 h, the mixture was cooled to 20 °C and concentrated under reduced pressure. The crude product was purified by column chromatography (eluting with MeOH/CH₂Cl₂) to give Compound **8e** (59 mg, 67%) as an orange solid: ¹H NMR (400 MHz, CD₃OD) δ 8.27 (dd, *J* = 4.7, 1.5 Hz, 2H), 7.82 (s, 2H), 7.58 (dd, *J* = 8.0, 1.5 Hz, 2H), 7.04 (dd, *J* = 8.0, 4.8 Hz, 2H), 4.47 (t, *J* = 4.8 Hz, 4H), 3.69 (t, *J* = 4.8 Hz, 4H), 3.24 (t, *J* = 5.0 Hz, 4H), 3.14 (s, 3H), 2.51 (d, *J* = 6.1 Hz, 2H), 2.42 (s, br, 4H), 0.96 (t, *J* = 7.1 Hz, 3H); MS (ES) *m/z* 529 (M+H⁺). A mixture of Compound **8e** (59 mg, 0.11 mmol), ethanol (4.2 mL) and KOH (196 mg, 3.50 mmol) was heated under reflux for 22 h. The mixture was concentrated under reduced pressure and the resulting residue was dissolved in water (10 mL) and acidified with 10% citric acid (pH 5). The mixture was stirred at 20 °C for 10 min and then concentrated. The resulting residue was mixed with ammonium acetate solids (10.0 g, 0.13 mol) and heated to 140 °C for 3 h. The mixture was then cooled to 20 °C, diluted with water, made basic with 20% aqueous NaOH to achieve a pH of 10 and extracted with EtOAc (3 x 30 mL). The combined organic extracts were washed with water and brine, then dried (Na₂SO₄) and concentrated. Purification with column chromatography (eluting with MeOH/CH₂Cl₂/NH₄OH) yielded Compound **18** (6 mg, 11%) as an orange solid: ¹H NMR (300 MHz, CD₃OD) 8.27 (dd, *J* = 4.8, 1.7 Hz, 2H), 7.80 (s, 2H), 7.58 (dd, *J* = 7.9, 1.5 Hz, 2H), 7.03 (dd, *J* = 8.0, 4.8 Hz, 2H), 4.45 (t, *J* = 4.7 Hz, 4H), 3.68 (t, *J* = 4.7 Hz, 4H), 3.23 (t, *J* = 5.0 Hz, 4H), 2.51 (q, *J* = 7.2 Hz, 2H), 2.40 (t, *J* = 5.1 Hz, 4H), 0.96 (t, *J* = 7.2 Hz, 3H); MS (ES) *m/z* 515 (M+H⁺).



Example 9

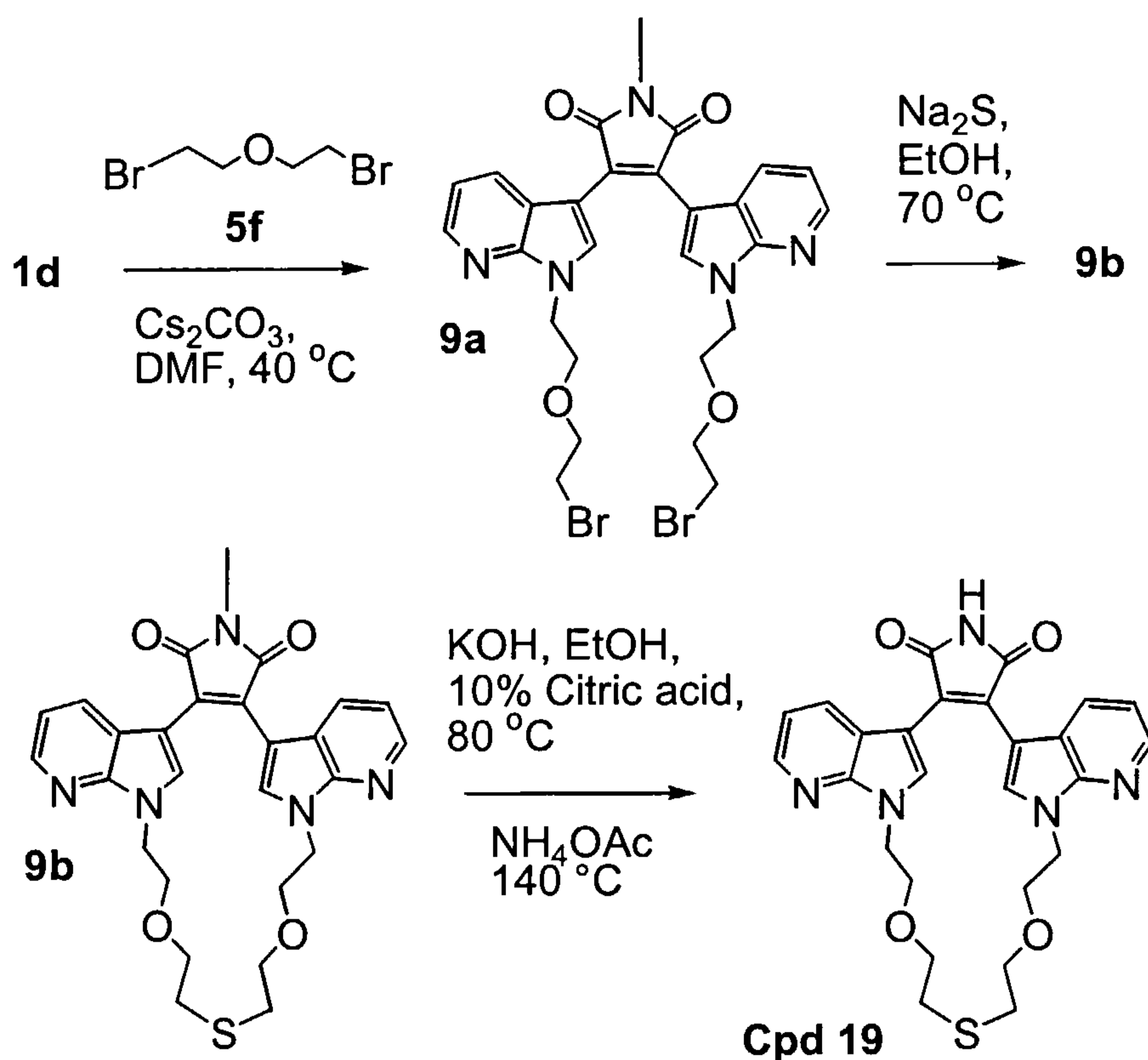
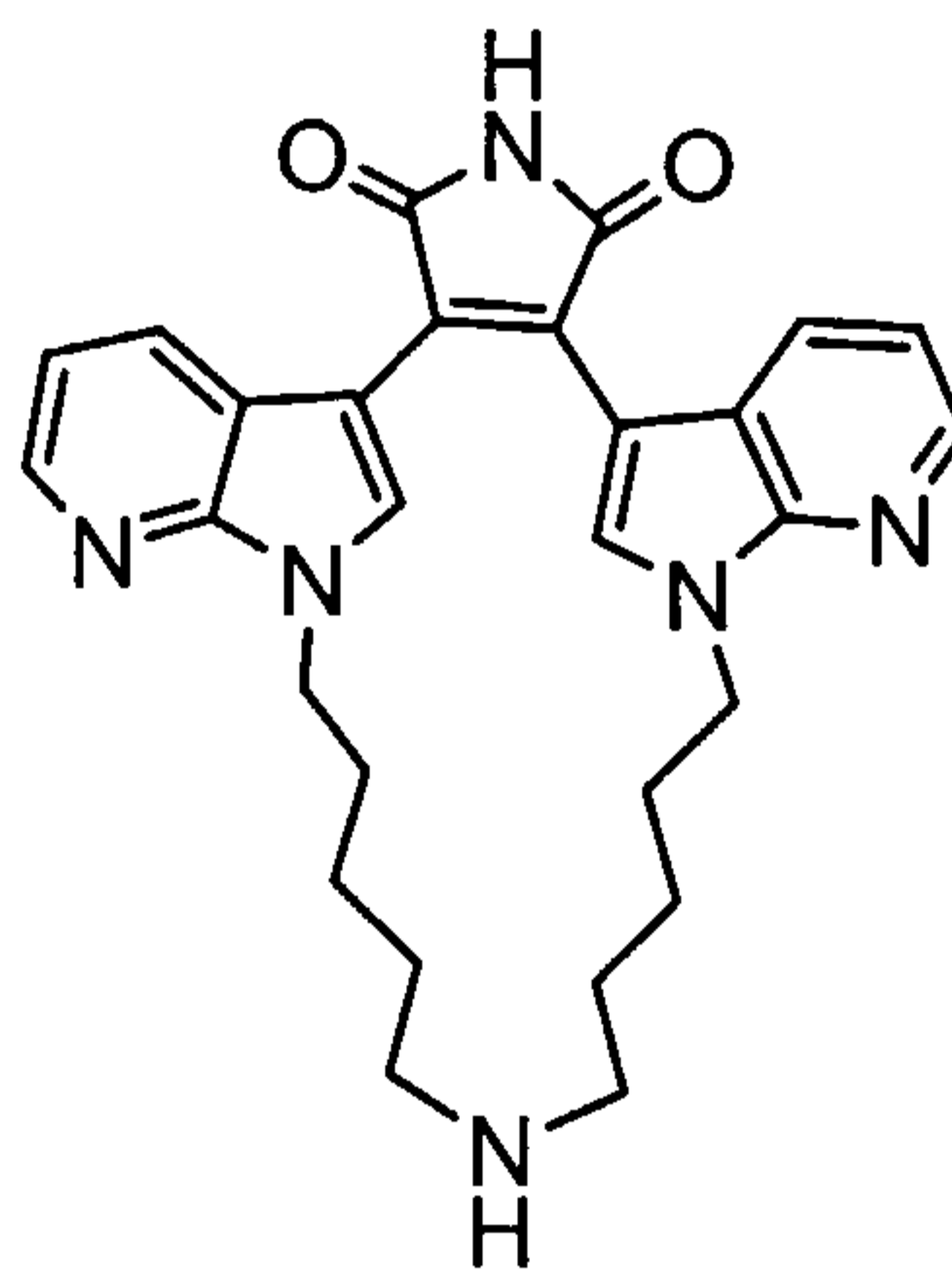


Compound 19

6,7,9,10,12,13,15,16-octahydro-23*H*-5,26:17,22-dimetheno-5*H*-dipyrido[2,3-*k*:3',2'-*q*]pyrrolo[3,4-*n*][1,7,4,10,19]dioxathiadiazacycloheneicosine-23,25(24*H*)-dione (Compound 19)

5 The 2-bromoethylether Compound 5f (0.2 mL, 1.57 mmol) was added to a mixture of Compound 1d (54 mg, 0.16 mmol), Cs₂CO₃ (205 mg, 0.63 mmol) and DMF (5.0 mL). After heating at 40 °C for 1.5 h, the mixture was stirred at 20 °C for 12 h, then filtered through Celite and diluted with EtOAc. The organic layer was washed with water (3 x 5 mL), dried (Na₂SO₄) and concentrated. Purification by column chromatography (eluting with EtOAc/Hexane) provided Compound 9a as an orange solid (37 mg, 44%):

¹H NMR (300 MHz, CD₃OD) δ 8.13 (dd, *J* = 4.7, 1.4 Hz, 2H), 8.06 (s, 2H), 7.20 (dd, *J* = 8.0, 1.4 Hz, 2H), 6.74 (dd, *J* = 8.0, 4.8 Hz, 2H), 4.53 (t, *J* = 5.0 Hz, 4H), 3.87 (t, *J* = 5.0 Hz, 4H), 3.71 (t, *J* = 5.8 Hz, 4H), 3.42 (t, *J* = 6.0 Hz, 4H), 3.14 (s, 3H); MS (ES) *m/z* 646 (M+H⁺). A mixture of the dibromide Compound **9a** (37 mg, 0.057 mmol),
5 anhydrous EtOH (240 mL) and sodium disulfide nonahydrate (14 mg, 0.057 mmol) was heated under reflux for 66 h. After removing the solvent, the residue was taken up in EtOAc. The organic layer was washed with 5% aqueous NaOH (3 x 5 mL), dried (Na₂SO₄) and concentrated. The residue was purified by column chromatography (eluting with Acetone/CH₂Cl₂), providing a mixture of Compound **9a** (12 mg) and
10 Compound **9b** (12 mg, 60%) as an orange solid: ¹H NMR (300 MHz, CD₃OD) δ 8.27 (dd, *J* = 4.8, 1.5 Hz, 2H), 7.84 (s, 2H), 7.53 (dd, *J* = 4.8, 1.5 Hz, 2H), 7.03 (dd, *J* = 8.0, 4.7 Hz, 2H), 4.45 (t, *J* = 4.7 Hz, 4H), 3.70 (t, *J* = 4.7 Hz, 4H), 3.35 (t, *J* = 5.6 Hz, 4H), 3.14 (s, 3H), 2.34 (t, *J* = 5.5 Hz, 4H); MS (ES) *m/z* 518 (M+H⁺). A mixture of
15 Compound **9b** (12 mg, 0.023 mmol), ethanol (2.0 mL) and KOH (188 mg, 3.30 mmol) was heated under reflux for 18 h. The mixture was concentrated under reduced pressure and the resulting residue was dissolved in water (3.0 mL) and acidified with 10% citric acid (pH 5-6). The mixture was stirred at 20 °C for 10 min and concentrated. The resulting residue was mixed with ammonium acetate solids (2.0 g, 26.0 mmol), and heated to 140 °C for 3 h. The mixture was cooled to 20 °C, diluted
20 with water (3.0 mL), made basic with 20% aqueous NaOH to achieve a pH of 10 and extracted with EtOAc (3 x 15 mL). The combined organic layers were washed with water and brine, then dried (Na₂SO₄) and concentrated. Purification with column chromatography (eluting with Acetone/CH₂Cl₂) provided Compound **9b** (6 mg, 73%)
25 as an orange solid: ¹H NMR (300 MHz, CD₃OD) δ 8.25 (dd, *J* = 4.8, 1.5 Hz, 2H), 7.82 (s, 2H), 7.52 (dd, *J* = 4.8, 1.5 Hz, 2H), 7.03 (dd, *J* = 8.0, 4.8 Hz, 2H), 4.45 (t, *J* = 4.5 Hz, 4H), 3.70 (t, *J* = 4.5 Hz, 4H), 3.35 (t, *J* = 5.5 Hz, 4H), 2.34 (t, *J* = 5.5 Hz, 4H); MS (ES) *m/z* 504 (M+H⁺).

Example 10**Compound 20**

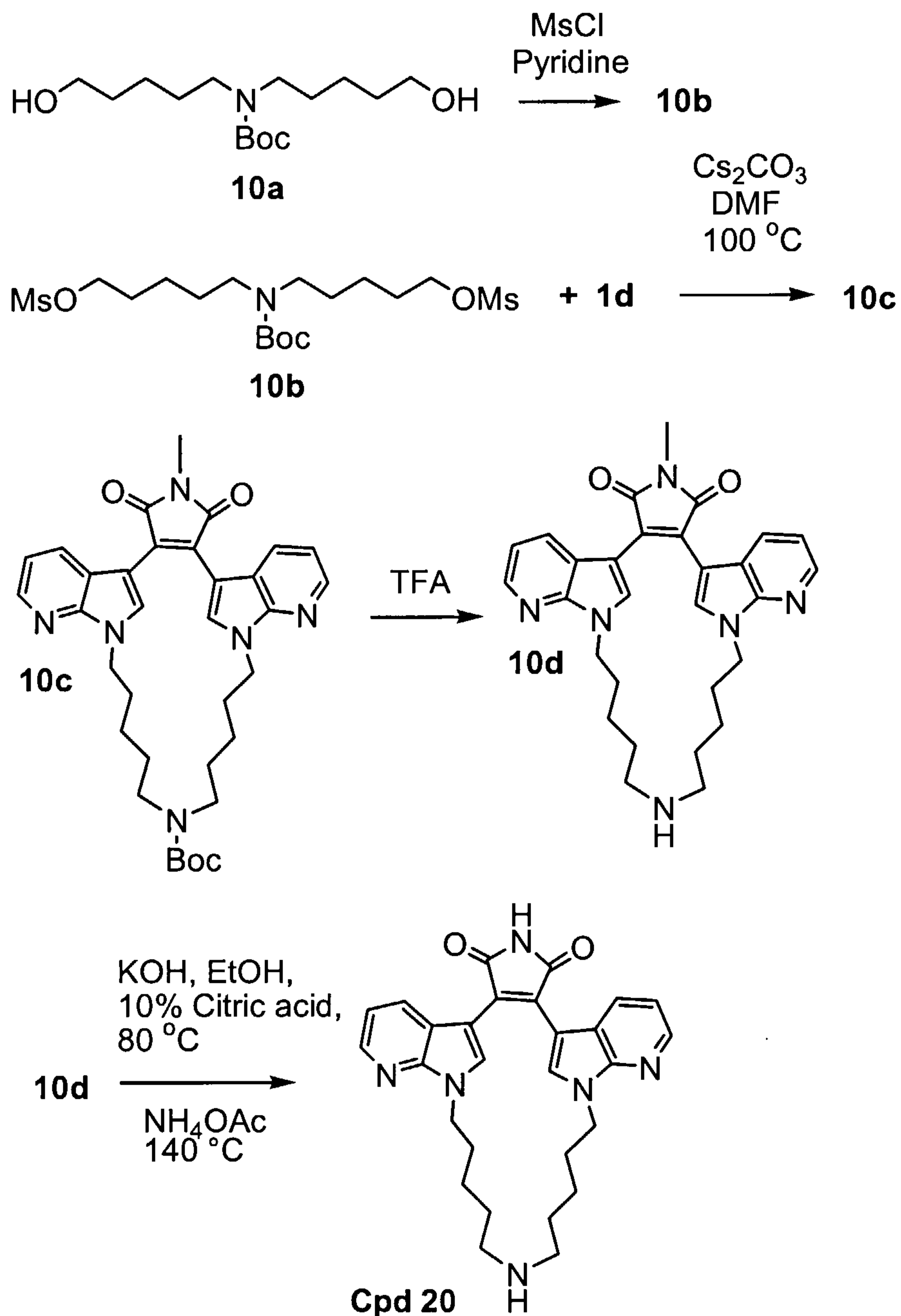
7,8,9,10,11,12,13,14,15,16-decahydro-(6*H*,23*H*-5,26:17,22-dimethenodipyrido[2,3-*n*:3',2'-*t*]pyrrolo[3,4-*q*][1,7,13]triazacycloheneicosine-23,25(24*H*)-dione (Compound 20)

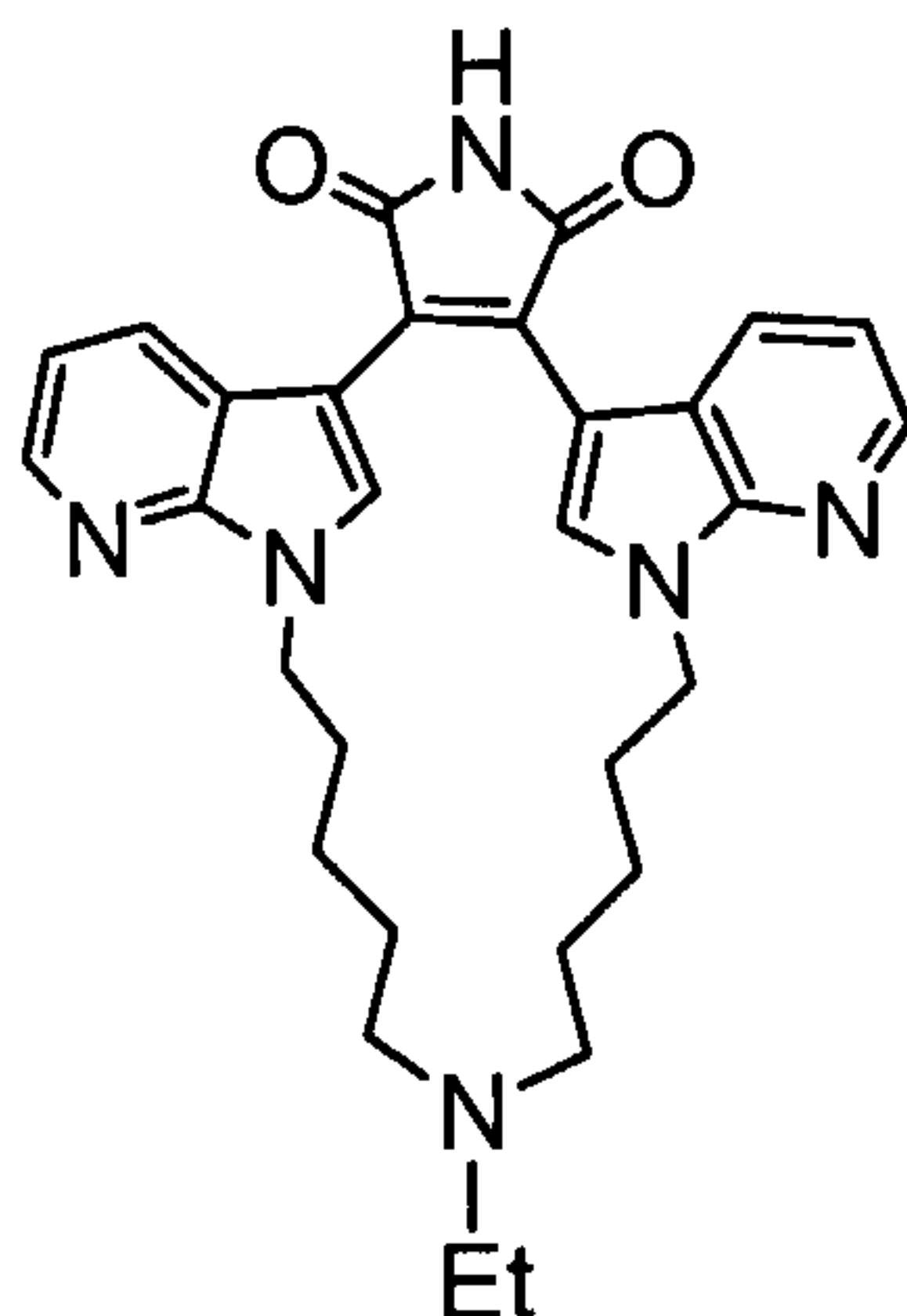
Pyridine (1.2 mL, 14.6 mmol) and MsCl (1.1 mL, 14.6 mmol) were added at 0 °C to a solution of a carbamate diol Compound 10a (1.06 g, 3.66 mmol, prepared as described in MaGee, D. I and Beck, E. J., *Can. J. Chem.*, **2000**, 78, 1060-1066) in CH₂Cl₂ (13 mL). The mixture was stirred at 20 °C for 1.5 h, diluted with diethyl ether (10 mL) and washed sequentially with cold aqueous HCl (5%), NaOH (5%), water and brine. The

organic solution was dried (MgSO_4), filtered and concentrated. Purification by column chromatography on silica gel (eluting with Hexane/EtOAc) provided Compound **10b** as a colorless oil (1.20 g, 74%): ^1H NMR (400 MHz, CDCl_3) δ 4.23 (t, $J = 6.4$ Hz, 4H), 3.16 (s, br, 4H), 3.01 (s, 6H), 1.78 (m, 4H), 1.55 (m, 4H), 1.45 (s, 9H), 1.40 (m, 4H); MS (ES) m/z 468 ($\text{M}+\text{Na}$). A mixture of Compound **1d** (50 mg, 85% pure, 0.12 mmol) and Cs_2CO_3 (190 mg, 0.58 mmol) in DMF (20 mL) was heated to 100 °C. A DMF solution (5 mL) of the bismesylate Compound **10b** (77 mg, 0.17 mmol) was added *via* syringe pump over 1.5 h. After the addition was complete, the mixture was stirred at 20 °C for 21 h, quenched with aqueous ammonium chloride (30 mL) and extracted with CH_2Cl_2 (2 x 30 mL). The organic phases were separated, combined, and washed with water (3 x 20 mL) and brine (15 mL). The crude product was then dried (Na_2SO_4), concentrated and chromatographed on silica gel column (eluting with Hexane/EtOAc) to give Compound **10c** (36 mg, 50%) as an orange solid: ^1H NMR (300 MHz, CD_3OD) δ 8.29 (dd, $J = 4.7, 1.5$ Hz, 2H), 7.66 (s, br, 2H), 7.58 (s, 2H), 7.05 (dd, $J = 8.0, 4.7$ Hz, 2H), 4.30 (t, $J = 6.5$ Hz, 4H), 3.15 (s, 3H), 2.73 (s, br, 4H), 1.75 (t, $J = 6.6$ Hz, 4H), 1.42 (s, 9H), 1.34 (m, 4H), 1.03 (m, 4H); MS (ES) m/z 597 ($\text{M}+\text{H}^+$).

TFA (0.2 mL) was added to a solution of Compound **10c** (13 mg, 0.022 mmol) in CH_2Cl_2 (1.0 mL). After the mixture was stirred at 20 °C for 1 h, solvent and excess TFA were removed under reduced pressure. Ammonium hydroxide was carefully added and the orange solids were crushed out, collected by filtration and washed with water. Compound **10d** (10 mg, 100%) was obtained after drying under vacuum: ^1H NMR (300 MHz, CD_3OD) δ 8.27 (dd, $J = 4.7, 1.4$ Hz, 2H), 7.66 (s, 2H), 7.56 (dd, $J = 8.0, 1.4$ Hz, 2H), 7.02 (dd, $J = 8.0, 4.8$ Hz, 2H), 4.33 (t, $J = 5.9$ Hz, 4H), 3.14 (s, 3H), 2.26 (t, $J = 6.5$ Hz, 4H), 1.84 (m, 4H), 1.40 (m, 4H), 0.96 (m, 4H); MS (ES) m/z 497 ($\text{M}+\text{H}^+$). A mixture of Compound **10d** (10 mg, 0.020 mmol), ethanol (2.0 mL) and KOH (198 mg, 3.53 mmol) was heated under reflux for 18 h, then cooled to 20 °C and concentrated under reduced pressure. The residue was dissolved in water (3.0 mL) and acidified with 10% citric acid (pH 4). The mixture was stirred at 20 °C for 10 min, and concentrated. The resulting residue was mixed with ammonium acetate solids (2.4 g, 31.2 mmol), and heated to 140 °C for 3 h. The mixture was cooled to 20 °C, diluted with water (3.0 mL), made basic with 20% aqueous NaOH to achieve a pH of 10 and extracted with EtOAc (3 x 25 mL). The combined organic layers were dried (Na_2SO_4)

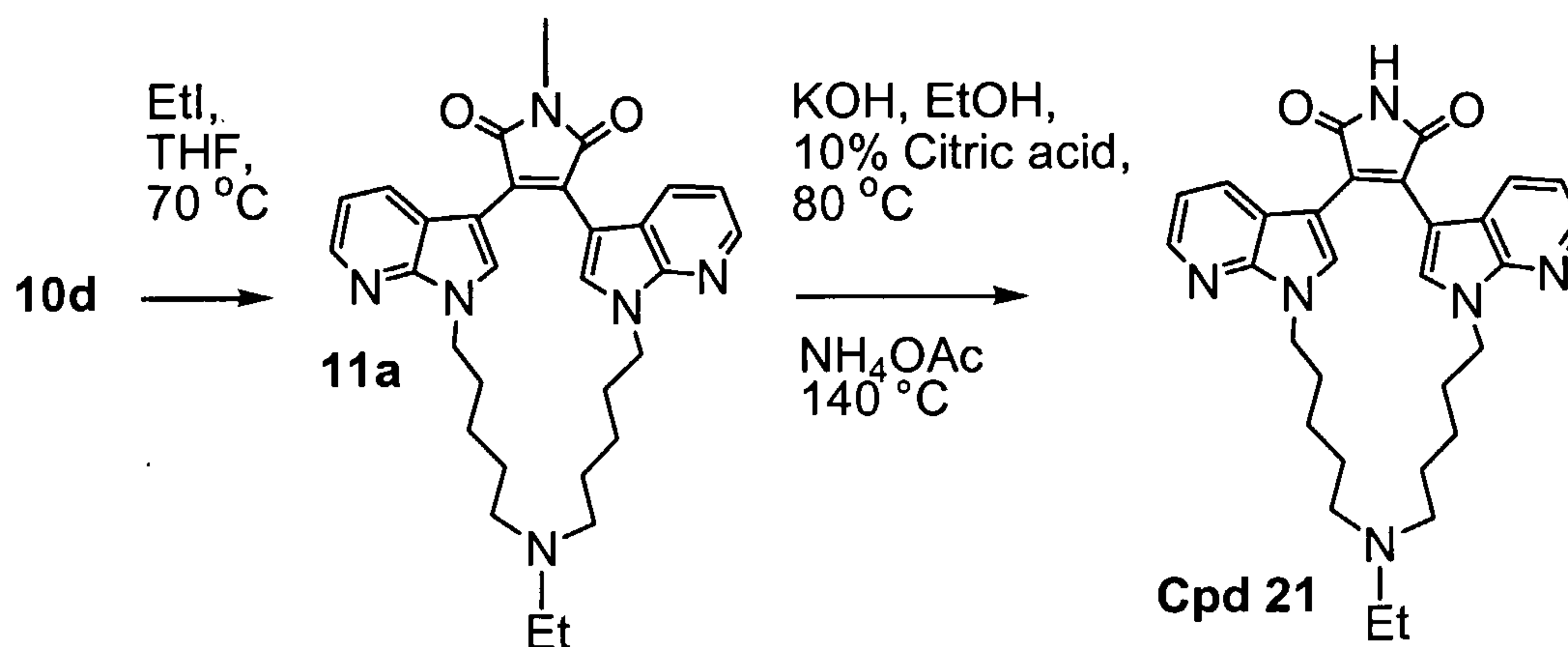
and concentrated. Purification by column chromatography (eluting with MeOH/CH₂Cl₂) gave Compound **20** (4 mg, 42%) as an orange solid: ¹H NMR (300 MHz, CD₃OD) δ 8.27 (dd, *J* = 4.7, 1.5 Hz, 2H), 7.65 (s, 2H), 7.55 (dd, *J* = 8.0, 1.5 Hz, 2H), 7.01 (dd, *J* = 8.0, 4.8 Hz, 2H), 4.32 (t, *J* = 5.9 Hz, 4H), 2.23 (t, *J* = 6.3 Hz, 4H), 1.81 (t, *J* = 5.9 Hz, 4H), 1.40 (m, 4H), 0.94 (t, *J* = 7.5 Hz, 4H); MS (ES) *m/z* 483 (M+H⁺).

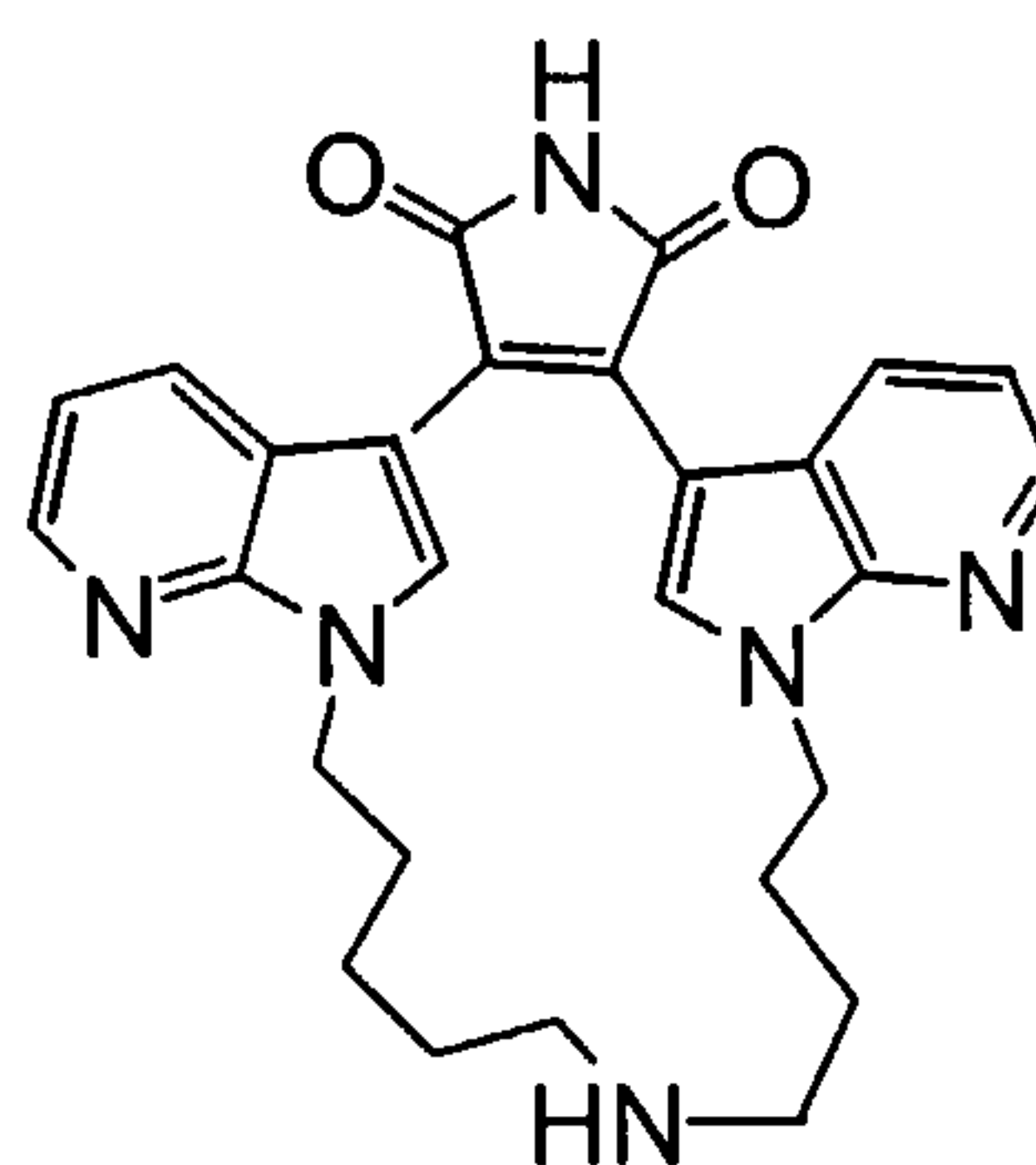


Compound **21**

11-ethyl-7,8,9,10,11,12,13,14,15,16-decahydro-6H,23H-5,26:17,22-dimethenodipyrido[2,3-*n*:3',2'-*t*]pyrrolo[3,4-*q*][1,7,13]triazacycloheneicosine-23,25(24H)-dione (Compound **21**)

A mixture of Compound **10d** (14 mg, 0.028 mmol), THF (1.0 mL) and iodoethane (4 μ L, 0.063 mmol) was heated to reflux for two days. The product was concentrated and chromatographed (eluting with MeOH/CH₂Cl₂/NH₄OH) to give Compound **11a** (12 mg, 75%) as an orange solid: ¹H NMR (400 MHz, CD₃OD) δ 8.27 (dd, *J* = 4.7, 1.6 Hz, 2H), 7.64 (s, 2H), 7.62 (dd, *J* = 8.0, 1.6 Hz, 2H), 7.03 (dd, *J* = 8.0, 4.7 Hz, 2H), 4.31 (m, 4H), 3.14 (s, 3H), 2.44 (m, 2H), 2.11 (m, 4H), 1.84 (m, 4H), 1.25 (m, 4H), 0.98 (m, 7H); MS (ES) *m/z* 525 (M+H⁺). Compound **11a** (12 mg, 0.023 mmol) was transformed into Compound **21** (6 mg, 50%) using the procedure described for obtaining Compound **20**. Compound **21** was isolated as an orange solid: ¹H NMR (400 MHz, CD₃OD) δ 8.27 (dd, *J* = 4.7, 1.4 Hz, 2H), 7.62 (s, 2H), 7.60 (dd, *J* = 7.7, 1.5 Hz, 2H), 7.03 (dd, *J* = 8.0, 4.7 Hz, 2H), 4.30 (m, 4H), 2.44 (q, *J* = 7.1 Hz, 2H), 2.11 (m, 4H), 1.83 (m, 4H), 1.26 (m, 4H), 0.98 (m, 7H); MS (ES) *m/z* 511 (M+H⁺).



Example 12Compound **22**

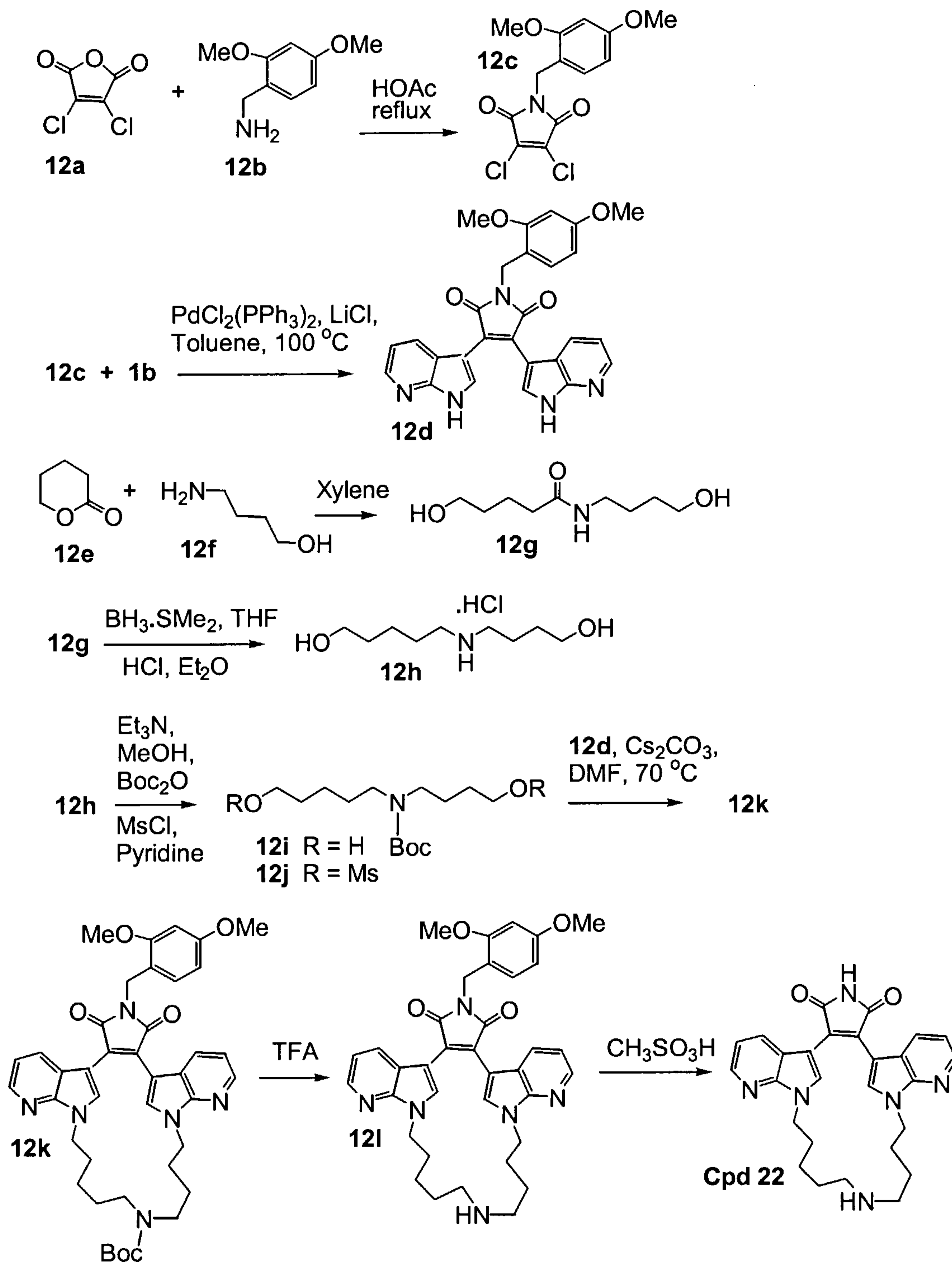
6,7,8,9,10,11,12,13,14,15-decahydro-22*H*-5,25:16,21-dimetheno-5*H*-dipyrido[2,3-*m*:3',2'-*s*]pyrrolo[3,4-*p*][1,6,12]triazacycloeicosine-22,24(23*H*)-dione (Compound **22**)

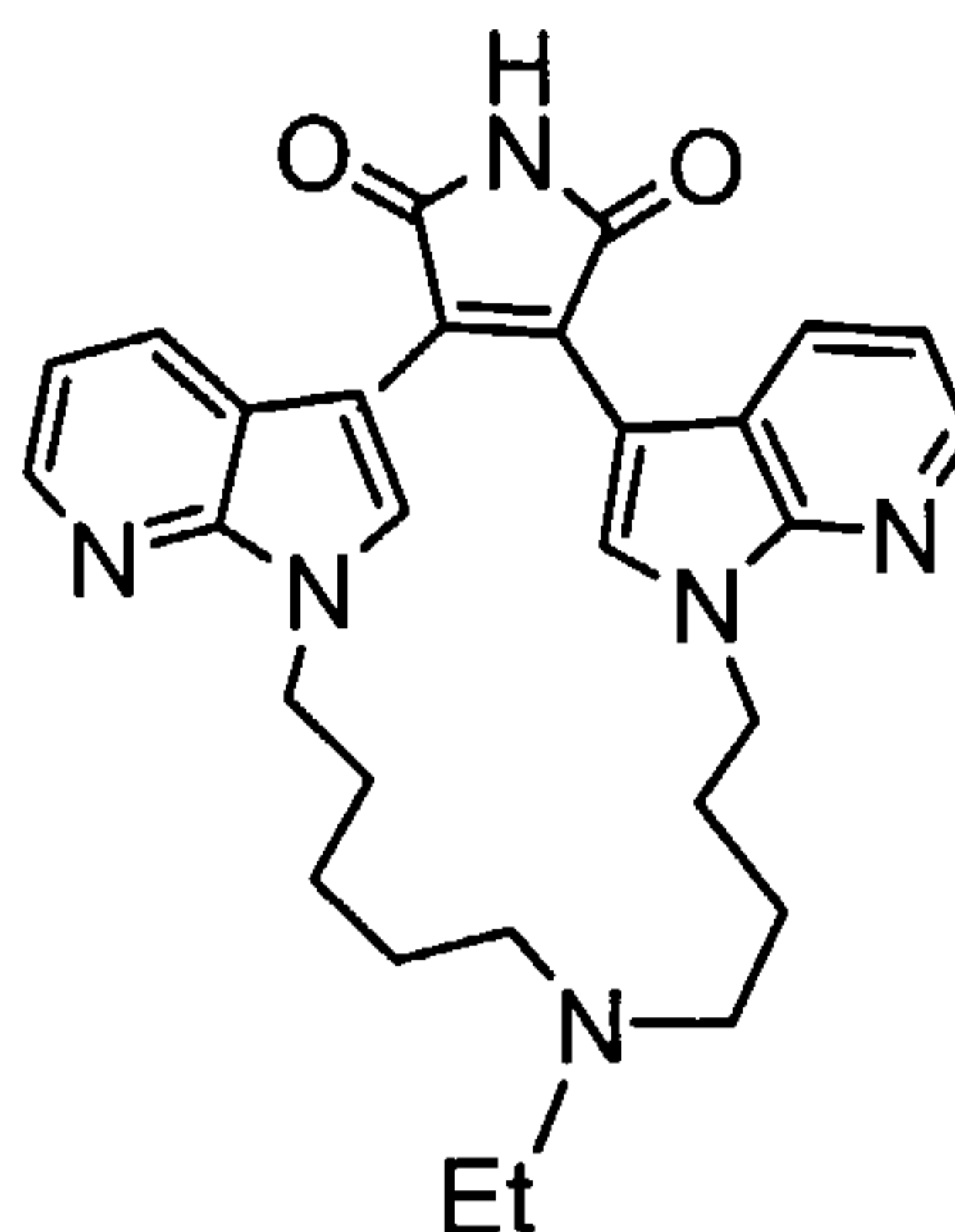
- A mixture of 2,3-dichloromaleic anhydride Compound **12a** (1.02 g, 6.10 mmol), 2,4-dimethoxybenzylamine Compound **12b** (1.02 g, 6.10 mmol) in glacial acetic acid (18 mL) was heated to 80 °C for 5 h. The mixture was cooled to 20 °C, concentrated under reduced pressure and diluted with CH₂Cl₂ (50 mL). The mixture was sequentially washed with water (15 mL) and 2 M aqueous Na₂CO₃ (15 mL), then water (15 mL) and brine (15 mL). After the combined organic phases were concentrated, the residue was filtered through a short pad of SiO₂ (eluting with CH₂Cl₂) to give Compound **12c** (1.42 g, 74%) as a light brown solid: ¹H NMR (300 MHz, CDCl₃) δ 7.20 (d, *J* = 8.7 Hz, 1H), 6.44 (d, *J* = 2.3 Hz, 1H), 6.42 (s, 1H), 4.72 (s, 2H), 3.79 (s, 3H), 3.78 (s, 3H). A mixture of Compound **1b** (500 mg, 1.31 mmol), Compound **12c** (180 mg, 0.57 mmol), PdCl₂(PPh₃)₂ (80 mg, 0.11 mmol) and LiCl (240 mg, 8.6 mmol) in toluene (9.0 mL) was heated at 100 °C for 20 h. After the solvent was removed under reduced pressure, the residue was dry-loaded on silica gel (eluting with EtOAc/Hexane) to give Compound **12d** (160 mg, 58%) as an orange red solid: ¹H NMR (300 MHz, DMSO-*d*₆) δ 12.30 (s, 2H), 8.12 (d, *J* = 4.6 Hz, 2H), 7.93 (d, *J* = 2.8 Hz, 2H), 7.08 (m, 3H), 6.73 (dd, *J* = 8.0, 4.7 Hz, 2H), 6.58 (d, *J* = 2.1 Hz, 1H), 6.48 (d, *J* = 8.4 Hz, 1H), 4.68 (s, 2H), 3.82 (s, 3H), 3.74 (s, 3H); MS (ES) *m/z* 480 (M+H⁺).
- A mixture of δ-valerolactone Compound **12e** (1.7 mL, 18.3 mmol) and 4-amino-1-butanol Compound **12f** (1.7 mL, 18.3 mmol) in *m*-xylene (50 mL) was heated to 120 °C for 20 h. The mixture was cooled to 20 °C and the lower layer was separated from the upper xylene layer and concentrated under reduced pressure to give a crude product Compound **12g** (3.50 g, 99%). A solution of the crude Compound **12g**

(1.91 g, 10.1 mmol) in THF (50 mL) was heated to reflux. A borane dimethylsulfide complex (2 M in THF, 40.0 mmol) was added dropwise *via* addition funnel. After the addition was complete, the mixture was refluxed for another hour, then cooled to 20 °C and quenched with MeOH (4.0 mL). Hydrogen chloride (1 M in Et₂O, 12.0 mmol) was added. The mixture was then stirred at 20 °C for 10 min and concentrated under reduced pressure to give a crude diol salt Compound **12h**. Compound **12h** was then mixed with MeOH (40 mL), Et₃N (5.7 mL, 40.4 mmol) and Boc₂O (2.7 g, 12.1 mmol). The mixture was refluxed for 3 h, then cooled to 20 °C, concentrated and taken up in CH₂Cl₂ (40 mL). The product was quickly washed with cold 1 N HCl, dried (Na₂SO₄) and concentrated. Purification by column chromatography (eluting with EtOAc) gave Compound **12i** (1.90 g, 70%) as a colorless oil: ¹H NMR (300 MHz, CDCl₃) δ 3.67 (m, 4H), 3.18 (m, 4H), 1.60 (m, 10H), 1.45 (s, 9H); MS (ES) *m/z* 298 (M+Na). A solution of Compound **12i** (1.90 g, 6.91 mmol) in CH₂Cl₂ (20 mL) was cooled in an ice bath, then pyridine (2.2 mL, 27.6 mmol) was added, followed by MsCl (2.1 mL, 27.6 mmol). The mixture was stirred at 20 °C for 1.5 h, diluted with Et₂O (15 mL) and washed with cold 5% HCl and 5% NaOH. The organic phase was dried (Na₂SO₄) and concentrated. Purification by column chromatography on silica gel (eluting with Hexane/EtOAc) gave the bismesylate Compound **12j** (2.40 g, 82%) as a colorless oil: ¹H NMR (400 MHz, CDCl₃) δ 4.24 (m, 4H), 3.19 (m, 4H), 3.01 (s, 3H), 3.00 (s, 3H), 1.75 (m, 4H), 1.64 (m, 2H), 1.56 (m, 2H), 1.45 (s, 9H), 1.41 (m, 2H); MS (ES) *m/z* 454 (M+Na).

A mixture of Compound **12d** (38 mg, 0.079 mmol) and Cs₂CO₃ (300 mg, 0.92 mmol) in DMF (12 mL) was heated to 70 °C. A DMF solution (2 mL) of the bismesylate Compound **12j** (60 mg, 0.14 mmol) was added *via* syringe pump over 1 h. After the addition was complete, the mixture was stirred at 70 °C for 22 h, cooled to 20 °C, quenched with saturated aqueous ammonium chloride (30 mL) and diluted with EtOAc (50 mL). The organic phase was separated, washed with water (3 x 20 mL) and brine (15 mL). The crude product was then dried (Na₂SO₄), concentrated and chromatographed on a silica gel column (eluting with Hexane/EtOAc) to give Compound **12k** (27 mg, 48%) as an orange solid: ¹H NMR (400 MHz, CDCl₃) δ 8.40 (dd, *J* = 4.8, 1.5 Hz, 2H), 8.29 (m, 2H), 7.78 (s, 1H), 7.18 (dd, *J* = 8.0, 4.7 Hz, 2H), 7.10 (s, 1H), 6.85 (m, 1H), 6.46 (s, 1H), 6.43 (d, *J* = 2.4 Hz, 1H), 4.85 (s, 2H), 4.44 (m, 2H), 4.14 (m, 2H), 3.86 (s, 3H), 3.78 (s, 3H), 3.18 (m, 2H), 2.90 (m, 2H), 2.56 (m, 2H),

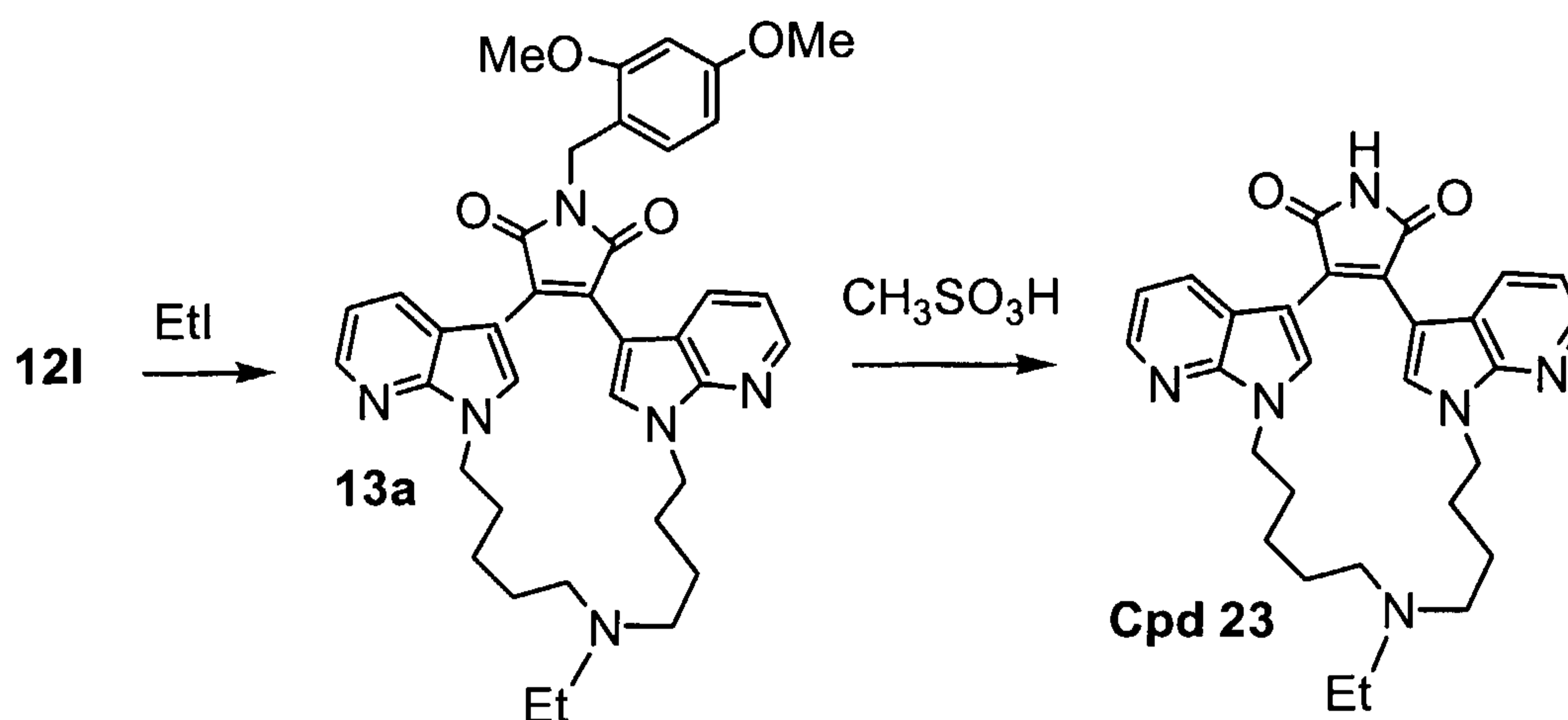
1.90 (m, 2H), 1.64 (m, 2H), 1.39 (s, 9H), 1.13 (m, 2H), 0.74 (m, 2H); MS (ES) m/z 719 ($M+H^+$). TFA (1.0 mL) was added to a solution of Compound **12k** (27 mg, 0.037 mmol) in CH_2Cl_2 (2 mL). The mixture was stirred at 20 °C for 30 min. Ammonium hydroxide was carefully added to adjust the pH of the mixture to 10. After extraction
5 with EtOAc (3 x 10 mL), the organic layers were combined, washed with water (10 mL) and brine (5 mL), then dried (Na_2SO_4) and concentrated to give Compound **12l** (22 mg, 100%) as an orange solid: 1H NMR (300 MHz, CD_3OD) δ 8.27 (m, 2H), 7.77 (d, J = 8.0 Hz, 1H), 7.68 (d, J = 8.0 Hz, 1H), 7.61 (s, 1H), 7.52 (s, 1H), 7.13 (d, J = 8.3 Hz, 1H), 7.07 (m, 2H), 6.53 (s, 1H), 6.45 (d, J = 8.5 Hz, 1H), 4.77 (s, 2H), 4.26 (m, 4H),
10 3.84 (s, 3H), 3.83 (s, 3H), 2.44 (t, J = 7.1 Hz, 2H), 2.15 (t, J = 6.8 Hz, 2H), 1.78 (m, 4H), 1.31 (m, 2H), 1.20 (m, 2H), 1.01 (m, 2H); MS (ES) m/z 619 ($M+H^+$).
Methanesulfonic acid (0.5 mL) was added to a solution of the Compound **12l** (5 mg, 0.008 mmol) in CH_2Cl_2 (1.0 mL). The mixture was stirred at 20 °C for 6 h, then ammonium hydroxide was carefully added to make the mixture basic. The mixture was
15 extracted with EtOAc (2 x 10 mL) and the organic layers were combined, washed with water (5 mL) and brine (5 mL), then dried (Na_2SO_4) and concentrated. The product was purified by column chromatography on silica gel (eluting with
MeOH/ CH_2Cl_2 / NH_4OH) to give Compound **22** (5 mg, 100%) as an orange solid: 1H NMR (300 MHz, $CDCl_3$) δ 8.35 (m, 2H), 7.96 (d, J = 7.9 Hz, 1H), 7.55 (s, 1H), 7.53
20 (d, J = 8.1 Hz, 1H), 7.42 (s, 1H), 7.09 (dd, J = 8.0, 4.7 Hz, 1H), 6.97 (dd, J = 8.0, 4.7 Hz, 1H), 4.33 (t, J = 6.0 Hz, 2H), 4.22 (t, J = 6.6 Hz, 2H), 2.45 (t, J = 6.4 Hz, 2H), 2.32 (t, J = 6.3 Hz, 2H), 1.87 (m, 2H), 1.73 (m, 2H), 1.35 (m, 2H), 1.25 (m, 2H), 1.13 (m, 2H); MS (ES) m/z 469 ($M+H^+$).

Example 13

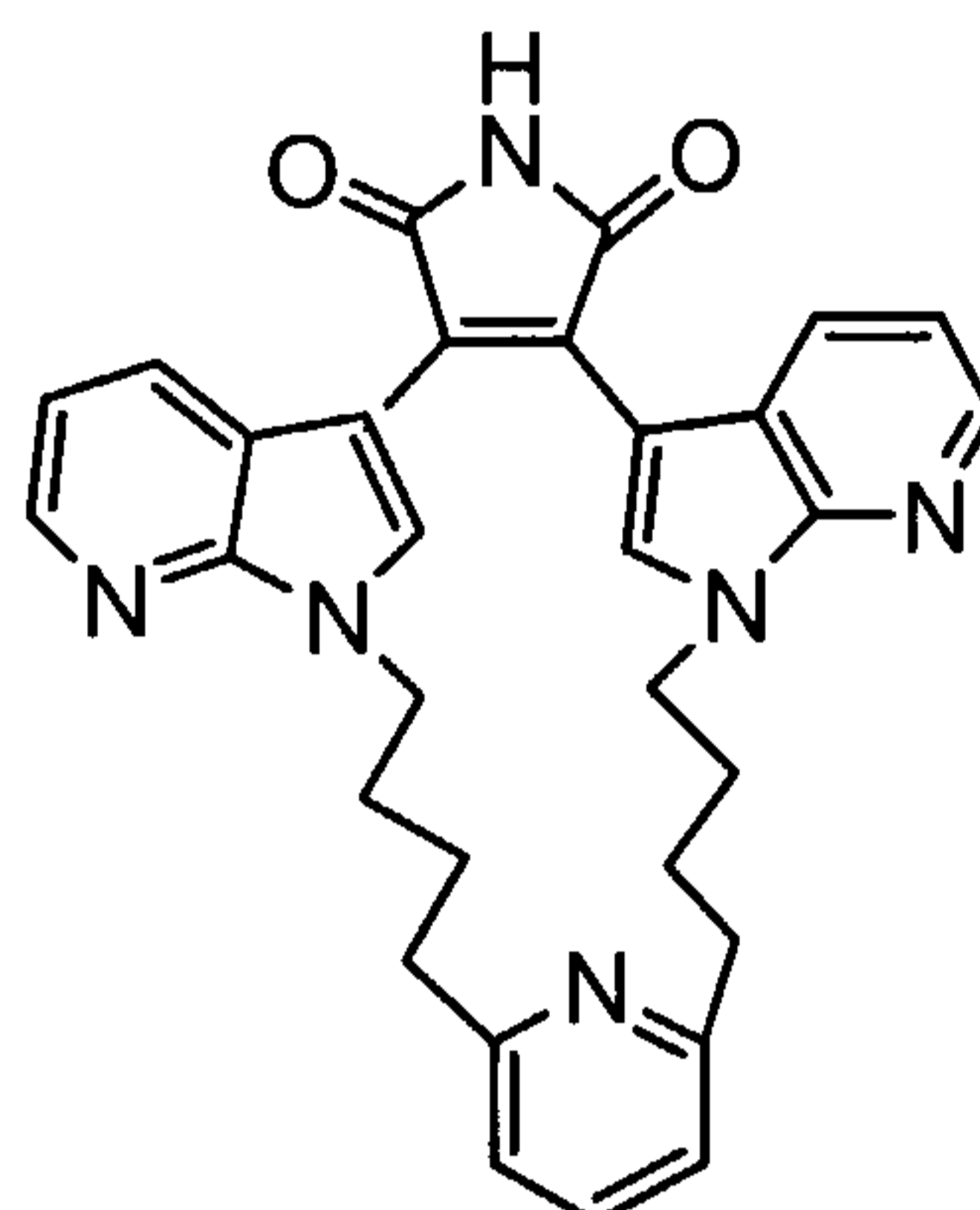
Compound **23**

10-ethyl-6,7,8,9,10,11,12,13,14,15-decahydro-22*H*-5,25:16,21-dimetheno-5*H*-dipyrido[2,3-*m*:3',2'-*s*]pyrrolo[3,4-*p*][1,6,12]triazacycloeicosine-22,24(23*H*)-dione (Compound **23**)

A mixture of Compound **12i** (17 mg, 0.027 mmol), THF (0.8 mL) and iodoethane (5 μ L, 0.062 mmol) was refluxed for two days, then cooled and concentrated under reduced pressure. The product was purified by column chromatography (eluting with MeOH/CH₂Cl₂) to give Compound **13a** (6 mg, 35%) as an orange solid: ¹H NMR (400 MHz, CD₃OD) δ 8.32 (dd, *J* = 4.7, 1.5 Hz, 1H), 8.25 (m, 2H), 7.85 (s, 1H), 7.32 (s, 1H), 7.27 (d, *J* = 7.8 Hz, 1H), 7.22 (dd, *J* = 8.0, 4.8 Hz, 1H), 7.14 (d, *J* = 8.4 Hz, 1H), 6.93 (dd, *J* = 8.0, 4.8 Hz, 1H), 6.54 (d, *J* = 2.3 Hz, 1H), 6.46 (dd, *J* = 8.4, 2.3 Hz, 1H), 4.79 (s, 2H), 4.45 (m, 2H), 4.15 (m, 2H), 3.84 (s, 3H), 3.77 (s, 3H), 2.83 (m, 4H), 2.27 (m, 2H), 1.99 (m, 2H), 1.65 (t, *J* = 6.4 Hz, 2H), 1.27 (m, 4H), 1.15 (m, 2H), 0.88 (t, *J* = 7.3 Hz, 3H); MS (ES) *m/z* 647 (M+H⁺). Methanesulfonic acid (0.2 mL) was added to a solution of Compound **13a** (6 mg, 0.009 mmol) in CH₂Cl₂ (1.0 mL). After the mixture was stirred at 20 °C for 2 h, ammonium hydroxide was carefully added to make the mixture basic. The mixture was then extracted with EtOAc (2 x 10 mL) and the organic layers were combined, washed with water (5 mL) and brine (5 mL), then dried (Na₂SO₄) and concentrated. The product was purified by column chromatography on silica gel (eluting with MeOH/CH₂Cl₂/NH₄OH) to give Compound **23** (4 mg, 90%) as an orange solid: ¹H NMR (300 MHz, CDCl₃) δ 8.35 (m, 2H), 7.90 (m, 1H), 7.71 (m, 1H), 7.54 (s, 1H), 7.35 (s, 1H), 7.07 (dd, *J* = 7.8, 4.9 Hz, 1H), 7.00 (dd, *J* = 7.3, 4.7 Hz, 1H), 4.24 (m, 4H), 2.37 (m, 2H), 2.30 (m, 2H), 2.04 (m, 2H), 1.73 (t, *J* = 6.2 Hz, 4H), 1.24 (m, 4H), 0.95-1.02 (m, 5H); MS (ES) *m/z* 497 (M+H⁺).



Example 14



Compound 24

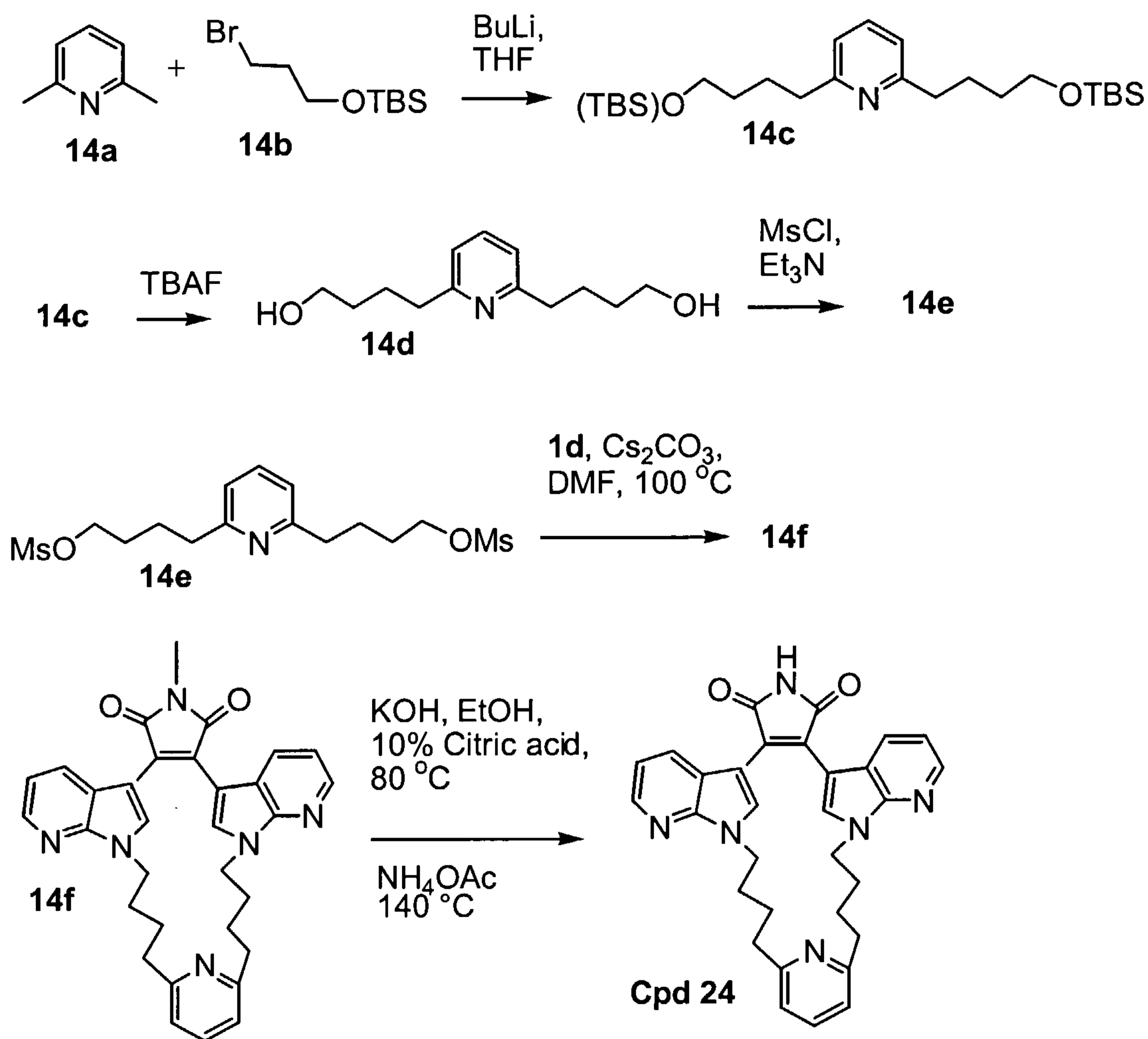
7,8,9,15,16,17,18-heptahydro-6*H*,25*H*-5,28:19,24-dimetheno-10,14-nitrilodipyrido[2,3-*b*:3',2'-*h*]pyrrolo[3,4-*e*][1,10]diazacyclotricosine-25,27(26*H*)-dione (Compound 24)

BuLi (1.6 M in hexane, 10.3 mmol) at -78°C was added to a solution of 2,6-lutidine
 5 Compound 14a (0.5 mL, 4.30 mmol) in THF (15 mL). The deep red solution was kept stirring at -78°C for 30 min, then 3-bromo-propoxy-*tert*-butyldimethylsilane
 Compound 14b (2.4 mL, 10.3 mmol) was added. The mixture was warmed to ambient temperature for 18 h, quenched with water (2 mL) and concentrated under reduced pressure. The residue was diluted with water (15 mL) and extracted with hexane (3 x
 10 20 mL). The organic extracts were combined, dried (Na_2SO_4) and concentrated. Purification by column chromatography (eluting with hexane/EtOAc) gave Compound 14c (0.55 g, 30 %) as a colorless oil: ^1H NMR (300 MHz, CDCl_3) δ 7.45 (m, 1H), 6.91 (m, 2H), 3.59 (t, $J = 6.4$ Hz, 4H), 2.73 (m, 4H), 1.70 (m, 4H), 1.57 (m, 4H), 0.85 (s, 18H), 0.00 (s, 12H); MS (ES) m/z 452 ($\text{M}+\text{H}^+$). TBAF (1 M in THF, 2.60 mmol) was

added to a mixture of Compound **14c** (0.55 g, 1.20 mmol) in THF (3.0 mL). The mixture was stirred at 20 °C for 3 h, then concentrated under reduced pressure. Purification by chromatography on silica gel (eluting with EtOAc (containing 5% Et₃N)) gave Compound **14d** (254 mg, 95%) as a colorless oil: ¹H NMR (300 MHz, CDCl₃) δ 7.53 (t, *J* = 7.6 Hz, 1H), 6.98 (d, *J* = 7.6 Hz, 2H), 3.70 (t, *J* = 6.0 Hz, 4H), 2.83 (t, *J* = 7.4 Hz, 4H), 1.85 (m, 4H), 1.64 (m, 4H); MS (ES) *m/z* 224 (M+H⁺).
5
Triethylamine (0.95 mL, 6.84 mmol) at 0 °C was added to a solution of the diol Compound **14d** (254 mg, 1.14 mmol) in CH₂Cl₂ (4 mL), followed by MsCl (0.35 mL, 4.56 mmol). The mixture was stirred at 20 °C for 1.5 h, diluted with diethyl ether (20 mL) and washed with 5% HCl (5 mL). The layers were separated and the organic phase was discarded. The aqueous phase was diluted with CH₂Cl₂ (10 mL) and made basic with 5% NaOH (5 mL). The mixture was extracted with CH₂Cl₂ (3 x 20 mL) and the organic extracts were combined, washed with brine (10 mL), then dried (Na₂SO₄) and concentrated. Purification with chromatography (eluting with hexane/EtOAc) gave
10
Compound **14e** (162 mg, 38%) as a light brown liquid: MS (ES) *m/z* 380 (M+H⁺).
15

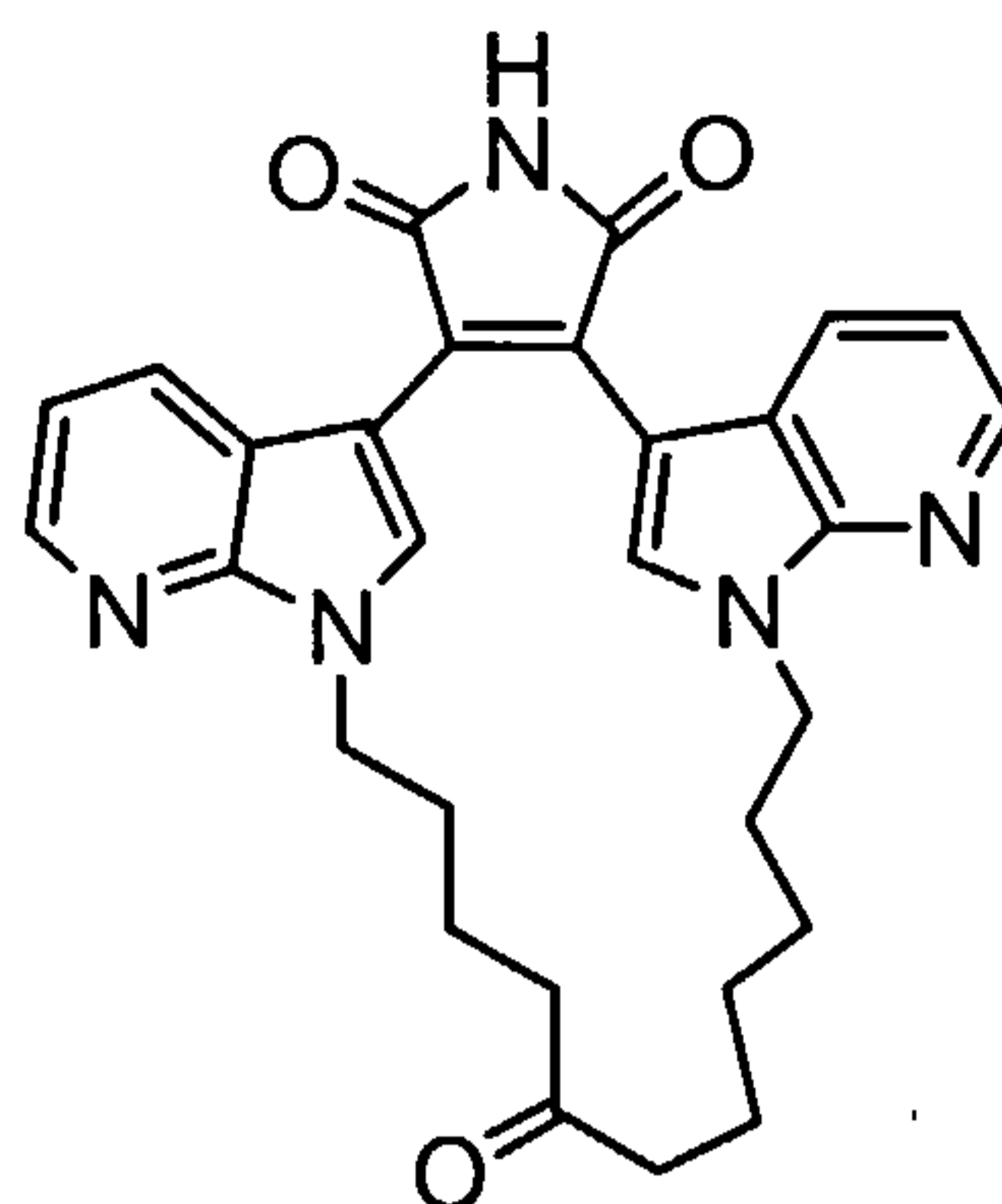
A mixture of Compound **1d** (74 mg, 0.21 mmol), Cs₂CO₃ (290 mg, 0.89 mmol) and DMF (30 mL) was heated to 100 °C. A solution of Compound **14e** (100 mg, 0.26 mmol) in DMF (7 mL) was added *via* syringe pump over 2 h. After the addition was
20
complete, the mixture was stirred at 20 °C for 18 h, then quenched with saturated ammonium chloride and extracted with ethyl acetate (3 x 50 mL). The organic extracts were combined, washed with water (3 x 30 mL) and brine (30 mL), then dried (Na₂SO₄) and concentrated. The residue was purified by column chromatography (eluting with acetone/methylene chloride) to recover Compound **14e** (21 mg) and give
25
Compound **14f** (14 mg, 22%) as an orange solid: ¹H NMR (300 MHz, CD₃OD) δ 8.14 (d, *J* = 4.6 Hz, 1H), 7.54-7.73 (m, 8H), 6.97 (m, 2H), 4.30 (t, *J* = 5.6 Hz, 4H), 3.14 (s, 3H), 2.65 (m, 4H), 1.73 (m, 4H), 1.31 (m, 4H); MS (ES) *m/z* 531 (M+H⁺). A mixture of Compound **14f** (14 mg, 0.026 mmol), KOH (360 mg, 6.43 mmol) and ethanol (3 mL) was refluxed for two days, cooled to 20 °C and then the solvent was removed
30
under reduced pressure. The residue was dissolved in water (5 mL), made acidic with 10% citric acid, stirred at 20 °C for 10 min and extracted with methylene chloride (3 x 20 mL). The organic extracts were combined, dried (Na₂SO₄) and concentrated. The residue was mixed with ammonium acetate (2.5 g), heated to 140 °C for 3 h and cooled

to 20 °C. Water (10 mL) was added, then the solution was made basic with 20% aqueous NaOH and extracted with EtOAc (3 x 20 mL). The organic extracts were combined, washed with water (20 mL) and brine (10 mL), then dried (Na₂SO₄) and concentrated. The product was purified by column chromatography (eluting with acetone/CH₂Cl₂) to give Compound **24** (4 mg, 30%) as a yellow solid: ¹H NMR (300 MHz, CDCl₃) δ 8.28 (d, *J* = 4.0 Hz, 2H), 7.68 (m, 2H), 7.43-7.54 (m, 3H), 6.99 (dd, *J* = 7.9, 4.7 Hz, 2H), 6.87 (d, *J* = 7.4 Hz, 2H), 4.28 (t, *J* = 6.2 Hz, 4H), 2.65 (m, 4H), 1.81 (m, 4H), 1.46 (m, 4H); MS (ES) *m/z* 517 (M+H⁺).



10

Example 15

Compound **25**

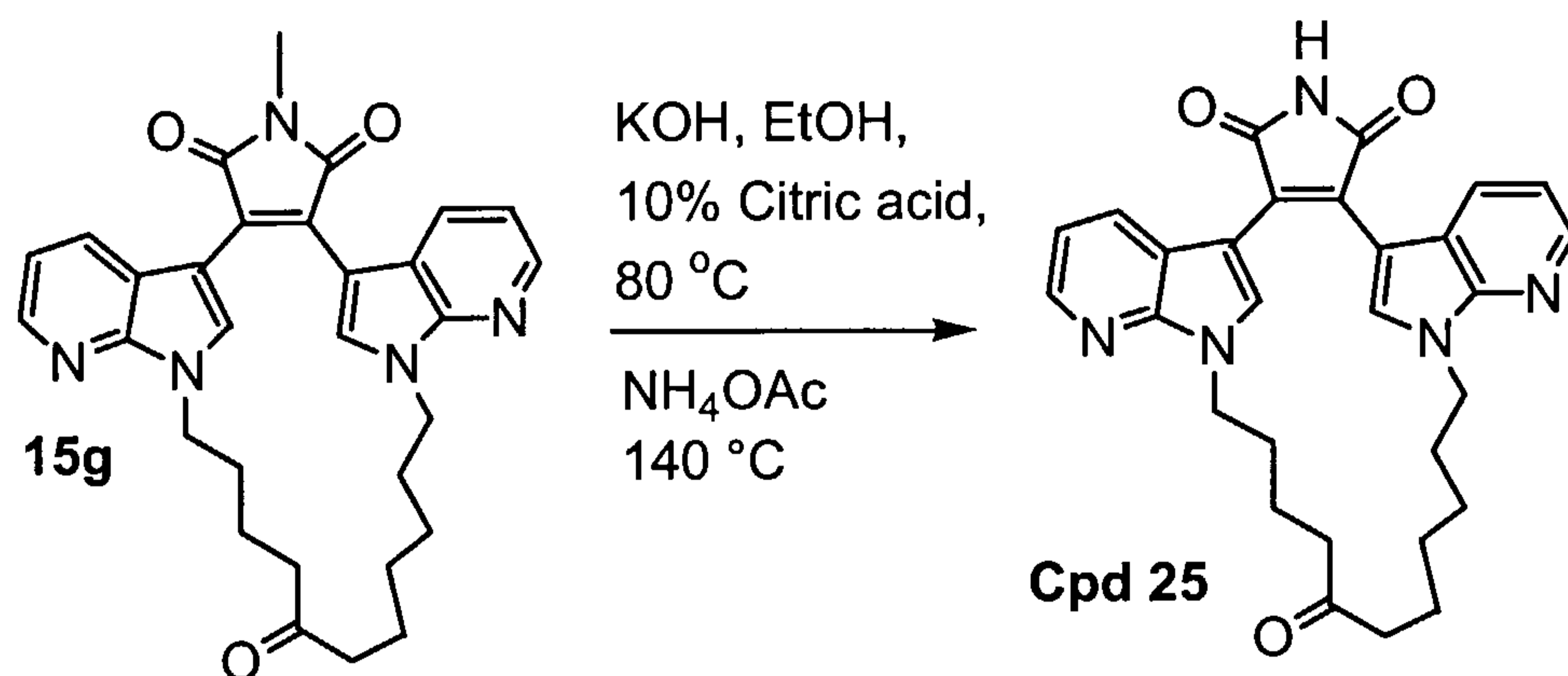
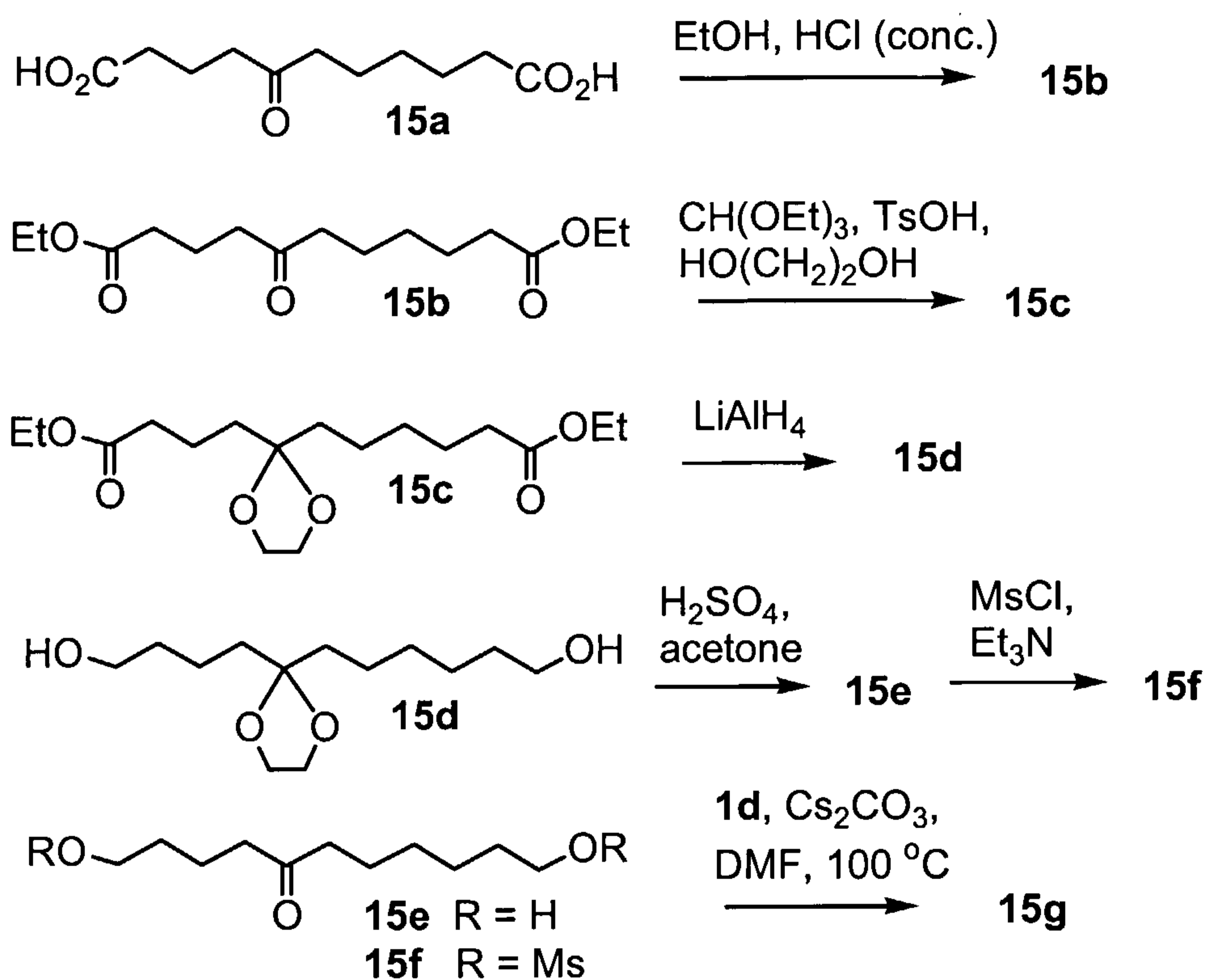
7,8,9,10,11,13,14,15,16-nonahydro-6*H*,23*H*-5,26:17,22-dimethenodipyrido[2,3-*b*:3',2'-*h*]pyrrolo[3,4-*e*][1,10]diazacycloheneicosine-12,23,25(24*H*)-trione (Compound **25**)

A mixture of 4-oxo-1,9-nonanedicarboxylic acid Compound **15a** (240 mg, 1.04 mmol), absolute ethanol (3.0 mL) and concentrated HCl (1.0 mL) was heated under reflux for 20 h. The mixture was cooled to 20 °C, diluted with EtOAc (25 mL) and neutralized with saturated aqueous NaHCO₃. The organic layer was separated, washed with water
 5 (5 mL) and brine (5 mL), then dried (Na₂SO₄) and concentrated to give Compound **15b** (270 mg, 91%) as colorless oil: ¹H NMR (300 MHz, CDCl₃) δ 4.09-4.16 (m, 4H), 2.10-2.50 (m, 10H), 1.89 (q, *J* = 7.0 Hz, 2H), 1.54-1.68 (m, 4H), 1.25 (t, *J* = 7.1 Hz, 6H); MS (ES) *m/z* 309 (M+Na). A mixture of Compound **15b** (270 mg, 0.94 mmol), ethylene glycol (0.24 mL, 4.30 mmol), triethyl orthoformate (0.48 mL, 2.89 mmol) and
 10 TsOH monohydrate (14 mg, 0.074 mmol) was refluxed for 45 min, cooled to 20 °C, then diluted with saturated aqueous NaHCO₃ and extracted with diethyl ether (2 x 20 mL). The organic layers were combined, washed again with NaHCO₃, dried (Na₂SO₄) and concentrated to give Compound **15c** (310 mg, 100%) as colorless oil: ¹H NMR (300 MHz, CDCl₃) δ 4.08-4.16 (m, 4H), 3.92 (s, 4H), 2.26-2.33 (m, 4H), 1.58-1.72 (m, 8H), 1.30-1.35 (m, 4H), 1.25 (t, *J* = 7.2 Hz, 6H); MS (ES) *m/z* 353 (M+Na).

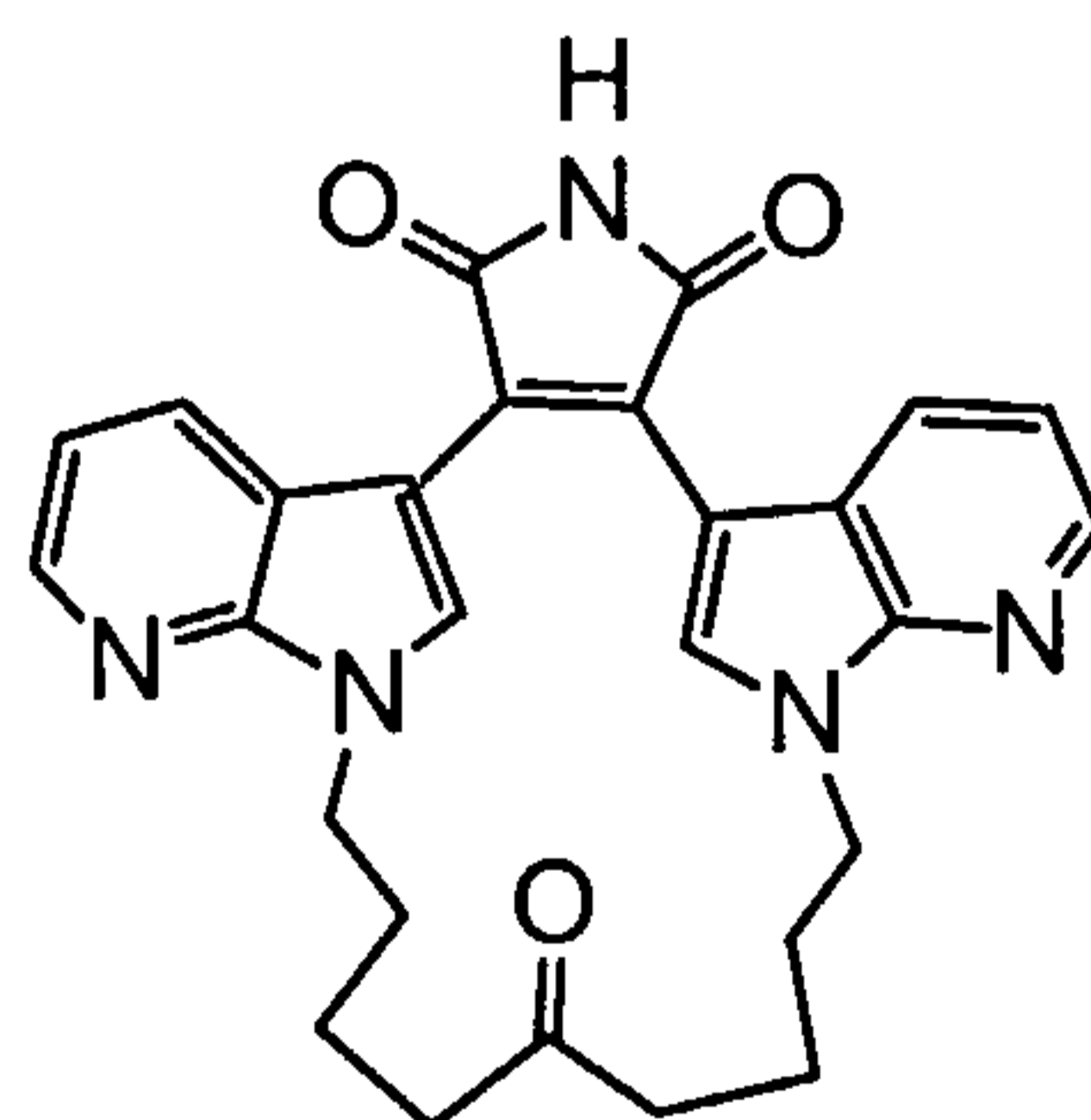
Compound **15c** (330 mg, 0.94 mmol) in THF (5.0 mL) was added to a THF solution of LiAlH₄ (1.0 M, 1.50 mmol). After the mixture was stirred at 20 °C for 2 h, quenched with water and extracted with diethyl ether (3 x 20 mL), the organic layers were combined, dried (Na₂SO₄) and concentrated to give Compound **15d** (210 mg, 91%) as a
 20 colorless liquid: ¹H NMR (300 MHz, CDCl₃) δ 3.93 (s, 4H), 3.62-3.67 (m, 4H), 1.34-1.67 (m, 16H); MS (ES) *m/z* 269 (M+Na). A mixture of Compound **15d** (210 mg, 0.85 mmol), water (3.4 mL), H₂SO₄ (6 M, 0.5 mL) and acetone (0.3 mL) was refluxed for 1.5 h. After the mixture was concentrated, the residue was extracted with CH₂Cl₂ (3 x

15 mL). The organic extracts were combined, dried (Na_2SO_4) and concentrated to give Compound **15e** (121 mg, 71%) as a white solid: ^1H NMR (400 MHz, CDCl_3) δ 3.64 (s, 2H), 3.63 (t, $J = 6.5$ Hz, 4H), 2.39-2.46 (m, 4H), 1.25-1.78 (m, 12H); MS (ES) m/z 225 (M+Na). Triethylamine (0.41 mL, 2.97 mmol) and MsCl (0.23 mL, 2.97 mmol) at 0 °C were added to a methylene chloride (2.5 mL) solution of Compound **15e** (120 mg, 0.59 mmol). The mixture was stirred at 20 °C for 2 h and quenched with water. The layers were separated and the aqueous phase was extracted with CH_2Cl_2 (2 x 20 mL). The organic phases were combined, washed sequentially with 5 mL of 5% HCl, water and 5% NaHCO_3 , then dried (Na_2SO_4) and concentrated to give Compound **15f** (169 mg, 80%): ^1H NMR (300 MHz, CDCl_3) δ 4.20-4.25 (m, 4H), 3.64 (m, 2H), 3.01 (s, 3H), 3.00 (s, 3H), 2.34-2.49 (m, 4H), 1.32-1.78 (m, 10H); MS (ES) m/z 381 (M+Na).

A mixture of Compound **1d** (55 mg, 0.13 mmol), Cs_2CO_3 (370 mg, 1.13 mmol) and DMF (25 mL) was heated to 100 °C. A DMF (5 mL) solution of Compound **15f** (84 mg, 0.23 mmol) was added *via* syringe pump over 1.5 h. After the addition was complete, the mixture was stirred at 20 °C for 2 h, quenched with saturated ammonium chloride (30 mL) and extracted with methylene chloride (2 x 30 mL). The organic phases were combined, washed with water (3 x 20 mL) and brine (30 mL), then dried (Na_2SO_4) and concentrated. Purification by column chromatography (eluting with EtOAc/hexane) gave Compound **15g** (11 mg, 16%) as an orange solid: ^1H NMR (300 MHz, CD_3OD) δ 8.24-8.30 (ddd, $J = 6.0, 4.7, 1.2$ Hz, 2H), 7.82-7.85 (dd, $J = 8.0, 1.3$ Hz, 1H), 7.80 (s, 1H), 7.58 (s, 1H), 7.40 (dd, $J = 8.1, 1.3$ Hz, 1H), 7.09 (dd, $J = 8.0, 4.7$ Hz, 1H), 6.96 (dd, $J = 8.1, 4.8$ Hz, 1H), 4.34 (t, $J = 5.8$ Hz, 2H), 4.20 (t, $J = 6.2$ Hz, 2H), 3.14 (s, 3H), 2.32 (t, $J = 7.1$ Hz, 2H), 2.11 (t, $J = 6.8$ Hz, 2H), 1.69-1.84 (m, 4H), 1.37-1.41 (m, 2H), 1.18-1.31 (m, 2H), 1.07-1.16 (m, 2H), 0.90-1.04 (m, 2H); MS (ES) m/z 510 (M+H⁺). Compound **15g** (12 mg, 0.023 mmol) was converted into Compound **25** (2 mg, 10%) using the procedure described for preparing Compound **24**. ^1H NMR (300 MHz, CDCl_3) δ 8.37 (d, $J = 5.0$ Hz, 1H), 8.32 (d, $J = 4.6$ Hz, 1H), 7.84 (d, $J = 8.0$ Hz, 1H), 7.70 (s, 1H), 7.49 (s, 1H), 7.42 (m, 1H), 7.08 (dd, $J = 8.0, 4.6$ Hz, 1H), 6.95 (dd, $J = 8.0, 4.5$ Hz, 1H), 4.34 (t, $J = 6.1$ Hz, 2H), 4.20 (t, $J = 6.2$ Hz, 2H), 2.30 (t, $J = 7.1$ Hz, 2H), 2.12 (t, $J = 6.7$ Hz, 2H), 1.73-1.84 (m, 4H), 1.34-1.41 (m, 2H), 1.10-1.22 (m, 4H), 0.85-1.08 (m, 2H); MS (ES) m/z 496 (M+H⁺).



Example 16



Compound **26**

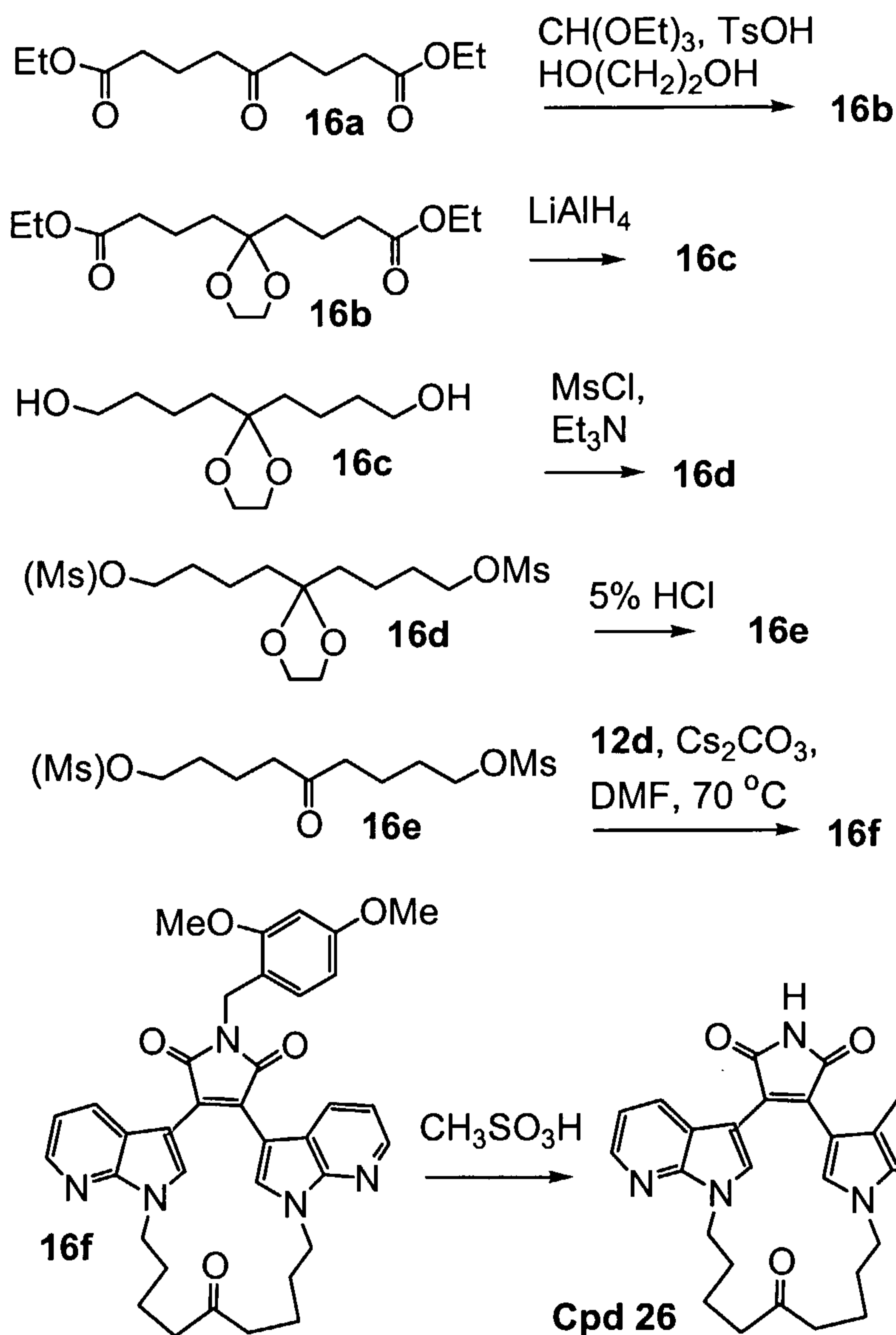
7,8,9,11,12,13,14-heptahydro-6*H*,21*H*-5,24:15,20-dimethenodipyrido[2,3-*b*:3',2'-*h*]pyrrolo[3,4-*e*][1,10]diazacyclononadecine-10,21,23(22*H*)-trione (Compound **26**)

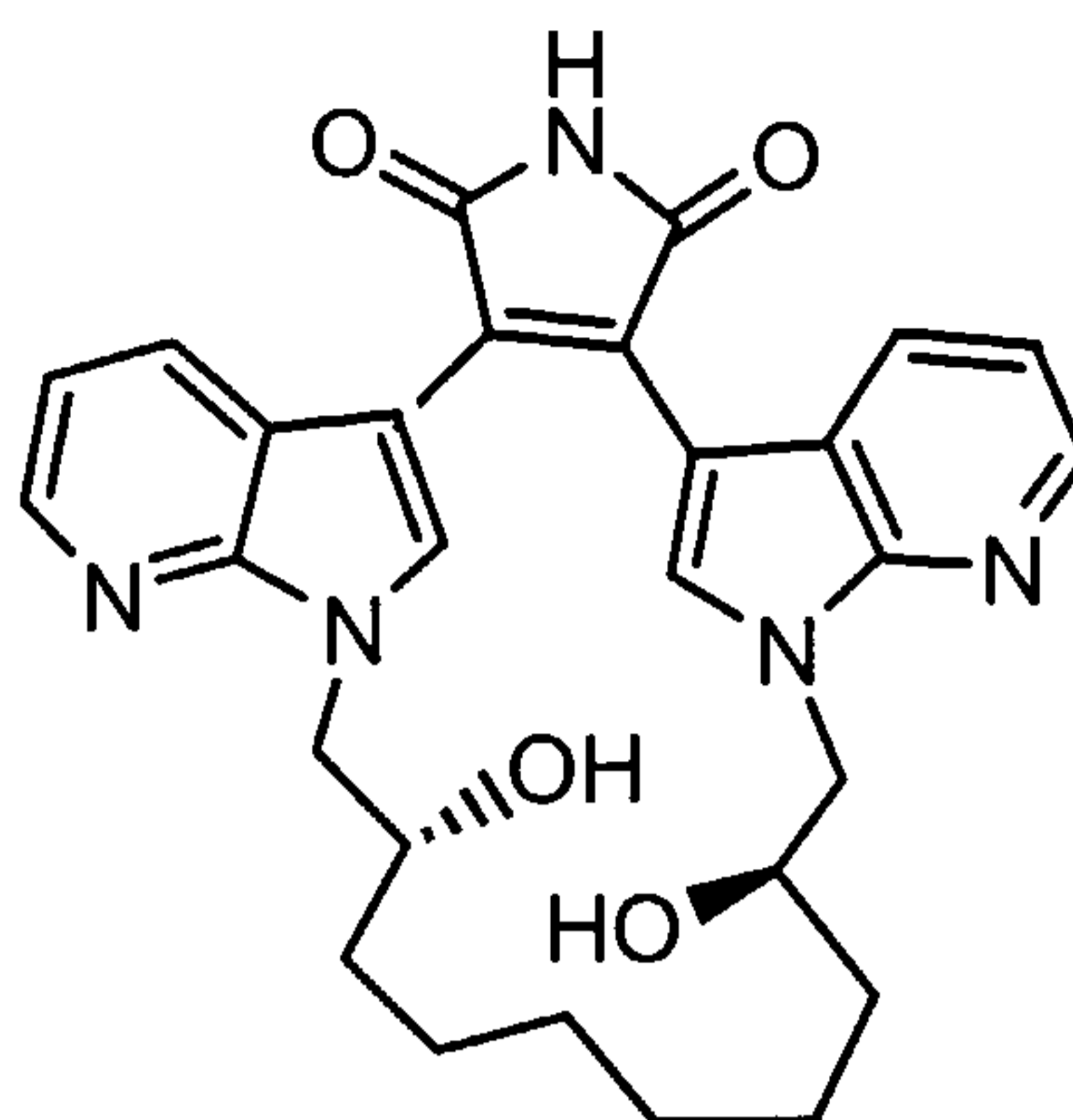
A mixture of diethyl 5-oxoazelate Compound **16a** (318 mg, 1.23 mmol), TsOH

monohydrate (19 mg, 0.10 mmol), ethylene glycol (0.35 mL, 6.20 mmol) and triethyl orthoformate (0.62 mL, 3.72 mmol) was heated to reflux for 1 h, cooled to 20 °C, then diluted with saturated aqueous NaHCO₃ (5 mL) and extracted with diethyl ether (3 x 15 mL). The organic layers were combined, washed with saturated NaHCO₃, dried
5 (Na₂SO₄) and concentrated to give a crude product Compound **16b** (370 mg, 100%): MS (ES) *m/z* 325 (M+Na). A solution of the crude Compound **16b** (370 mg, 1.23 mmol) in THF (6 mL) was added to LiAlH₄ (1 M in THF, 2.90 mmol). The mixture was stirred at 20 °C for 2 h and water was added to quench the excess LiAlH₄. The solution was then extracted with diethyl ether (3 x 20 mL). The organic extracts were
10 dried over Na₂SO₄ and concentrated. The crude product was purified by column chromatography (eluting with EtOAc) to give Compound **16c** (168 mg, 63%) as a colorless oil: ¹H NMR (300 MHz, CDCl₃) δ 3.94 (s, 4H), 3.65 (t, *J* = 6.3 Hz, 4H), 1.43-1.67 (m, 12H); MS (ES) *m/z* 241 (M+Na). Triethylamine (0.48 mL, 3.45 mmol) and MsCl (0.27 mL, 3.45 mmol) at 0 °C were added to a solution of Compound **16c** (151
15 mg, 0.69 mmol) in methylene chloride (2 mL). The mixture was stirred at 20 °C for 3 h and quenched with water to give the bismesylate Compound **16d**. The layers were separated and the organic phase was washed with 5% HCl, water, 5% NaHCO₃ and brine sequentially, then dried over Na₂SO₄ and concentrated. Purification with column chromatography (eluting with EtOAc/hexane) gave a ketone Compound **16e** (192 mg,
20 84%) as a light brown oily solid: ¹H NMR (300 MHz, CDCl₃) δ 4.21 (m, 4H), 3.01 (s, 6H), 2.48 (m, 2H), 1.43-1.77 (m, 10H); MS (ES) *m/z* 353 (M+Na).

A solution of the bismesylate ketone Compound **16e** (24 mg, 0.072 mmol) in DMF (3 mL) at 70 °C was added dropwise to a mixture of Compound **12d** (19 mg, 0.040
25 mmol), Cs₂CO₃ (160 mg, 0.50 mmol) and DMF (6 mL). After stirring at 70 °C for 4 h, the mixture was cooled in an ice bath, quenched with aqueous NH₄Cl and extracted with EtOAc (2 x 30 mL). The organic extracts were combined, washed with water (3 x 15 mL) and brine (15 mL), then dried (Na₂SO₄) and concentrated to give the crude Compound **16f**. The crude Compound **16f** was mixed with methylene chloride (1 mL),
30 then methanesulfonic acid (0.3 mL) was added. The mixture was stirred at 20 °C for several hours until Compound **16f** was no longer detected by MS. The mixture was cooled in an ice bath, carefully quenched with ammonium hydroxide and extracted with EtOAc (3 x 15 mL). The extracts were washed with water (10 mL) and brine (10 mL),

then dried (Na_2SO_4) and concentrated. The crude product was purified by column chromatography on silica gel (eluting with $\text{MeOH}/\text{CH}_2\text{Cl}_2$) to give Compound **16f** (12 mg, 67% from Compound **16e**) as an orange solid: ^1H NMR (300 MHz, CDCl_3) δ 8.34 (d, $J = 3.9$ Hz, 2H), 7.80 (d, $J = 7.9$ Hz, 2H), 7.63 (s, 2H), 7.05 (dd, $J = 8.0, 4.7$ Hz, 2H), 4.26 (t, $J = 6.0$ Hz, 4H), 2.10 (t, $J = 7.0$ Hz, 4H), 1.71-1.80 (m, 4H), 1.32-1.39 (m, 4H); MS (ES) m/z 468 ($\text{M}+\text{H}^+$).

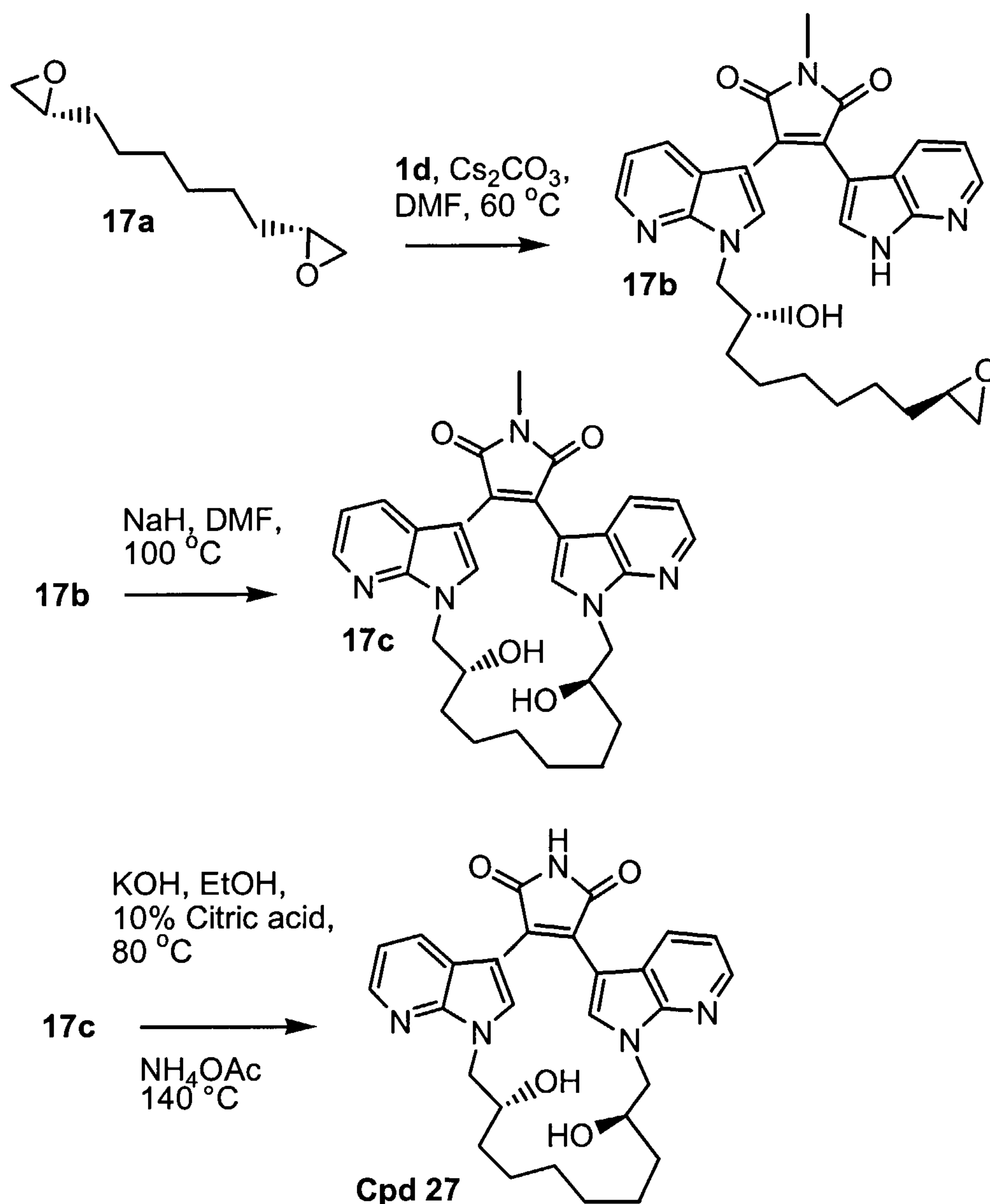


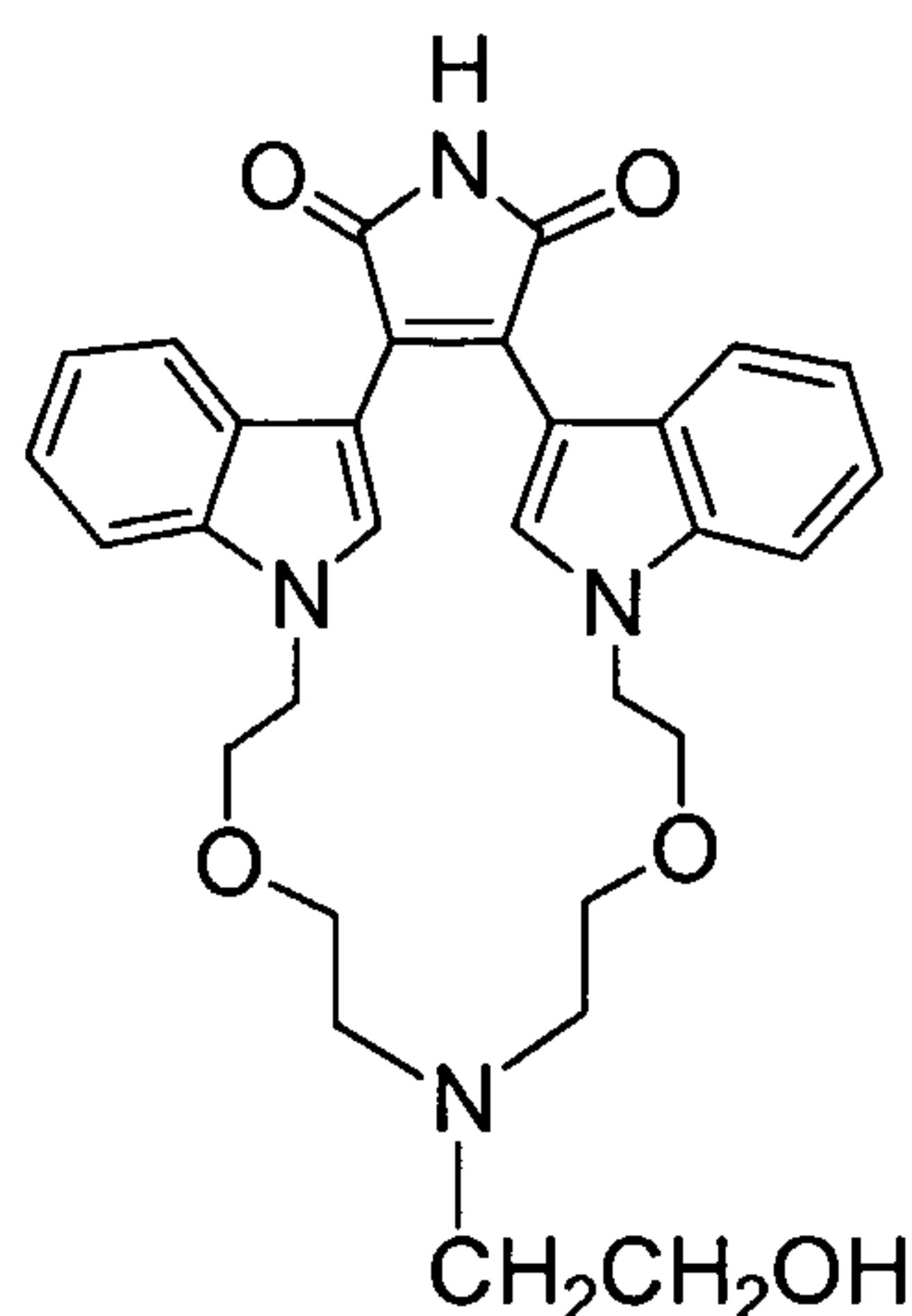
Compound **27**

6,7,8,9,10,11,12,13,14,15-decahydro-7,14-dihydroxy-(7*R*,14*R*)-22*H*-5,25:16,21-dimetheno-5*H*-dipyrido[2,3-*b*:3',2'-*h*]pyrrolo[3,4-*e*][1,10]diazacycloicosine-22,24(23*H*)-dione (Compound **27**)

A mixture of Compound **1d** (116 mg, 0.34 mmol), Cs₂CO₃ (554 mg, 1.70 mmol) and DMF (68 mL) was heated to 60 °C and a solution of (*R,R*)-(+)-1,2,9,10-diepoxydecane Compound **17a** (0.096 mL, 0.54 mmol) in DMF (2 mL) was added dropwise. The mixture was stirred at 60 °C for 5 h, cooled to 20 °C, quenched with saturated aqueous NH₄Cl (20 mL) and extracted with EtOAc (3 x 50 mL). The organic layers were combined, washed with water (3 x 15 mL) and brine (15 mL), then dried (Na₂SO₄) and concentrated. The residue was chromatographed on silica gel (eluting with acetone/methylene chloride) to give Compound **17b** (50 mg, 34%) as an orange solid: MS (ES) *m/z* 514 (M+H⁺). NaH (60% in mineral oil, 21 mg, 0.52 mmol) in DMF (10 mL) was added to a mixture of Compound **17b** (47 mg, 0.092 mmol) in DMF (18 mL). The mixture was stirred at 100 °C for 20 h, cooled to 20 °C, quenched with saturated aqueous NH₄Cl and diluted with EtOAc. After the layers were separated, the organic phase was washed with water (3 x 10 mL) and brine (10 mL), then dried (Na₂SO₄) and concentrated. The crude product was purified by column chromatography (eluting with acetone/methylene chloride) to give Compound **17c** (11 mg, 23%) as an orange solid: ¹H NMR (300 MHz, CD₃OD): 8.28 (dd, *J* = 4.7, 1.5 Hz, 2H), 7.73 (dd, *J* = 8.0, 1.5 Hz, 2H), 7.53 (s, 2H), 7.06 (dd, *J* = 8.0, 4.7 Hz, 2H), 4.44 (m, 2H), 4.09 (m, 2H), 3.93 (t, *J* = 4.8 Hz, 2H), 3.13 (s, 3H), 1.15-1.28 (m, 8H), 0.87-0.89 (m, 4H); MS (ES) *m/z* 514 (M+H⁺). A mixture of Compound **17c** (11 mg, 0.021 mmol), ethanol (2 mL) and 10 N KOH (0.1 mL) was heated to 80 °C for 18 h. The mixture was then concentrated, diluted with water (5 mL), made acidic with 1 N HCl to a pH of 3 and extracted with CH₂Cl₂ (3 x 10 mL). The organic extracts were combined, dried (Na₂SO₄) and concentrated. The resulting residue was mixed with neat NH₄OAc (2 g) and heated to

140 °C for 3 h. The mixture was cooled and diluted with water (5 mL), made basic with 20% aqueous NaOH and extracted with EtOAc (2 x 15 mL). The organic extracts were washed with water (15 mL), then dried (Na₂SO₄) and concentrated. Purification by column chromatography (eluting with acetone/methylene chloride) gave Compound 5 **27** (4 mg, 36%) as an orange solid: ¹H NMR (400 MHz, CDCl₃): 8.32 (dd, *J* = 4.7, 1.4 Hz, 2H), 7.80 (d, *J* = 7.7 Hz, 2H), 7.39 (s, 2H), 7.08 (dd, *J* = 8.0, 4.8 Hz, 2H), 4.14-4.27 (m, 4H), 3.94 (s, br, 2H), 1.17-1.20 (t, *J* = 6.6 Hz, 4H), 0.99 (m, 4H), 0.83-0.89 (m, 4H); MS (ES) *m/z* 500 (M+H⁺).



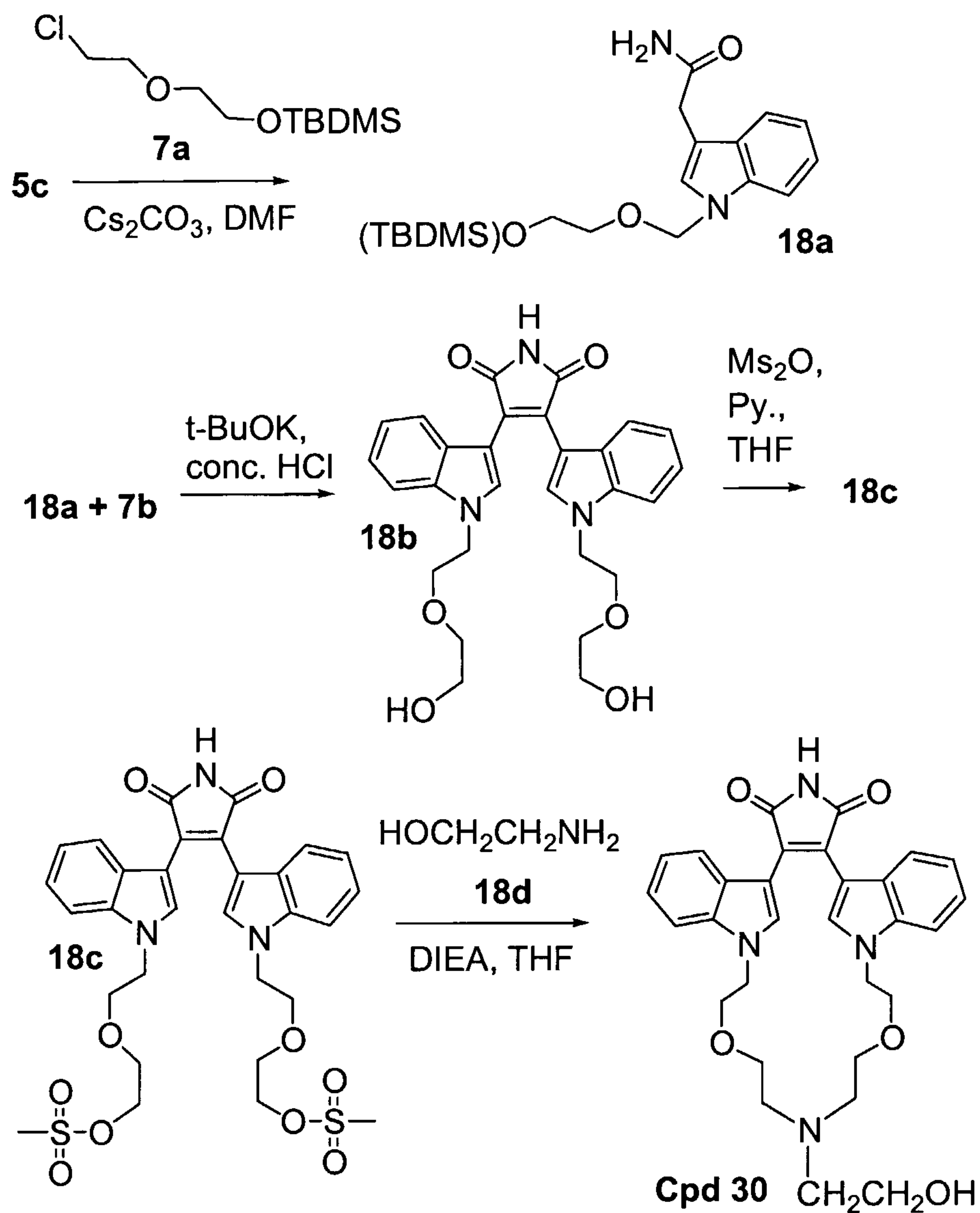


Compound 30

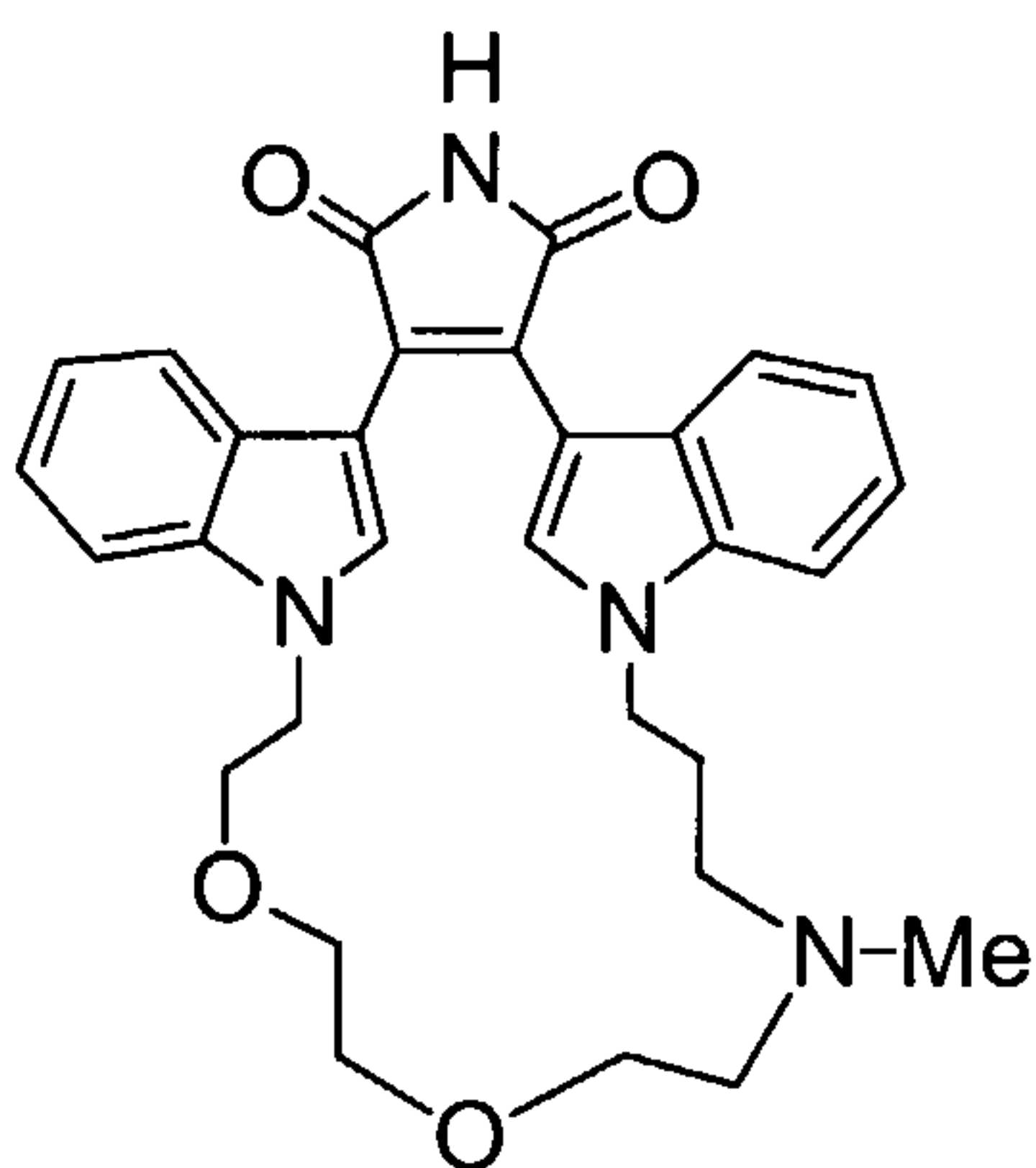
6,7,10,11,12,13,15,16-octahydro-11-(2-hydroxyethyl)-23*H*-5,26:17,22-dimetheno-5*H*,9*H*-dibenzo[*k,q*]pyrrolo[3,4-*n*][1,7,4,10,19]dioxatriazacycloheneicosine-23,25(24*H*)-dione (Compound 30)

- A mixture of Compound 5c (3.00 g, 17.2 mmol), Compound 7a (5.35 g, 22.4 mmol) and cesium carbonate (8.41 g, 25.8 mmol) in DMF (70 mL) was stirred at 70 °C for 24 h and then filtered. The filtrate was evaporated *in vacuo* and the residue was separated by flash column chromatography (CH₂Cl₂/MeOH, 97:3) to give Compound 18a as a
- 5 viscous oil (1.72 g, 26% yield). ¹HNMR (CDCl₃) δ 7.97 (s, 1H), 7.54 (d, J = 7.85 Hz, 1H), 7.32 (d, J = 8.16 Hz, 1H), 7.21 (m, 2H), 4.24 (t, J = 5.48, 5.50 Hz, 2H), 3.78 (t, J=5.52, 5.40 Hz, 2H), 3.74-3.64 (m, 4H), 3.43 (t, J=5.29, 4.82 Hz, 2H), 0.97 (s, 9H), 0.1 (s, 6H). ES-MS *m/z* 377 (MH⁺). 1.0 M potassium *t*-butoxide in THF (5.2 mL, 5.2 mmol) was added dropwise to a suspension of the ester Compound 7b (771 mg, 1.9
- 10 mmol) and the amide Compound 18a (500 mg, 1.3 mmol) in dry THF (5 mL) under nitrogen that had been cooled to 0 °C. The resulting mixture was stirred at 0 °C for 1 h and room temperature for 3 h, then concentrated HCl (5 mL) was added and the mixture was again stirred at room temperature for another 10 min. The mixture was partitioned between EtOAc (100 mL) and H₂O (40 mL), two layers were separated and
- 15 the aqueous layer was extracted with EtOAc (50 mL). The combined extracts were sequentially washed with water, saturated aq. NaHCO₃ and brine and then dried (Na₂SO₄) and evaporated *in vacuo* to yield Compound 18b as a dark red-orange solid (430 mg). ES-MS *m/z* 504 (MH⁺).
- 20 Ms₂O (740 mg, 4.25 mmol) was added to a solution of the crude Compound 18b (430 mg) and Py (pyridine) (403 mg, 5.1 mmol) in THF (17 mL). The reaction was stirred at

50 °C for 3 h and then the reaction mixture was cooled to room temperature. THF (17 mL) and 1.0 N aq. HCl (39 mL) were added and the mixture was stirred at room temperature for 10 min, then extracted with EtOAc (227 mL). The organic phase was sequentially washed with 1.0 N aq. HCl (39 mL), water and brine, and then dried
5 (Na₂SO₄) and evaporated *in vacuo* to give Compound **18c** as a dark red-orange solid (500 mg) ES-MS *m/z* 660 (MH⁺). A solution of the crude Compound **18c** (64 mg), DIEA (N,N-diisopropylethylamine) (50 mg, 0.39 mmol) and Compound **18d** (12 mg, 0.2 mmol) in DMF (13 mL) in a pressure tube was stirred at 90 °C for 5 h. The volatiles were removed under *vacuo* and the residue was separated by flash column
10 chromatography (CH₂Cl₂:MeOH:NH₄OH, 95:3:2) to give the desired product Compound **30** as a red-orange solid (10 mg). ¹HNMR (CD₃OD) δ 7.50 (s, 2H), 7.40 (m, 2H), 7.08 (m, 4H), 6.83 (m, 2H), 4.27 (m, 4H), 3.77 (m, 8H), 3.21 (m, 2H). 2.83 (m, 4H), 2.69 (m, 2H). ES-MS *m/z* 529 (MH⁺).



Example 19



Compound 31

6,7,9,10,12,13,14,15,16,17-decahydro-14-methyl-24*H*-5,27:18,23-dimetheno-5*H*-dibenzo[*l,r*]pyrrolo[3,4-*o*][1,4,7,11,20]dioxatriazacyclodocosine-24,26(25*H*)-dione

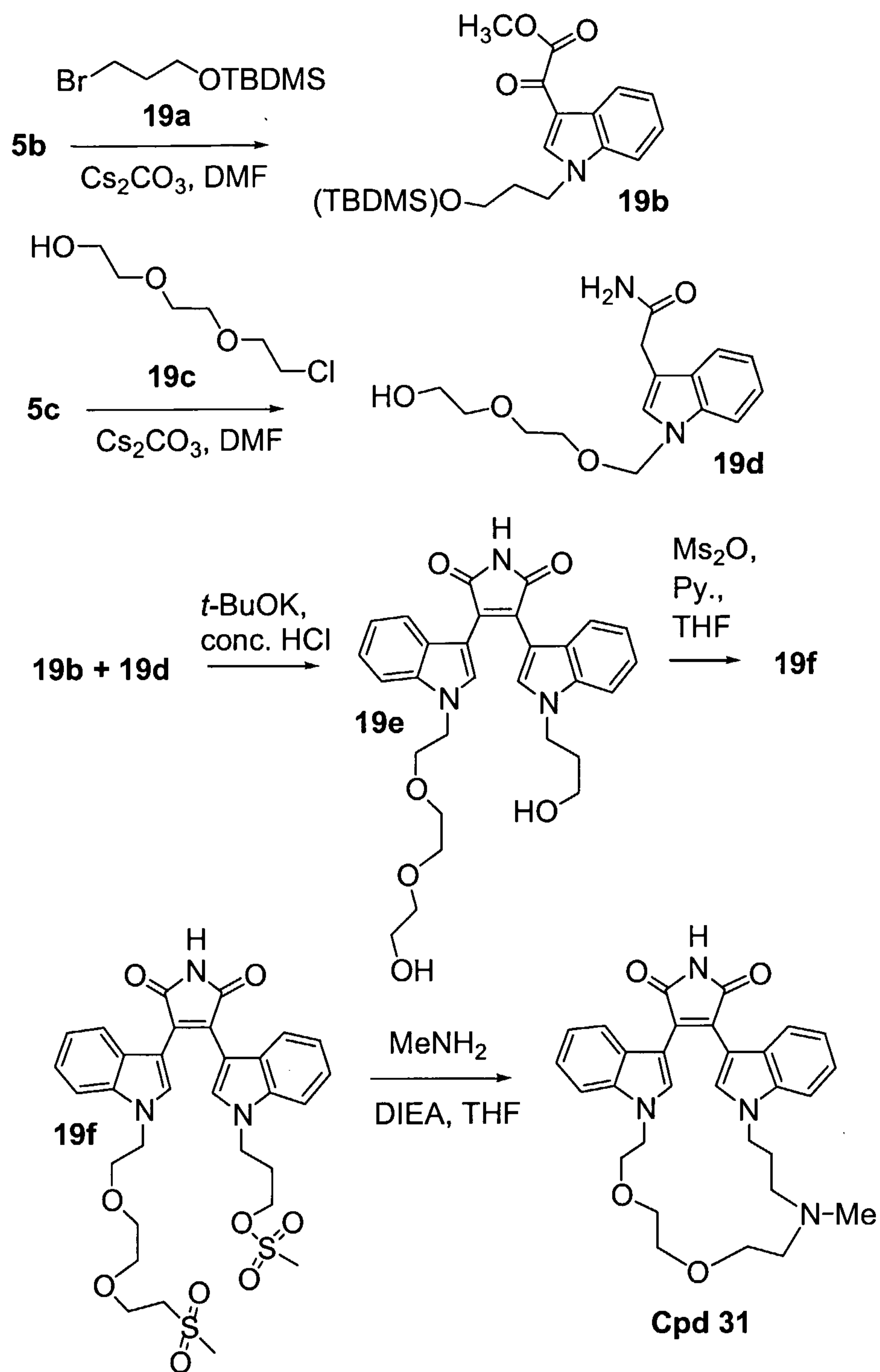
(Compound **31**)

A mixture of Compound **5b** (2.50 g, 12.3 mmol), Compound **19a** (6.23 g, 24.6 mmol) and cesium carbonate (12.02 g, 36.9 mmol) in DMF (50 mL) was stirred at 75 °C for 2 h, and then filtered. The filtrate was diluted with EtOAc (370 mL). The combined extracts were sequentially washed with water and brine, then dried (Na₂SO₄) and
5 evaporated *in vacuo*. The residue was separated by flash chromatography (EtOAc:Hexane, 1:9) to give Compound **19b** (3.14 g, 68%). ¹H NMR (CDCl₃) δ 8.40-8.36 (m, 1H), 8.31 (s, 1H), 7.38-7.19 (m, 3H), 4.27 (t, J=6.84, 6.82 Hz, 2H), 3.81 (s, 3H), 3.63-3.50 (m, 2H), 2.04-1.96 (m, 2H), 0.87 (s, 9H), 0.01 (s, 6H). ES-MS *m/z* 376 (MH⁺). A mixture of Compound **5c** (2.50 g, 14.3 mmol), 2-[2-(2-
10 chloroethoxy)ethoxy]ethanol Compound **19c** (4.82 g, 28.6 mmol) and cesium carbonate (13.98 g, 42.9 mmol) in DMF (58 mL) was stirred at 78 °C for 24 h. Additional Compound **19c** was added and the reaction stirred for 24 h at 78 °C and was then filtered. The filtrate was diluted with EtOAc (430 mL) and the combined extracts were sequentially washed with water and brine, then dried (Na₂SO₄) and evaporated *in*
15 *vacuo*. The residue was separated by flash chromatography (CH₂Cl₂/MeOH, 93:7) to give Compound **19d** (3.60 g, 82%). ¹H NMR (CDCl₃) δ 7.58 (d, J= 7.80 Hz, 1H), 7.36-7.30 (m, 1H), 7.26-7.21 (m, 1H), 7.17-7.11 (m, 2H), 4.29 (t, J=5.3, 2H), 3.94-3.79 (m, 2H), 3.69 (s, 2H), 3.59-3.48 (m, 8H). ES-MS *m/z* 307 (MH⁺).

20 1.0 M potassium *t*-butoxide in THF (6.8 mL, 6.8 mmol) was added dropwise to a suspension of the ester Compound **19b** (939 mg, 2.5 mmol) and the amide Compound **19d** (520 mg, 1.7 mmol) in dry THF (7 mL) under nitrogen that had been cooled to 0 °C. The resulting mixture was stirred at 0 °C for 1h and room temperature for 3 h and then concentrated HCl (7 mL) was added. The mixture was then stirred at rt for
25 another 10 min. and then partitioned between EtOAc (142 mL) and H₂O (57 mL). Two layers were separated and the aqueous layer was extracted with EtOAc (60 mL). The combined extracts were sequentially washed with water, saturated aq. NaHCO₃ and brine, then dried (Na₂SO₄) and evaporated *in vacuo* to yield Compound **19e** as a dark red-orange solid (703 mg). ES-MS *m/z* 518 (MH⁺). Ms₂O (1.13 g, 6.5 mmol) was
30 added to a solution of the crude Compound **19e** (700 mg) and Py (pyridine) (617 mg, 7.8 mmol) in THF (26 mL). The reaction mixture was stirred at 50 °C for 2.5 h and then cooled to rt. Then THF (26 mL) and 1.0 N aq. HCl (43 mL) were added. The

mixture was stirred at room temperature for 10 min and then extracted with EtOAc (347 mL). The organic phase was washed with 1.0 N aq. HCl (143 mL), then water, brine, and then dried (Na₂SO₄), and evaporated *in vacuo* to give Compound **19f** as a dark red-orange solid (850 mg). ES-MS *m/z* 674 (MH⁺). A solution of the crude
5 Compound **19f** (81 mg), DIEA (310 mg, 2.4 mmol) and MeNH₂ (2.0 M in THF, 1.1 mL, 2.2 mmol) in DMF (15 mL) in a pressure tube was stirred at 90 °C for 24 h. The volatiles were removed under *vacuo* and the residue was separated by flash column chromatography (CH₂Cl₂:MeOH:NH₄OH, 95:3:2) to give the desired product Compound **31** as a red-orange solid (9 mg), ES-MS *m/z* 513 (MH⁺).

10



Biological Examples

The compounds of the present invention were tested for biological activity in the following *in-vitro* and *in-vivo* methods.

Example 1

Protein Kinase C Scintillation Proximity Assay (SPA)

The binding activity of a compound for Protein Kinase C (PKC) was assessed using a homogeneous Scintillation Proximity Assay according to the procedure below.

5 *Procedure*

The different human PKC isozymes (were obtained from PanVera, Madison WI and had been prepared as recombinant enzymes produced from a baculovirus expression vector) were added to a reaction mixture containing a test compound, 20 mM HEPES (pH 7.4), 100 μ M CaCl₂, 10 mM MgCl₂, 100 μ g/mL phosphatidylserine, 20 μ g/mL
10 diacylglycerol, 1 μ M ATP, 0.8 μ Ci (³³P)ATP, and 5 μ g/mL biotinylated substrate peptide (Jing Zhao et al., *J. Bio. Chem.*, **1998**, 273, 23072). The reaction was incubated for 15 min at 30°C. Reactions were terminated by the addition of streptavidin-coated SPA beads (Amersham) in a solution containing 1mM EGTA, 10mM EDTA and 100 μ M ATP. Beads were allowed to settle overnight and the plates read in a Wallac
15 MICROBETA scintillation counter (PerkinElmer Life sciences, Wellesley, MA).

Glycogen Synthase Kinase 3- β Assay

The inhibitory activity of a compound against Glycogen Synthase Kinase 3- β (GSK 3- β) activity was assessed using a recombinant rabbit GSK 3- β according to the
20 procedure below.

Procedure

The test compound was added to a reaction mixture containing Protein phosphatase inhibitor-2 (PPI-2) (Calbiochem, San Diego CA) (45 ng), rabbit GSK-3- β (New
25 England Biolabs, Beverly MA) (0.75 units) and ³³P-ATP (1uCi) in 50 mM Tris-HCl (pH 8.0), 10 mM MgCl₂, 0.1% BSA, 1 mM DTT, and 100 uM Sodium Vanadate. The mixture was reacted for 90 minutes at 30°C to allow phosphorylation of the PPI-2 protein and then the protein in the reaction was precipitated using 10 % trichloroacetic acid (TCA). The precipitated protein was collected on filter plates (MultiScreen-DV,
30 Millipore, Bedford MA), which were subsequently washed. Finally, the radioactivity was quantified using a TopCount Scintillation Counter (Packard, Meridian CT). GSK-3 inhibitory compounds resulted in less phosphorylated PPI-2 and thus a lower

radioactive signal in the precipitated protein. Staurosporine or Valproate (both available from several commercial sources), known inhibitors of GSK-3- β , were used as a positive control for screening.

- 5 Values for inhibition of various PKC isozymes and GSK 3- β by certain compounds of the invention tested in the PKC SPA and GSK 3- β assays are shown in Table 1.

Table 1 - PKC and GSK-3 Selectivity

Cpd	PKC- α (μ M)	PKC- β I (μ M)	PKC- β II (μ M)	PKC- γ (μ M)	GSK 3- β (μ M)
1	25.79	18.48	2.413	38.74	0.027
2	>100	>100	>100	>100	0.032
3	>100	>100	>100	>100	0.033
4	1.22	1.587	0.099	3.461	0.102
5	0.412	0.349	0.016	1.347	0.049
6	2.56	1.477	0.212	4	0.045
7	2.59	3.067	0.285	3.265	0.033
8	1.53	1.78	0.288	0.783	0.233
9	0.319	0.338	0.035	0.228	0.164
10	5.36	5.15	0.519	7.8	0.128
11	1.215	1.056	0.072	2.852	0.015
12	0.02	ND	0.008	0.15	0.033
13	0.05	ND	0.04	0.37	ND
14	0.019	ND	0.015	0.034	0.076
15	0.042	ND	0.027	0.022	0.093
16	---	---	0.063	---	37% @ 0.1 μ M
17	---	---	0.385	---	31% @ 0.2 μ M
18	---	---	---	---	9.2
19	---	---	---	---	0.11
20	---	---	---	---	0.61
21	---	---	---	---	1.44
22	---	---	---	---	30% @ 1 μ M
23	---	---	---	---	46% @ 1 μ M
24	---	---	---	---	0.21

25	---	---	---	---	0.08
26	---	---	---	---	0.09
27	---	---	---	---	1.18
28	---	---	---	---	48% @ 0.5 μ M
29	---	---	0.369	---	30% @ 0.1 μ M
30	---	---	0.011	---	0.064
31	0.014	---	0.007	0.024	---

Example 2

Biotinylated Peptide Substrate Assay

Assays to test inhibition of a compound for other kinases were preformed using methods that measure the amount of phosphorylation of a biotinylated peptide substrate. Biotinylated peptide substrates were selected from the literature as appropriate for the enzyme being evaluated.

Procedure

A kinase reaction mix was prepared in 50 mM Tris-HCl pH=8, 10 mM MgCl₂, 0.1 mM Na₃VO₄, 1 mM DTT, 10 μ M ATP, 0.25-1 μ M biotinylated peptide substrate, 0.2-0.8 μ Curies per well ³³P- γ -ATP (2000-3000 Ci/mmol). Assay conditions vary slightly for each protein kinase, for example, insulin receptor kinase requires 10 mM MnCl₂ for activity and Calmodulin-dependent protein kinase requires calmodulin and 10 mM CaCl₂. The reaction mixture was dispensed into the wells of a streptavidin coated Flashplate and 1 μ L drug stock in 100% DMSO was added to a 100 μ L reaction volume resulting in a final concentration of 1% DMSO in the reaction. Enzyme was diluted in 50 mM Tris-HCl pH=8.0, 0.1% BSA and added to each well. The reaction was incubated for one hour at 30°C in the presence of compound. After one hour the reaction mix was aspirated from the plate and the plate was washed with PBS containing 100 mM EDTA. The plate was read on a scintillation counter to determine ³³P- γ -ATP incorporated into the immobilized peptide. Test compounds were assayed in duplicate at 8 concentrations (100 μ M, 10 μ M, 1 μ M, 100 nM, 10 nM, 1 nM, 100 pM, 10 pM). A maximum and minimum signal for the assay was determined on each plate.

25

The IC₅₀ was calculated from the dose response curve of the percent inhibition of the

maximum signal in the assay according to the formula:

$$\% \text{ Inhibition} = ((\text{MS} - \text{BS}) / (\text{TCS} - \text{BS})) \times 100\%$$

where MS = Maximum Signal, BS = Background Signal, TCS = Test Compound Signal. The percent inhibition was graphed against the log concentration of the test
5 compound. Known inhibitor compounds as appropriate references for the kinase being assayed were also included on each plate.

Definition and Source of Kinase Enzymes.

VEGF-R (vascular endothelial growth factor receptor-2) is a fusion protein containing a
10 polyhistidine tag at the N-terminus followed by amino acids 786-1343 of the rat VEGF-R2 kinase domain (GenBank Accession #U93306). Protein Kinase A is the catalytic subunit of cAMP dependent protein kinase-A purified from bovine heart (Upstate Biotech, Lake Placid, NY, Cat#14-114). CDK1 (cyclin dependent kinase 1) is isolated from insect cells expressing both the human CDK1 catalytic subunit and its positive
15 regulatory subunit cyclin B (New England Biolabs, Beverly, MA, Cat. #6020). Casein Kinase-1 is a protein truncation at amino acid 318 of the C-terminal portion of the rat CK1 delta isoform produced in *E.coli* (New England Biolabs, Beverly, MA, Cat. #6030). Insulin Receptor Kinase consists of residues 941-1313 of the cytoplasmic domain of the beta-subunit of the human insulin receptor (BIOMOL, Plymouth
20 Meeting, PA, Cat. #SE-195). Calmodulin Kinase (calmodulin-dependent protein kinase 2) is a truncated version of the alpha subunit of the rat protein produced in insect cells (New England Biolabs, Beverly, MA, Cat. #6060). MAP Kinase is the rat ERK-2 isoform containing a polyhistidine tag at the N-terminus produced in *E.coli* and activated by phosphorylation with MEK1 prior to purification (BIOMOL, Plymouth
25 Meeting, PA, Cat. #SE-137). EGFR (epidermal growth factor receptor) is purified from human A431 cell membranes (Sigma, St. Louis, MO, Cat.# E3641).

Peptide Substrates

VEGF-R	(Biotin)KHKKLAEGSAYEEV-Amide
CDK1	(Biotin)KTPKKAKKPKTPKKAKKL-Amide
Casein Kinase-1	(Biotin)KRRRALS(phospho)VASLPGL-Amide
EGF-R	(Biotin)Poly GT (4:1)
Calmodulin Kinase - 2	(Biotin)KKALRRQETVDAL-Amide

MAP Kinase ERK-2	(Biotin)APRTPGGRR-Amide
Insulin receptor Kinase	(Biotin)Poly GT (4:1)
Protein Kinase A	(Biotin)GRTGRRNSI-Amide

IC₅₀ data for certain compounds of the invention tested against various kinases are shown in Table 2. For compounds where a kinase IC₅₀ value is >10, there was no observed 50% inhibition at the highest dose tested for that kinase nor was an inhibition
5 maxima observed.

Table 2 – Selectivity Assays against other Kinases

Kinase Assay (IC ₅₀ uM)	Cpd 1	Cpd 2	Cpd 10	Cpd 11
VEGF-R	>10	>10	1.199	0.889
CDK1	>10	>10	0.422	0.457
Casein Kinase 1	>10	>10	>10	>10
EGF-R	>10	>10	>10	>10
Calmodulin Kinase 2	>10	>10	>10	>10
Map kinase ERK-2	>10	>10	>10	>10
Insulin-R kinase	>10	>10	>10	>10
PKC α	>10	>10	>10	>10

Example 3

Cell-Based GSK 3- β Assay

10 Glycogen content of L6 muscle cells was measured according to the method described in Berger and Hayes, *Anal. Biochem.*, **1998**, 261, 159-163.

Procedure

Briefly, L6 cells were serum starved overnight in alpha-MEM containing 0.1%.
15 On the following day, cells were washed three times with 300 μ L KRPH buffer (150 mM NaCl, 5 mM KCl, 2.9 mM Na₂HPO₄, 1.25 mM MgSO₄, 1.2 mM CaCl₂, 10 mM HEPES, pH 7.4) and labeled with 200 μ L alpha-MEM containing 5.5 mM ¹⁴C-Glucose (0.1 μ Ci) in the presence of vehicle (DMSO) or compounds. After 2 hours, cells were washed three times with ice-cold PBS and glycogen was precipitated for 2 hours using

ice-cold 66% EtOH. Precipitated glycogen was then washed three times with ice-cold 66% EtOH and ^{14}C -glycogen was quantified using a TopCount (Packard).

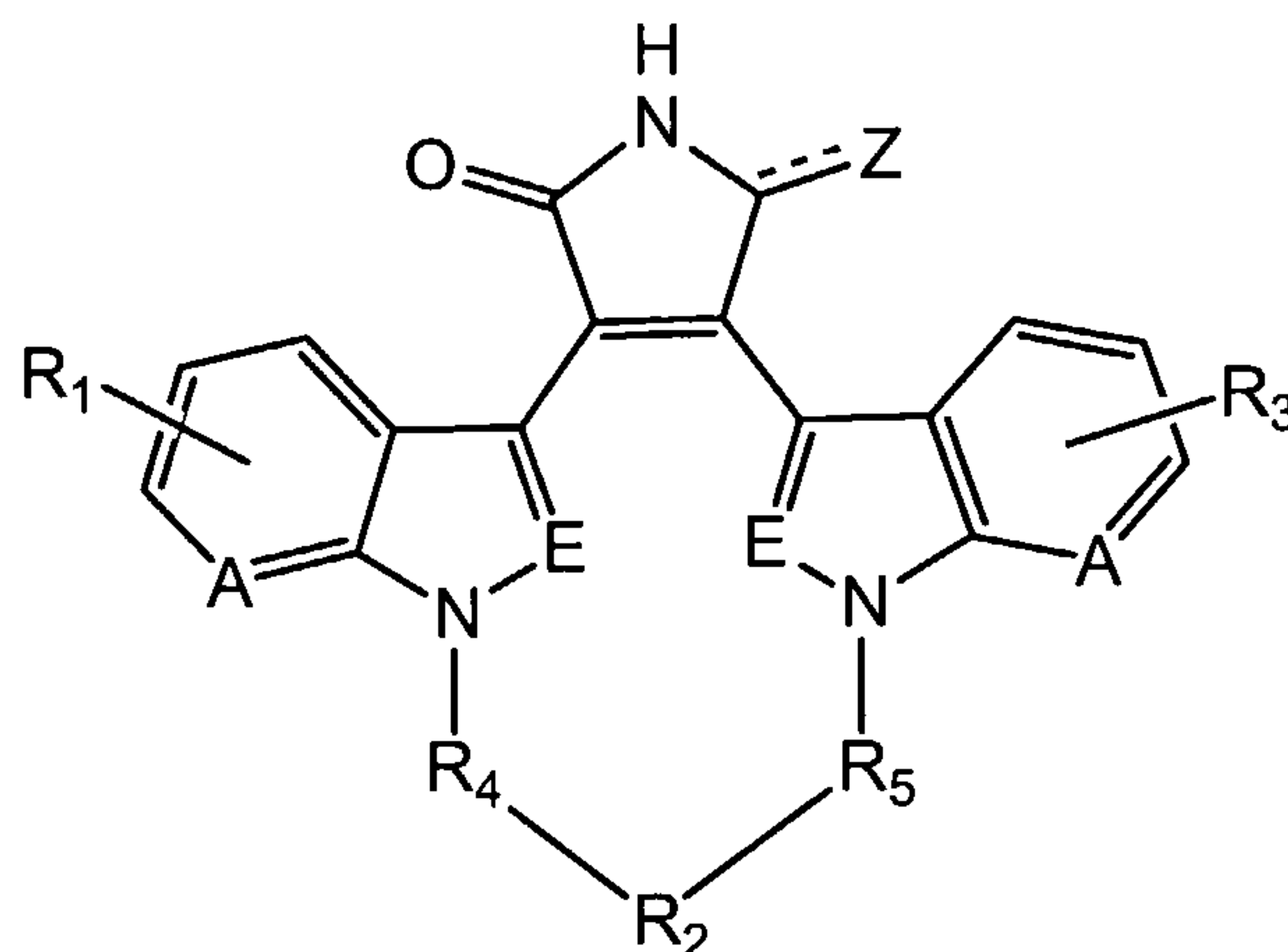
As shown in Table 3, L6 skeletal muscle cells demonstrated increased glycogen synthesis upon exposure to Compounds 1, 2 and 5. Compounds were tested in separate experiments at the dose levels shown. Where shown, the 0.0 μM dose was used as a control.

Table 3

Dose (μM)	^{14}C -Glucose Incorporation (dpm)		
	Cpd 1	Cpd 2	Cpd 5
0.0	1640	2078	---
0.01	---	---	2884
0.1	---	---	2988
0.3	---	---	3339
1	1898	2224	---
3	1958	2518	3438
10	2426	2806	4700

What is Claimed is:

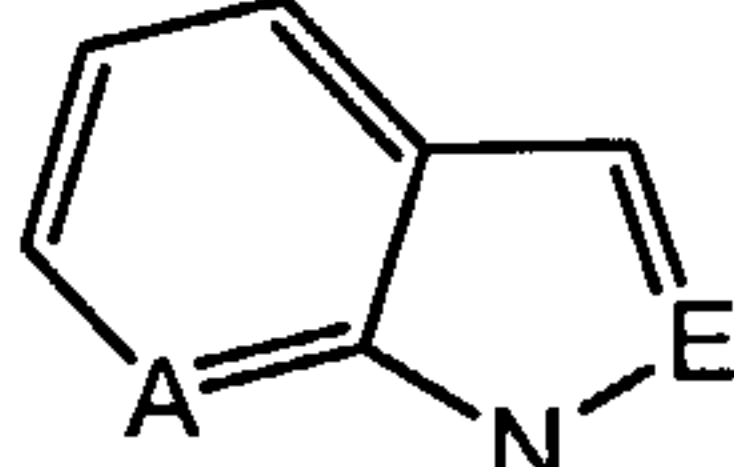
1. A compound of Formula (I):



Formula (I)

wherein

A and E are independently selected from the group consisting of a hydrogen substituted

- 5 carbon atom and a nitrogen atom; wherein  is independently selected from the group consisting of 1*H*-indole, 1*H*-pyrrolo[2,3-*b*]pyridine, 1*H*-pyrazolo[3,4-*b*]pyridine and 1*H*-indazole;

Z is selected from O or dihydro; wherein when Z is dihydro, each hydrogen atom is attached by a single bond;

- 10 R₄ and R₅ are independently selected from C₁₋₈alkyl, C₂₋₈alkenyl and C₂₋₈alkynyl, wherein R₄ and R₅ are optionally substituted with oxo;

- R₂ is selected from the group consisting of -C₁₋₈alkyl-, -C₂₋₈alkenyl-, -C₂₋₈alkynyl-, -O-(C₁₋₈)alkyl-O-, -O-(C₂₋₈)alkenyl-O-, -O-(C₂₋₈)alkynyl-O-, -C(O)-(C₁₋₈)alkyl-C(O)- (wherein any of the foregoing alkyl, alkenyl and alkynyl
15 linking groups are straight carbon chains optionally substituted with one to four substituents independently selected from the group consisting of C₁₋₈alkyl, C₁₋₈alkoxy, C₁₋₈alkoxy(C₁₋₈)alkyl, carboxyl, carboxyl(C₁₋₈)alkyl, -C(O)O-(C₁₋₈)alkyl, -C₁₋₈alkyl-C(O)O-(C₁₋₈)alkyl, amino (substituted with a substituent independently selected from the group consisting of hydrogen and

C_{1-4} alkyl), amino(C_{1-8})alkyl (wherein amino is substituted with a substituent independently selected from the group consisting of hydrogen and C_{1-4} alkyl), halogen, (halo) $_{1-3}(C_{1-8})$ alkyl, (halo) $_{1-3}(C_{1-8})$ alkoxy, hydroxy, hydroxy(C_{1-8})alkyl and oxo; and, wherein any of the foregoing alkyl, alkenyl and alkynyl linking groups are optionally substituted with one to two substituents independently selected from the group consisting of heterocyclyl, aryl, heteroaryl, heterocyclyl(C_{1-8})alkyl, aryl(C_{1-8})alkyl, heteroaryl(C_{1-8})alkyl, spirocycloalkyl and spiroheterocyclyl (wherein any of the foregoing cycloalkyl, heterocyclyl, aryl and heteroaryl substituents are optionally substituted with one to four substituents independently selected from the group consisting of C_{1-8} alkyl, C_{1-8} alkoxy, C_{1-8} alkoxy(C_{1-8})alkyl, carboxyl, carboxyl(C_{1-8})alkyl, amino (substituted with a substituent independently selected from the group consisting of hydrogen and C_{1-4} alkyl), amino(C_{1-8})alkyl (wherein amino is substituted with a substituent independently selected from the group consisting of hydrogen and C_{1-4} alkyl), halogen, (halo) $_{1-3}(C_{1-8})$ alkyl, (halo) $_{1-3}(C_{1-8})$ alkoxy, hydroxy and hydroxy(C_{1-8})alkyl; and, wherein any of the foregoing heterocyclyl substituents are optionally substituted with oxo)), cycloalkyl, heterocyclyl, aryl, heteroaryl (wherein cycloalkyl, heterocyclyl, aryl and heteroaryl are optionally substituted with one to four substituents independently selected from the group consisting of C_{1-8} alkyl, C_{1-8} alkoxy, C_{1-8} alkoxy(C_{1-8})alkyl, carboxyl, carboxyl(C_{1-8})alkyl, amino (substituted with a substituent independently selected from the group consisting of hydrogen and C_{1-4} alkyl), amino(C_{1-8})alkyl (wherein amino is substituted with a substituent independently selected from the group consisting of hydrogen and C_{1-4} alkyl), halogen, (halo) $_{1-3}(C_{1-8})$ alkyl, (halo) $_{1-3}(C_{1-8})$ alkoxy, hydroxy and hydroxy(C_{1-8})alkyl; and, wherein heterocyclyl is optionally substituted with oxo), $-(O-(CH_2)_{1-6})_{0-5}-O-$, $-O-(CH_2)_{1-6}-O-(CH_2)_{1-6}-O-$, $-O-(CH_2)_{1-6}-O-(CH_2)_{1-6}-O-(CH_2)_{1-6}-O-$, $-(O-(CH_2)_{1-6})_{0-5}-NR_6-$, $-O-(CH_2)_{1-6}-NR_6-(CH_2)_{1-6}-O-$, $-O-(CH_2)_{1-6}-O-(CH_2)_{1-6}-NR_6-$, $-(O-(CH_2)_{1-6})_{0-5}-S-$, $-O-(CH_2)_{1-6}-S-(CH_2)_{1-6}-O-$, $-O-(CH_2)_{1-6}-O-(CH_2)_{1-6}-S-$, $-NR_6-$, $-NR_6-NR_7-$, $-NR_6-(CH_2)_{1-6}-NR_7-$, $-NR_6-(CH_2)_{1-6}-NR_7-(CH_2)_{1-6}-NR_8-$, $-NR_6-C(O)-$, $-C(O)-NR_6-$, $-C(O)-(CH_2)_{0-6}-NR_6-(CH_2)_{0-6}-C(O)-$, $-NR_6-(CH_2)_{0-6}-C(O)-(CH_2)_{1-6}-C(O)-(CH_2)_{0-6}-NR_7-$, $-NR_6-C(O)-NR_7-$, $-NR_6-C(NR_7)-NR_8-$, $-O-(CH_2)_{1-6}-NR_6-(CH_2)_{1-6}-S-$, $-S-(CH_2)_{1-6}-NR_6-(CH_2)_{1-6}-O-$, $-S-(CH_2)_{1-6}-NR_6-(CH_2)_{1-6}-S-$, $-NR_6-(CH_2)_{1-6}-S-(CH_2)_{1-6}-NR_7-$ and $-SO_2-$ (wherein

R₆, R₇ and R₈ are independently selected from the group consisting of hydrogen, C₁₋₈alkyl, C₁₋₈alkoxy(C₁₋₈)alkyl, carboxyl(C₁₋₈)alkyl, amino(C₁₋₈)alkyl (wherein amino is substituted with a substituent independently selected from the group consisting of hydrogen and C₁₋₄alkyl), hydroxy(C₁₋₈)alkyl, heterocyclyl(C₁₋₈)alkyl, aryl(C₁₋₈)alkyl and heteroaryl(C₁₋₈)alkyl (wherein the foregoing heterocyclyl, aryl and heteroaryl substituents are optionally substituted with one to four substituents independently selected from the group consisting of C₁₋₈alkyl, C₁₋₈alkoxy, C₁₋₈alkoxy(C₁₋₈)alkyl, carboxyl, carboxyl(C₁₋₈)alkyl, amino (substituted with a substituent independently selected from the group consisting of hydrogen and C₁₋₄alkyl), amino(C₁₋₈)alkyl (wherein amino is substituted with a substituent independently selected from the group consisting of hydrogen and C₁₋₄alkyl), halogen, (halo)₁₋₃(C₁₋₈)alkyl, (halo)₁₋₃(C₁₋₈)alkoxy, hydroxy and hydroxy(C₁₋₈)alkyl; and, wherein heterocyclyl is optionally substituted with oxo));

with the proviso that, if A and E are selected from a hydrogen substituted carbon atom, then R₂ is selected from the group consisting of -C₂₋₈alkynyl-, -O-(C₁₋₈)alkyl-O-, -O-(C₂₋₈)alkenyl-O-, -O-(C₂₋₈)alkynyl-O-, -C(O)-(C₁₋₈)alkyl-C(O)- (wherein any of the foregoing alkyl, alkenyl and alkynyl linking groups are straight carbon chains optionally substituted with one to four substituents independently selected from the group consisting of C₁₋₈alkyl, C₁₋₈alkoxy, C₁₋₈alkoxy(C₁₋₈)alkyl, carboxyl, carboxyl(C₁₋₈)alkyl, -C(O)O-(C₁₋₈)alkyl, -C₁₋₈alkyl-C(O)O-(C₁₋₈)alkyl, amino (substituted with a substituent independently selected from the group consisting of hydrogen and C₁₋₄alkyl), amino(C₁₋₈)alkyl (wherein amino is substituted with a substituent independently selected from the group consisting of hydrogen and C₁₋₄alkyl), halogen, (halo)₁₋₃(C₁₋₈)alkyl, (halo)₁₋₃(C₁₋₈)alkoxy, hydroxy, hydroxy(C₁₋₈)alkyl and oxo; and, wherein any of the foregoing alkyl, alkenyl and alkynyl linking groups are optionally substituted with one to two substituents independently selected from the group consisting of heterocyclyl, aryl, heteroaryl, heterocyclyl(C₁₋₈)alkyl, aryl(C₁₋₈)alkyl, heteroaryl(C₁₋₈)alkyl, spirocycloalkyl and spiroheterocyclyl (wherein any of the foregoing cycloalkyl, heterocyclyl, aryl and heteroaryl substituents are optionally substituted with one to four substituents independently selected from the group consisting of C₁₋₈alkyl, C₁₋₈alkoxy, C₁₋₈alkoxy(C₁₋₈)alkyl, carboxyl, carboxyl(C₁₋₈)alkyl, amino (substituted with a substituent independently selected from the group consisting of hydrogen and

C_{1-4} alkyl), amino(C_{1-8})alkyl (wherein amino is substituted with a substituent independently selected from the group consisting of hydrogen and C_{1-4} alkyl), halogen, (halo) $_{1-3}(C_{1-8})$ alkyl, (halo) $_{1-3}(C_{1-8})$ alkoxy, hydroxy and hydroxy(C_{1-8})alkyl; and, wherein any of the foregoing heterocyclyl substituents are optionally substituted with oxo)), cycloalkyl (wherein cycloalkyl is optionally substituted with one to four substituents independently selected from the group consisting of C_{1-8} alkyl, C_{1-8} alkoxy, C_{1-8} alkoxy(C_{1-8})alkyl, carboxyl, carboxyl(C_{1-8})alkyl, amino (substituted with a substituent independently selected from the group consisting of hydrogen and C_{1-4} alkyl), amino(C_{1-8})alkyl (wherein amino is substituted with a substituent independently selected from the group consisting of hydrogen and C_{1-4} alkyl), amino(C_{1-8})alkyl (wherein amino is substituted with a substituent independently selected from the group consisting of hydrogen and C_{1-4} alkyl), halogen, (halo) $_{1-3}(C_{1-8})$ alkyl, (halo) $_{1-3}(C_{1-8})$ alkoxy, hydroxy and hydroxy(C_{1-8})alkyl), $-(O-(CH_2)_{1-6})_{1-5}-O-$, $-O-(CH_2)_{1-6}-O-(CH_2)_{1-6}-O-$, $-O-(CH_2)_{1-6}-O-(CH_2)_{1-6}-O-(CH_2)_{1-6}-O-$, $-(O-(CH_2)_{1-6})_{1-5}-NR_6-$, $-O-(CH_2)_{1-6}-NR_6-(CH_2)_{1-6}-O-$, $-O-(CH_2)_{1-6}-O-(CH_2)_{1-6}-NR_6-$, $-(O-(CH_2)_{1-6})_{0-5}-S-$, $-O-(CH_2)_{1-6}-S-(CH_2)_{1-6}-O-$, $-O-(CH_2)_{1-6}-O-(CH_2)_{1-6}-S-$, $-NR_6-NR_7-$, $-NR_6-(CH_2)_{1-6}-NR_7-$, $-NR_6-(CH_2)_{1-6}-NR_7-(CH_2)_{1-6}-NR_8-$, $-NR_9-C(O)-$, $-C(O)-NR_9-$, $-C(O)-(CH_2)_{0-6}-NR_6-(CH_2)_{0-6}-C(O)-$, $-NR_6-(CH_2)_{0-6}-C(O)-(CH_2)_{1-6}-C(O)-(CH_2)_{0-6}-NR_7-$, $-NR_6-C(O)-NR_7-$, $-NR_6-C(NR_7)-NR_8-$, $-O-(CH_2)_{1-6}-NR_6-(CH_2)_{1-6}-S-$, $-S-(CH_2)_{1-6}-NR_6-(CH_2)_{1-6}-O-$, $-S-(CH_2)_{1-6}-NR_6-(CH_2)_{1-6}-S-$ and $-NR_6-(CH_2)_{1-6}-S-(CH_2)_{1-6}-NR_7-$ (wherein R_6 , R_7 and R_8 are independently selected from the group consisting of hydrogen, C_{1-8} alkyl, C_{1-8} alkoxy(C_{1-8})alkyl, carboxyl(C_{1-8})alkyl, amino(C_{1-8})alkyl (wherein amino is substituted with a substituent independently selected from the group consisting of hydrogen and C_{1-4} alkyl), hydroxy(C_{1-8})alkyl, heterocyclyl(C_{1-8})alkyl, aryl(C_{1-8})alkyl and heteroaryl(C_{1-8})alkyl (wherein the foregoing heterocyclyl, aryl and heteroaryl substituents are optionally substituted with one to four substituents independently selected from the group consisting of C_{1-8} alkyl, C_{1-8} alkoxy, C_{1-8} alkoxy(C_{1-8})alkyl, carboxyl, carboxyl(C_{1-8})alkyl, amino (substituted with a substituent independently selected from the group consisting of hydrogen and C_{1-4} alkyl), amino(C_{1-8})alkyl (wherein amino is substituted with a substituent independently selected from the group consisting of hydrogen and C_{1-4} alkyl), amino(C_{1-8})alkyl (wherein amino is substituted with a substituent independently selected from the group consisting of hydrogen and C_{1-4} alkyl), halogen, (halo) $_{1-3}(C_{1-8})$ alkyl, (halo) $_{1-3}(C_{1-8})$ alkoxy, hydroxy and hydroxy(C_{1-8})alkyl; and, wherein heterocyclyl is optionally substituted with oxo); and, wherein R_9 is selected from the group

consisting of C₁₋₈alkyl, C₁₋₈alkoxy(C₁₋₈)alkyl, carboxyl(C₁₋₈)alkyl, amino(C₁₋₈)alkyl (wherein amino is substituted with a substituent independently selected from the group consisting of hydrogen and C₁₋₄alkyl), hydroxy(C₁₋₈)alkyl, heterocyclyl(C₁₋₈)alkyl, aryl(C₁₋₈)alkyl and heteroaryl(C₁₋₈)alkyl (wherein the
5 foregoing heterocyclyl, aryl and heteroaryl substituents are optionally substituted with one to four substituents independently selected from the group consisting of C₁₋₈alkyl, C₁₋₈alkoxy, C₁₋₈alkoxy(C₁₋₈)alkyl, carboxyl, carboxyl(C₁₋₈)alkyl, amino (substituted with a substituent independently selected from the group consisting of hydrogen and C₁₋₄alkyl), amino(C₁₋₈)alkyl (wherein amino is substituted with a
10 substituent independently selected from the group consisting of hydrogen and C₁₋₄alkyl), halogen, (halo)₁₋₃(C₁₋₈)alkyl, (halo)₁₋₃(C₁₋₈)alkoxy, hydroxy and hydroxy(C₁₋₈)alkyl; and, wherein heterocyclyl is optionally substituted with oxo)); and,

R₁ and R₃ are independently selected from the group consisting of hydrogen, C₁₋₈alkyl,
15 C₂₋₈alkenyl, C₂₋₈alkynyl (wherein alkyl, alkenyl and alkynyl are optionally substituted with a substituent selected from the group consisting of C₁₋₈alkoxy, alkoxy(C₁₋₈)alkyl, carboxyl, carboxyl(C₁₋₈)alkyl, amino (substituted with a substituent independently selected from the group consisting of hydrogen and C₁₋₄alkyl), amino(C₁₋₈)alkyl (wherein amino is substituted with a substituent
20 independently selected from the group consisting of hydrogen and C₁₋₄alkyl), (halo)₁₋₃, (halo)₁₋₃(C₁₋₈)alkyl, (halo)₁₋₃(C₁₋₈)alkoxy, hydroxy, hydroxy(C₁₋₈)alkyl and oxo), C₁₋₈alkoxy, C₁₋₈alkoxycarbonyl, (halo)₁₋₃(C₁₋₈)alkoxy, C₁₋₈alkylthio, aryl, heteroaryl (wherein aryl and heteroaryl are optionally substituted with a substituent selected from the group consisting of C₁₋₈alkyl, C₁₋₈alkoxy, alkoxy(C₁₋₈)alkyl,
25 carboxyl, carboxyl(C₁₋₈)alkyl, amino (substituted with a substituent independently selected from the group consisting of hydrogen and C₁₋₄alkyl), amino(C₁₋₈)alkyl (wherein amino is substituted with a substituent independently selected from the group consisting of hydrogen and C₁₋₄alkyl), halogen, (halo)₁₋₃(C₁₋₈)alkyl, (halo)₁₋₃(C₁₋₈)alkoxy, hydroxy and hydroxy(C₁₋₈)alkyl), amino (substituted with a
30 substituent independently selected from the group consisting of hydrogen and C₁₋₄alkyl), cyano, halogen, hydroxy and nitro;

and pharmaceutically acceptable salts thereof.

2. The compound of claim 1 wherein R₄ and R₅ are independently selected from C₁₋₆alkyl, C₂₋₆alkenyl and C₂₋₆alkynyl optionally substituted with oxo.
3. The compound of claim 1 wherein R₄ and R₅ are independently selected from
5 C₁₋₆alkyl, C₂₋₆alkenyl and C₂₋₆alkynyl.
4. The compound of claim 1 wherein R₄ and R₅ are independently selected from C₁₋₆alkyl.
5. The compound of claim 1 wherein R₂ is selected from the group consisting of
10 -C₁₋₈alkyl-, -C₂₋₄alkenyl-, -C₂₋₄alkynyl-, -O-(C₁₋₄)alkyl-O-, -O-(C₂₋₄)alkenyl-O-,
-O-(C₂₋₄)alkynyl-O-, -C(O)-(C₁₋₄)alkyl-C(O)- (wherein any of the foregoing
alkyl, alkenyl and alkynyl linking groups are straight carbon chains optionally
substituted with one to four substituents independently selected from the group
consisting of C₁₋₄alkyl, C₁₋₄alkoxy, C₁₋₄alkoxy(C₁₋₄)alkyl, carboxyl,
carboxyl(C₁₋₄)alkyl, -C(O)O-(C₁₋₄)alkyl, -C₁₋₄alkyl-C(O)O-(C₁₋₄)alkyl, amino
15 (substituted with a substituent independently selected from the group consisting
of hydrogen and C₁₋₄alkyl), amino(C₁₋₄)alkyl (wherein amino is substituted with
a substituent independently selected from the group consisting of hydrogen and
C₁₋₄alkyl), halogen, (halo)₁₋₃(C₁₋₄)alkyl, (halo)₁₋₃(C₁₋₄)alkoxy, hydroxy,
hydroxy(C₁₋₄)alkyl and oxo; and, wherein any of the foregoing alkyl, alkenyl
20 and alkynyl linking groups are optionally substituted with one to two
substituents independently selected from the group consisting of heterocyclyl,
aryl, heteroaryl, heterocyclyl(C₁₋₄)alkyl, aryl(C₁₋₄)alkyl, heteroaryl(C₁₋₄)alkyl,
spirocycloalkyl and spiroheterocyclyl (wherein any of the foregoing cycloalkyl,
heterocyclyl, aryl and heteroaryl substituents are optionally substituted with one
25 to four substituents independently selected from the group consisting of
C₁₋₄alkyl, C₁₋₄alkoxy, C₁₋₄alkoxy(C₁₋₄)alkyl, carboxyl, carboxyl(C₁₋₄)alkyl,
amino (substituted with a substituent independently selected from the group
consisting of hydrogen and C₁₋₄alkyl), amino(C₁₋₄)alkyl (wherein amino is

substituted with a substituent independently selected from the group consisting of hydrogen and C₁₋₄alkyl), halogen, (halo)₁₋₃(C₁₋₄)alkyl, (halo)₁₋₃(C₁₋₄)alkoxy, hydroxy and hydroxy(C₁₋₄)alkyl; and, wherein any of the foregoing heterocyclyl substituents are optionally substituted with oxo)), cycloalkyl, heterocyclyl, aryl, heteroaryl (wherein cycloalkyl, heterocyclyl, aryl and heteroaryl are optionally substituted with one to four substituents independently selected from the group consisting of C₁₋₄alkyl, C₁₋₄alkoxy, C₁₋₄alkoxy(C₁₋₄)alkyl, carboxyl, carboxyl(C₁₋₄)alkyl, amino (substituted with a substituent independently selected from the group consisting of hydrogen and C₁₋₄alkyl), amino(C₁₋₄)alkyl (wherein amino is substituted with a substituent independently selected from the group consisting of hydrogen and C₁₋₄alkyl), halogen, (halo)₁₋₃(C₁₋₄)alkyl, (halo)₁₋₃(C₁₋₄)alkoxy, hydroxy and hydroxy(C₁₋₄)alkyl; and, wherein heterocyclyl is optionally substituted with oxo), -(O-(CH₂)₁₋₆)₀₋₅-O-, -O-(CH₂)₁₋₆-O-(CH₂)₁₋₆-O-, -O-(CH₂)₁₋₆-O-(CH₂)₁₋₆-O-(CH₂)₁₋₆-O-, -(O-(CH₂)₁₋₆)₀₋₅-NR₆-, -O-(CH₂)₁₋₆-NR₆-(CH₂)₁₋₆-O-, -O-(CH₂)₁₋₆-O-(CH₂)₁₋₆-NR₆-, -(O-(CH₂)₁₋₆)₀₋₅-S-, -O-(CH₂)₁₋₆-S-(CH₂)₁₋₆-O-, -O-(CH₂)₁₋₆-O-(CH₂)₁₋₆-S-, -NR₆-, -NR₆-NR₇-, -NR₆-(CH₂)₁₋₆-NR₇-, -NR₆-(CH₂)₁₋₆-NR₇-(CH₂)₁₋₆-NR₈-, -NR₆-C(O)-, -C(O)-NR₆-, -C(O)-(CH₂)₀₋₆-NR₆-(CH₂)₀₋₆-C(O)-, -NR₆-(CH₂)₀₋₆-C(O)-(CH₂)₁₋₆-C(O)-(CH₂)₀₋₆-NR₇-, -NR₆-C(O)-NR₇-, -NR₆-C(NR₇)-NR₈-, -O-(CH₂)₁₋₆-NR₆-(CH₂)₁₋₆-S-, -S-(CH₂)₁₋₆-NR₆-(CH₂)₁₋₆-O-, -S-(CH₂)₁₋₆-NR₆-(CH₂)₁₋₆-S-, -NR₆-(CH₂)₁₋₆-S-(CH₂)₁₋₆-NR₇- and -SO₂- (wherein R₆, R₇ and R₈ are independently selected from the group consisting of hydrogen, C₁₋₄alkyl, C₁₋₄alkoxy(C₁₋₄)alkyl, carboxyl(C₁₋₄)alkyl, amino(C₁₋₄)alkyl (wherein amino is substituted with a substituent independently selected from the group consisting of hydrogen and C₁₋₄alkyl), hydroxy(C₁₋₄)alkyl, heterocyclyl(C₁₋₄)alkyl, aryl(C₁₋₄)alkyl and heteroaryl(C₁₋₄)alkyl (wherein the foregoing heterocyclyl, aryl and heteroaryl substituents are optionally substituted with one to four substituents independently selected from the group consisting of C₁₋₄alkyl, C₁₋₄alkoxy, C₁₋₄alkoxy(C₁₋₄)alkyl, carboxyl, carboxyl(C₁₋₄)alkyl, amino (substituted with a substituent independently selected from the group consisting of hydrogen and C₁₋₄alkyl), amino(C₁₋₄)alkyl (wherein amino is substituted with a substituent

independently selected from the group consisting of hydrogen and C₁₋₄alkyl), halogen, (halo)₁₋₃(C₁₋₄)alkyl, (halo)₁₋₃(C₁₋₄)alkoxy, hydroxy and hydroxy(C₁₋₄)alkyl; and, wherein heterocyclyl is optionally substituted with oxo));

5 with the proviso that, if A and E are selected from a hydrogen substituted carbon atom, then R₂ is selected from the group consisting of -C₂₋₄alkynyl-, -O-(C₁₋₄)alkyl-O-, -O-(C₂₋₄)alkenyl-O-, -O-(C₂₋₄)alkynyl-O-, -C(O)-(C₁₋₄)alkyl-C(O)- (wherein any of the foregoing alkyl, alkenyl and alkynyl linking groups are straight carbon chains optionally substituted with one
10 to four substituents independently selected from the group consisting of C₁₋₄alkyl, C₁₋₄alkoxy, C₁₋₄alkoxy(C₁₋₄)alkyl, carboxyl, carboxyl(C₁₋₄)alkyl, -C(O)O-(C₁₋₄)alkyl, -C₁₋₄alkyl-C(O)O-(C₁₋₄)alkyl, amino (substituted with a substituent independently selected from the group consisting of hydrogen and C₁₋₄alkyl), amino(C₁₋₄)alkyl (wherein amino is substituted with a substituent
15 independently selected from the group consisting of hydrogen and C₁₋₄alkyl), halogen, (halo)₁₋₃(C₁₋₄)alkyl, (halo)₁₋₃(C₁₋₄)alkoxy, hydroxy, hydroxy(C₁₋₄)alkyl and oxo; and, wherein any of the foregoing alkyl, alkenyl and alkynyl linking groups are optionally substituted with one to two substituents independently selected from the group consisting of heterocyclyl, aryl, heteroaryl,
20 heterocyclyl(C₁₋₄)alkyl, aryl(C₁₋₄)alkyl, heteroaryl(C₁₋₄)alkyl, spirocycloalkyl and spiroheterocyclyl (wherein any of the foregoing cycloalkyl, heterocyclyl, aryl and heteroaryl substituents are optionally substituted with one to four substituents independently selected from the group consisting of C₁₋₄alkyl, C₁₋₄alkoxy, C₁₋₄alkoxy(C₁₋₄)alkyl, carboxyl, carboxyl(C₁₋₄)alkyl, amino
25 (substituted with a substituent independently selected from the group consisting of hydrogen and C₁₋₄alkyl), amino(C₁₋₄)alkyl (wherein amino is substituted with a substituent independently selected from the group consisting of hydrogen and C₁₋₄alkyl), halogen, (halo)₁₋₃(C₁₋₄)alkyl, (halo)₁₋₃(C₁₋₄)alkoxy, hydroxy and hydroxy(C₁₋₄)alkyl; and, wherein any of the foregoing heterocyclyl substituents
30 are optionally substituted with oxo)), cycloalkyl (wherein cycloalkyl is optionally substituted with one to four substituents independently selected from the group consisting of C₁₋₄alkyl, C₁₋₄alkoxy, C₁₋₄alkoxy(C₁₋₄)alkyl, carboxyl, carboxyl(C₁₋₄)alkyl, amino (substituted with a substituent independently

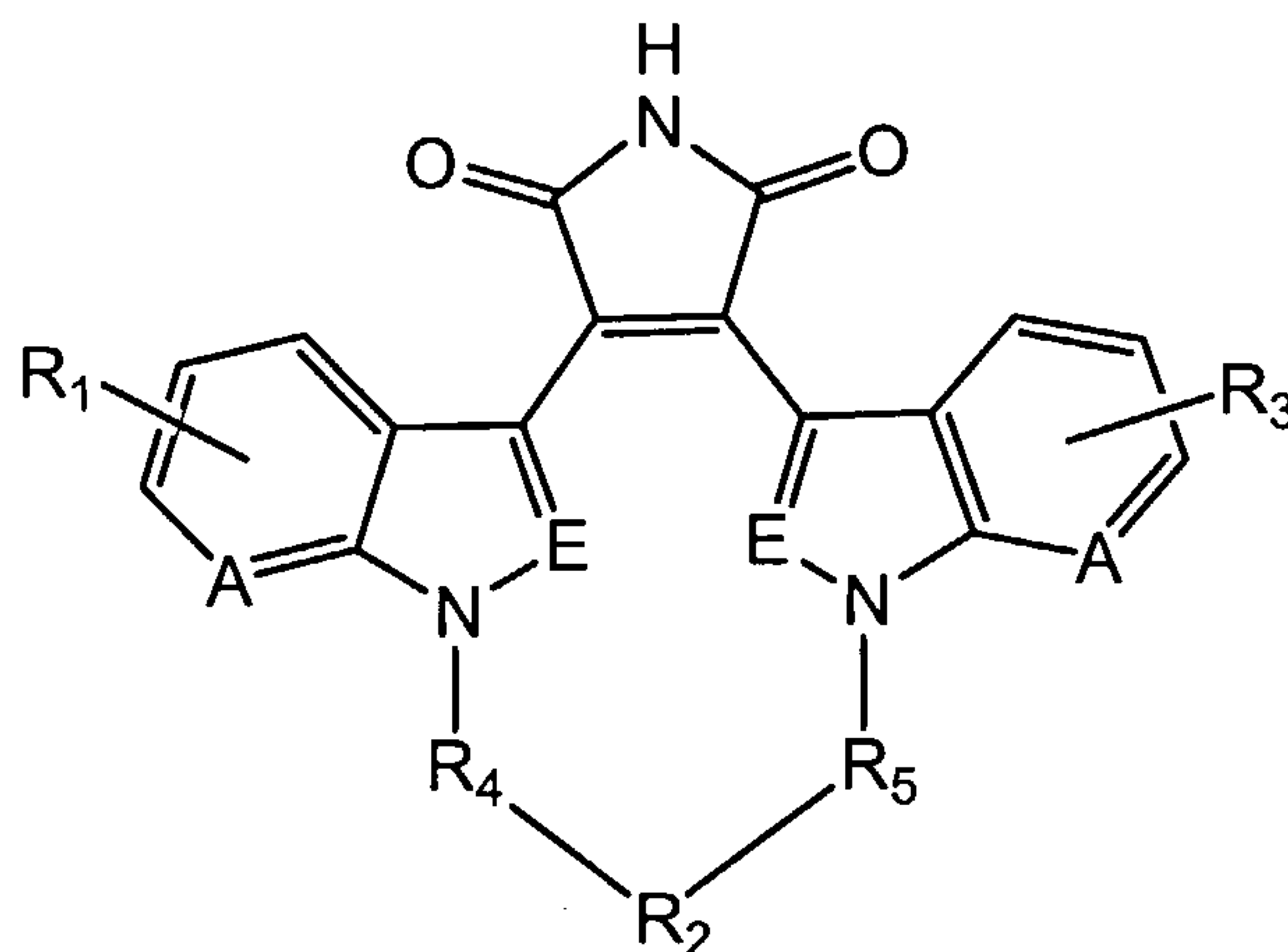
selected from the group consisting of hydrogen and C₁₋₄alkyl), amino(C₁₋₄)alkyl
 (wherein amino is substituted with a substituent independently selected from the
 group consisting of hydrogen and C₁₋₄alkyl), halogen, (halo)₁₋₃(C₁₋₄)alkyl,
 (halo)₁₋₃(C₁₋₄)alkoxy, hydroxy and hydroxy(C₁₋₄)alkyl), -(O-(CH₂)₁₋₆)₁₋₅-O-,
 5 -O-(CH₂)₁₋₆-O-(CH₂)₁₋₆-O-, -O-(CH₂)₁₋₆-O-(CH₂)₁₋₆-O-(CH₂)₁₋₆-O-,
 -(O-(CH₂)₁₋₆)₁₋₅-NR₆-, -O-(CH₂)₁₋₆-NR₆-(CH₂)₁₋₆-O-,
 -O-(CH₂)₁₋₆-O-(CH₂)₁₋₆-NR₆-, -(O-(CH₂)₁₋₆)₀₋₅-S-, -O-(CH₂)₁₋₆-S-(CH₂)₁₋₆-O-,
 -O-(CH₂)₁₋₆-O-(CH₂)₁₋₆-S-, -NR₆-NR₇-, -NR₆-(CH₂)₁₋₆-NR₇-,
 -NR₆-(CH₂)₁₋₆-NR₇-(CH₂)₁₋₆-NR₈-, -NR₉-C(O)-, -C(O)-NR₉-,
 10 -C(O)-(CH₂)₀₋₆-NR₆-(CH₂)₀₋₆-C(O)-,
 -NR₆-(CH₂)₀₋₆-C(O)-(CH₂)₁₋₆-C(O)-(CH₂)₀₋₆-NR₇-, -NR₆-C(O)-NR₇-,
 -NR₆-C(NR₇)-NR₈-, -O-(CH₂)₁₋₆-NR₆-(CH₂)₁₋₆-S-, -S-(CH₂)₁₋₆-NR₆-(CH₂)₁₋₆-O-,
 -S-(CH₂)₁₋₆-NR₆-(CH₂)₁₋₆-S- and -NR₆-(CH₂)₁₋₆-S-(CH₂)₁₋₆-NR₇- (wherein R₆,
 R₇ and R₈ are independently selected from the group consisting of hydrogen,
 15 C₁₋₄alkyl, C₁₋₄alkoxy(C₁₋₄)alkyl, carboxyl(C₁₋₄)alkyl, amino(C₁₋₄)alkyl (wherein
 amino is substituted with a substituent independently selected from the group
 consisting of hydrogen and C₁₋₄alkyl), hydroxy(C₁₋₄)alkyl,
 heterocyclyl(C₁₋₄)alkyl, aryl(C₁₋₄)alkyl and heteroaryl(C₁₋₄)alkyl (wherein the
 foregoing heterocyclyl, aryl and heteroaryl substituents are optionally
 20 substituted with one to four substituents independently selected from the group
 consisting of C₁₋₄alkyl, C₁₋₄alkoxy, C₁₋₄alkoxy(C₁₋₄)alkyl, carboxyl,
 carboxyl(C₁₋₄)alkyl, amino (substituted with a substituent independently
 selected from the group consisting of hydrogen and C₁₋₄alkyl), amino(C₁₋₄)alkyl
 (wherein amino is substituted with a substituent independently selected from the
 25 group consisting of hydrogen and C₁₋₄alkyl), halogen, (halo)₁₋₃(C₁₋₄)alkyl,
 (halo)₁₋₃(C₁₋₄)alkoxy, hydroxy and hydroxy(C₁₋₄)alkyl; and, wherein
 heterocyclyl is optionally substituted with oxo); and, wherein R₉ is selected
 from the group consisting of C₁₋₄alkyl, C₁₋₄alkoxy(C₁₋₄)alkyl,
 carboxyl(C₁₋₄)alkyl, amino(C₁₋₄)alkyl (wherein amino is substituted with a
 30 substituent independently selected from the group consisting of hydrogen and
 C₁₋₄alkyl), hydroxy(C₁₋₄)alkyl, heterocyclyl(C₁₋₄)alkyl, aryl(C₁₋₄)alkyl and
 heteroaryl(C₁₋₄)alkyl (wherein the foregoing heterocyclyl, aryl and heteroaryl
 substituents are optionally substituted with one to four substituents

- independently selected from the group consisting of C₁₋₄alkyl, C₁₋₄alkoxy, C₁₋₄alkoxy(C₁₋₄)alkyl, carboxyl, carboxyl(C₁₋₄)alkyl, amino (substituted with a substituent independently selected from the group consisting of hydrogen and C₁₋₄alkyl), amino(C₁₋₄)alkyl (wherein amino is substituted with a substituent independently selected from the group consisting of hydrogen and C₁₋₄alkyl), halogen, (halo)₁₋₃(C₁₋₄)alkyl, (halo)₁₋₃(C₁₋₄)alkoxy, hydroxy and hydroxy(C₁₋₄)alkyl; and, wherein heterocyclyl is optionally substituted with oxo)).
- 5
6. The compound of claim 1 wherein R₂ is selected from the group consisting of
- 10 -C₁₋₈alkyl- (optionally substituted with one to three substituents independently selected from the group consisting of halogen, hydroxy and oxo); aryl, heteroaryl, -(O-(CH₂)₁₋₆)₀₋₅-O-, -O-(CH₂)₁₋₆-NR₆-(CH₂)₁₋₆-O-, -O-(CH₂)₁₋₆-S-(CH₂)₁₋₆-O- and -NR₆- (wherein R₆, R₇ and R₈ are independently selected from the group consisting of hydrogen, C₁₋₄alkyl and
- 15 C₁₋₄alkoxy(C₁₋₄)alkyl);
- with the proviso that, if A and E are selected from a hydrogen substituted carbon atom, then R₂ is selected from the group consisting of -(O-(CH₂)₁₋₆)₁₋₅-O-, -(O-(CH₂)₁₋₆)₁₋₅-NR₆-, -O-(CH₂)₁₋₆-NR₆-(CH₂)₁₋₆-O- and -NR₆-(CH₂)₁₋₆-NR₇-(CH₂)₁₋₆-NR₈- (wherein R₆, R₇ and R₈ are independently
- 20 selected from the group consisting of hydrogen, C₁₋₄alkyl and hydroxy(C₁₋₄)alkyl).
7. The compound of claim 1 wherein R₂ is selected from the group consisting of
- C₁₋₈alkyl- (optionally substituted with one to two substituents independently selected from the group consisting of halogen, hydroxy and oxo); phenyl,
- 25 pyridinyl, -(O-(CH₂)₂)₁₋₄-O-, -O-(CH₂)₂-NR₆-(CH₂)₂-O-, -O-(CH₂)₂-S-(CH₂)₂-O- and -NR₆- (wherein R₆, R₇ and R₈ are independently selected from the group consisting of hydrogen, C₁₋₃alkyl and C₁₋₂alkoxy(C₁₋₂)alkyl);
- with the proviso that, if A and E are selected from a hydrogen substituted carbon atom, then R₂ is selected from the group consisting of -(O-(CH₂)₂)₁₋₄-O-, -(O-(CH₂)₂)₂-NR₆-, -O-(CH₂)₂-NR₆-(CH₂)₂-O- and
- 30

-NR₆-(CH₂)₂-NR₇-(CH₂)₂-NR₈- (wherein R₆, R₇ and R₈ are independently selected from the group consisting of hydrogen, C₁₋₃alkyl and hydroxy(C₁₋₂)alkyl).

8. The compound of claim 1 wherein R₁ and R₃ are independently selected from the group consisting of hydrogen, C₁₋₄alkyl, C₂₋₄alkenyl, C₂₋₄alkynyl (wherein alkyl, alkenyl and alkynyl are optionally substituted with a substituent selected from the group consisting of C₁₋₄alkoxy, alkoxy(C₁₋₄)alkyl, carboxyl, carboxyl(C₁₋₄)alkyl, amino (substituted with a substituent independently selected from the group consisting of hydrogen and C₁₋₄alkyl), amino(C₁₋₄)alkyl (wherein amino is substituted with a substituent independently selected from the group consisting of hydrogen and C₁₋₄alkyl), (halo)₁₋₃, (halo)₁₋₃(C₁₋₄)alkyl, (halo)₁₋₃(C₁₋₄)alkoxy, hydroxy, hydroxy(C₁₋₄)alkyl and oxo), C₁₋₄alkoxy, C₁₋₄alkoxycarbonyl, (halo)₁₋₃(C₁₋₄)alkoxy, C₁₋₄alkylthio, aryl, heteroaryl (wherein aryl and heteroaryl are optionally substituted with a substituent selected from the group consisting of C₁₋₄alkyl, C₁₋₄alkoxy, alkoxy(C₁₋₄)alkyl, carboxyl, carboxyl(C₁₋₄)alkyl, amino (substituted with a substituent independently selected from the group consisting of hydrogen and C₁₋₄alkyl), amino(C₁₋₄)alkyl (wherein amino is substituted with a substituent independently selected from the group consisting of hydrogen and C₁₋₄alkyl), halogen, (halo)₁₋₃(C₁₋₄)alkyl, (halo)₁₋₃(C₁₋₄)alkoxy, hydroxy and hydroxy(C₁₋₄)alkyl), amino (substituted with a substituent independently selected from the group consisting of hydrogen and C₁₋₄alkyl), cyano, halogen, hydroxy and nitro.
9. The compound of claim 1 wherein R₁ and R₃ are independently selected from the group consisting of hydrogen, C₁₋₄alkyl (optionally substituted with a substituent selected from the group consisting of C₁₋₄alkoxy, amino (substituted with a substituent independently selected from the group consisting of hydrogen and C₁₋₄alkyl), (halo)₁₋₃, hydroxy and oxo), C₁₋₄alkoxy, C₁₋₄alkoxycarbonyl, (halo)₁₋₃(C₁₋₄)alkoxy, amino (substituted with a substituent independently selected from the group consisting of hydrogen and C₁₋₄alkyl), halogen, hydroxy and nitro.

10. The compound of claim 1 wherein R₁ and R₃ are hydrogen.
11. The compound of claim 1 wherein a compound of Formula (I) is selected from a compound of Formula (Iaa):

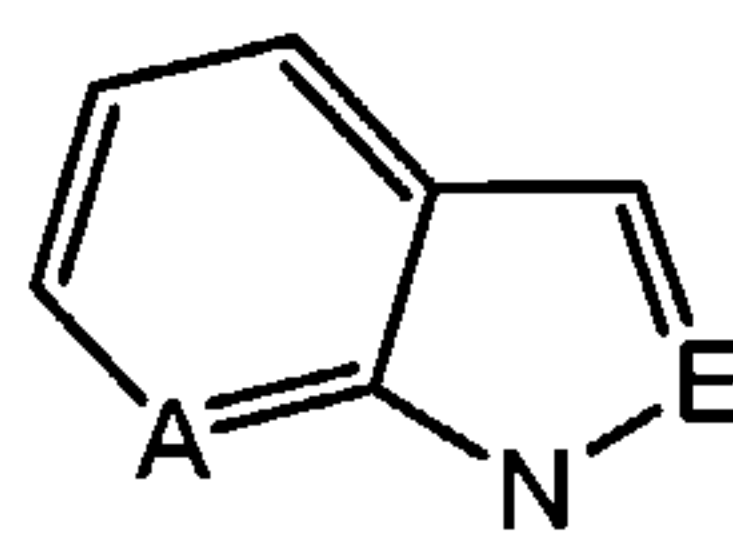


Formula (Iaa)

wherein

- 5 A and E are independently selected from the group consisting of a hydrogen substituted

carbon atom and a nitrogen atom; wherein



is independently selected

from the group consisting of 1*H*-indole, 1*H*-pyrrolo[2,3-*b*]pyridine and 1*H*-indazole;

- 10 R₄ and R₅ are independently selected from C₁₋₈alkyl, C₂₋₈alkenyl and C₂₋₈alkynyl optionally substituted with oxo;

- 15 R₂ is selected from the group consisting of -C₁₋₈alkyl-, -C₂₋₈alkenyl-, -C₂₋₈alkynyl-, -O-(C₁₋₈)alkyl-O-, -O-(C₂₋₈)alkenyl-O-, -O-(C₂₋₈)alkynyl-O-, -C(O)-(C₁₋₈)alkyl-C(O)- (wherein any of the foregoing alkyl, alkenyl and alkynyl linking groups are straight carbon chains optionally substituted with one to four substituents independently selected from the group consisting of C₁₋₈alkyl, C₁₋₈alkoxy, C₁₋₈alkoxy(C₁₋₈)alkyl, carboxyl, carboxyl(C₁₋₈)alkyl, -C(O)O-(C₁₋₈)alkyl, -C₁₋₈alkyl-C(O)O-(C₁₋₈)alkyl, amino (substituted with a substituent independently selected from the group consisting of hydrogen and

C_{1-4} alkyl), amino(C_{1-8})alkyl (wherein amino is substituted with a substituent independently selected from the group consisting of hydrogen and C_{1-4} alkyl), halogen, (halo) $_{1-3}(C_{1-8})$ alkyl, (halo) $_{1-3}(C_{1-8})$ alkoxy, hydroxy, hydroxy(C_{1-8})alkyl and oxo; and, wherein any of the foregoing alkyl, alkenyl and alkynyl linking groups are optionally substituted with one to two substituents independently selected from the group consisting of heterocyclyl, aryl, heteroaryl, heterocyclyl(C_{1-8})alkyl, aryl(C_{1-8})alkyl, heteroaryl(C_{1-8})alkyl, spirocycloalkyl and spiroheterocyclyl (wherein any of the foregoing cycloalkyl, heterocyclyl, aryl and heteroaryl substituents are optionally substituted with one to four substituents independently selected from the group consisting of C_{1-8} alkyl, C_{1-8} alkoxy, C_{1-8} alkoxy(C_{1-8})alkyl, carboxyl, carboxyl(C_{1-8})alkyl, amino (substituted with a substituent independently selected from the group consisting of hydrogen and C_{1-4} alkyl), amino(C_{1-8})alkyl (wherein amino is substituted with a substituent independently selected from the group consisting of hydrogen and C_{1-4} alkyl), halogen, (halo) $_{1-3}(C_{1-8})$ alkyl, (halo) $_{1-3}(C_{1-8})$ alkoxy, hydroxy and hydroxy(C_{1-8})alkyl; and, wherein any of the foregoing heterocyclyl substituents are optionally substituted with oxo)), cycloalkyl, heterocyclyl, aryl, heteroaryl (wherein cycloalkyl, heterocyclyl, aryl and heteroaryl are optionally substituted with one to four substituents independently selected from the group consisting of C_{1-8} alkyl, C_{1-8} alkoxy, C_{1-8} alkoxy(C_{1-8})alkyl, carboxyl, carboxyl(C_{1-8})alkyl, amino (substituted with a substituent independently selected from the group consisting of hydrogen and C_{1-4} alkyl), amino(C_{1-8})alkyl (wherein amino is substituted with a substituent independently selected from the group consisting of hydrogen and C_{1-4} alkyl), halogen, (halo) $_{1-3}(C_{1-8})$ alkyl, (halo) $_{1-3}(C_{1-8})$ alkoxy, hydroxy and hydroxy(C_{1-8})alkyl; and, wherein heterocyclyl is optionally substituted with oxo), $-(O-(CH_2)_{1-6})_{0-5}-O-$, $-O-(CH_2)_{1-6}-O-(CH_2)_{1-6}-O-$, $-O-(CH_2)_{1-6}-O-(CH_2)_{1-6}-O-(CH_2)_{1-6}-O-$, $-(O-(CH_2)_{1-6})_{0-5}-NR_6-$, $-O-(CH_2)_{1-6}-NR_6-(CH_2)_{1-6}-O-$, $-O-(CH_2)_{1-6}-O-(CH_2)_{1-6}-NR_6-$, $-(O-(CH_2)_{1-6})_{0-5}-S-$, $-O-(CH_2)_{1-6}-S-(CH_2)_{1-6}-O-$, $-O-(CH_2)_{1-6}-O-(CH_2)_{1-6}-S-$, $-NR_6-$, $-NR_6-NR_7-$, $-NR_6-(CH_2)_{1-6}-NR_7-$, $-NR_6-(CH_2)_{1-6}-NR_7-(CH_2)_{1-6}-NR_8-$, $-NR_6-C(O)-$, $-C(O)-NR_6-$, $-C(O)-(CH_2)_{0-6}-NR_6-(CH_2)_{0-6}-C(O)-$, $-NR_6-(CH_2)_{0-6}-C(O)-(CH_2)_{1-6}-C(O)-(CH_2)_{0-6}-NR_7-$, $-NR_6-C(O)-NR_7-$, $-NR_6-C(NR_7)-NR_8-$, $-O-(CH_2)_{1-6}-NR_6-(CH_2)_{1-6}-S-$, $-S-(CH_2)_{1-6}-NR_6-(CH_2)_{1-6}-O-$, $-S-(CH_2)_{1-6}-NR_6-(CH_2)_{1-6}-S-$, $-NR_6-(CH_2)_{1-6}-S-(CH_2)_{1-6}-NR_7-$ and $-SO_2-$ (wherein

R_6 , R_7 and R_8 are independently selected from the group consisting of hydrogen, C_{1-8} alkyl, C_{1-8} alkoxy(C_{1-8})alkyl, carboxyl(C_{1-8})alkyl, amino(C_{1-8})alkyl (wherein amino is substituted with a substituent independently selected from the group consisting of hydrogen and C_{1-4} alkyl), hydroxy(C_{1-8})alkyl, heterocyclyl(C_{1-8})alkyl, aryl(C_{1-8})alkyl and heteroaryl(C_{1-8})alkyl (wherein the foregoing heterocyclyl, aryl and heteroaryl substituents are optionally substituted with one to four substituents independently selected from the group consisting of C_{1-8} alkyl, C_{1-8} alkoxy, C_{1-8} alkoxy(C_{1-8})alkyl, carboxyl, carboxyl(C_{1-8})alkyl, amino (substituted with a substituent independently selected from the group consisting of hydrogen and C_{1-4} alkyl), amino(C_{1-8})alkyl (wherein amino is substituted with a substituent independently selected from the group consisting of hydrogen and C_{1-4} alkyl), halogen, (halo)₁₋₃(C_{1-8})alkyl, (halo)₁₋₃(C_{1-8})alkoxy, hydroxy and hydroxy(C_{1-8})alkyl; and, wherein heterocyclyl is optionally substituted with oxo));

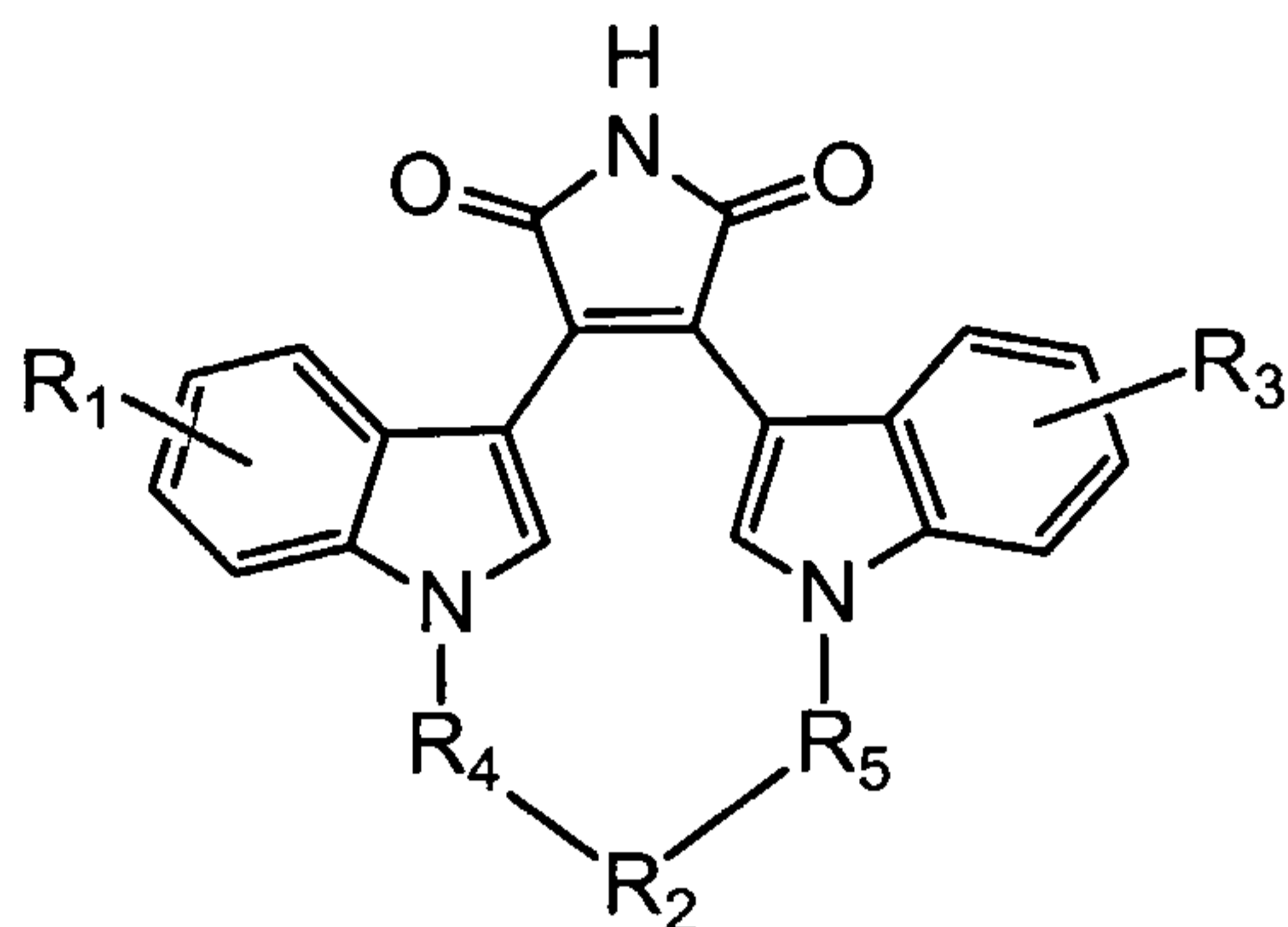
with the proviso that, if A and E are selected from a hydrogen substituted carbon atom, then R_2 is selected from the group consisting of $-C_{2-8}$ alkynyl-, $-O-(C_{1-8})alkyl-O-$, $-O-(C_{2-8})alkenyl-O-$, $-O-(C_{2-8})alkynyl-O-$, $-C(O)-(C_{1-8})alkyl-C(O)-$ (wherein any of the foregoing alkyl, alkenyl and alkynyl linking groups are straight carbon chains optionally substituted with one to four substituents independently selected from the group consisting of C_{1-8} alkyl, C_{1-8} alkoxy, C_{1-8} alkoxy(C_{1-8})alkyl, carboxyl, carboxyl(C_{1-8})alkyl, $-C(O)O-(C_{1-8})alkyl$, $-C_{1-8}alkyl-C(O)O-(C_{1-8})alkyl$, amino (substituted with a substituent independently selected from the group consisting of hydrogen and C_{1-4} alkyl), amino(C_{1-8})alkyl (wherein amino is substituted with a substituent independently selected from the group consisting of hydrogen and C_{1-4} alkyl), halogen, (halo)₁₋₃(C_{1-8})alkyl, (halo)₁₋₃(C_{1-8})alkoxy, hydroxy, hydroxy(C_{1-8})alkyl and oxo; and, wherein any of the foregoing alkyl, alkenyl and alkynyl linking groups are optionally substituted with one to two substituents independently selected from the group consisting of heterocyclyl, aryl, heteroaryl, heterocyclyl(C_{1-8})alkyl, aryl(C_{1-8})alkyl, heteroaryl(C_{1-8})alkyl, spirocycloalkyl and spiroheterocyclyl (wherein any of the foregoing cycloalkyl, heterocyclyl, aryl and heteroaryl substituents are optionally substituted with one to four substituents independently selected from the group consisting of C_{1-8} alkyl, C_{1-8} alkoxy, C_{1-8} alkoxy(C_{1-8})alkyl, carboxyl, carboxyl(C_{1-8})alkyl, amino (substituted with a substituent independently selected from the group consisting of hydrogen and

C_{1-4} alkyl), amino(C_{1-8})alkyl (wherein amino is substituted with a substituent independently selected from the group consisting of hydrogen and C_{1-4} alkyl), halogen, (halo) $_{1-3}(C_{1-8})$ alkyl, (halo) $_{1-3}(C_{1-8})$ alkoxy, hydroxy and hydroxy(C_{1-8})alkyl; and, wherein any of the foregoing heterocyclyl substituents are optionally substituted with oxo)), cycloalkyl (wherein cycloalkyl is optionally substituted with one to four substituents independently selected from the group consisting of C_{1-8} alkyl, C_{1-8} alkoxy, C_{1-8} alkoxy(C_{1-8})alkyl, carboxyl, carboxyl(C_{1-8})alkyl, amino (substituted with a substituent independently selected from the group consisting of hydrogen and C_{1-4} alkyl), amino(C_{1-8})alkyl (wherein amino is substituted with a substituent independently selected from the group consisting of hydrogen and C_{1-4} alkyl), halogen, (halo) $_{1-3}(C_{1-8})$ alkyl, (halo) $_{1-3}(C_{1-8})$ alkoxy, hydroxy and hydroxy(C_{1-8})alkyl), $-(O-(CH_2)_{1-6})_{1-5}-O-$, $-O-(CH_2)_{1-6}-O-(CH_2)_{1-6}-O-$, $-O-(CH_2)_{1-6}-O-(CH_2)_{1-6}-O-(CH_2)_{1-6}-O-$, $-(O-(CH_2)_{1-6})_{1-5}-NR_6-$, $-O-(CH_2)_{1-6}-NR_6-(CH_2)_{1-6}-O-$, $-O-(CH_2)_{1-6}-O-(CH_2)_{1-6}-NR_6-$, $-(O-(CH_2)_{1-6})_{0-5}-S-$, $-O-(CH_2)_{1-6}-S-(CH_2)_{1-6}-O-$, $-O-(CH_2)_{1-6}-O-(CH_2)_{1-6}-S-$, $-NR_6-NR_7-$, $-NR_6-(CH_2)_{1-6}-NR_7-$, $-NR_6-(CH_2)_{1-6}-NR_7-(CH_2)_{1-6}-NR_8-$, $-NR_9-C(O)-$, $-C(O)-NR_9-$, $-C(O)-(CH_2)_{0-6}-NR_6-(CH_2)_{0-6}-C(O)-$, $-NR_6-(CH_2)_{0-6}-C(O)-(CH_2)_{1-6}-C(O)-(CH_2)_{0-6}-NR_7-$, $-NR_6-C(O)-NR_7-$, $-NR_6-C(NR_7)-NR_8-$, $-O-(CH_2)_{1-6}-NR_6-(CH_2)_{1-6}-S-$, $-S-(CH_2)_{1-6}-NR_6-(CH_2)_{1-6}-O-$, $-S-(CH_2)_{1-6}-NR_6-(CH_2)_{1-6}-S-$ and $-NR_6-(CH_2)_{1-6}-S-(CH_2)_{1-6}-NR_7-$ (wherein R_6 , R_7 and R_8 are independently selected from the group consisting of hydrogen, C_{1-8} alkyl, C_{1-8} alkoxy(C_{1-8})alkyl, carboxyl(C_{1-8})alkyl, amino(C_{1-8})alkyl (wherein amino is substituted with a substituent independently selected from the group consisting of hydrogen and C_{1-4} alkyl), hydroxy(C_{1-8})alkyl, heterocyclyl(C_{1-8})alkyl, aryl(C_{1-8})alkyl and heteroaryl(C_{1-8})alkyl (wherein the foregoing heterocyclyl, aryl and heteroaryl substituents are optionally substituted with one to four substituents independently selected from the group consisting of C_{1-8} alkyl, C_{1-8} alkoxy, C_{1-8} alkoxy(C_{1-8})alkyl, carboxyl, carboxyl(C_{1-8})alkyl, amino (substituted with a substituent independently selected from the group consisting of hydrogen and C_{1-4} alkyl), amino(C_{1-8})alkyl (wherein amino is substituted with a substituent independently selected from the group consisting of hydrogen and C_{1-4} alkyl), halogen, (halo) $_{1-3}(C_{1-8})$ alkyl, (halo) $_{1-3}(C_{1-8})$ alkoxy, hydroxy and hydroxy(C_{1-8})alkyl; and, wherein heterocyclyl is optionally substituted with oxo); and, wherein R_9 is selected from the group

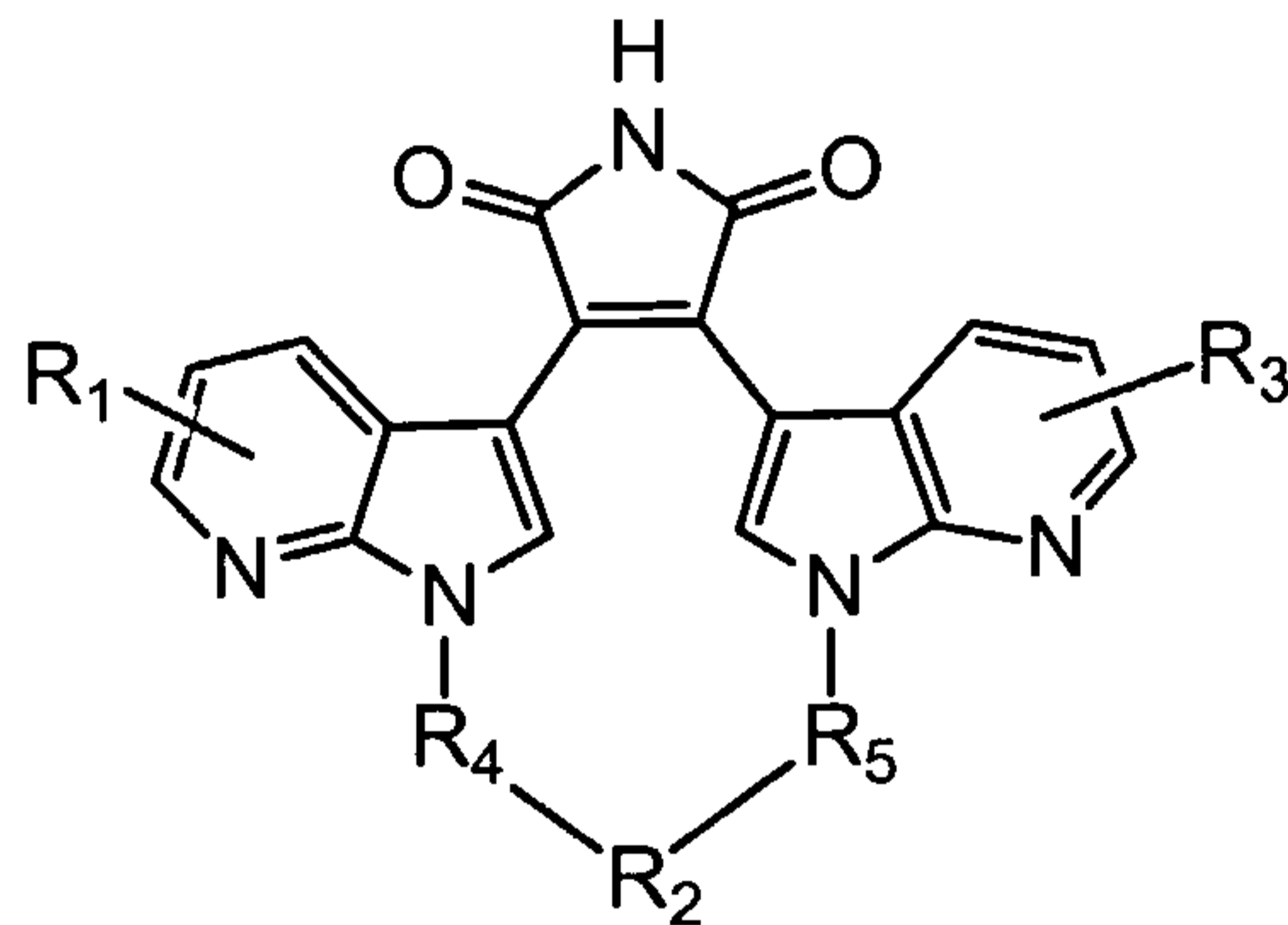
- consisting of C₁₋₈alkyl, C₁₋₈alkoxy(C₁₋₈)alkyl, carboxyl(C₁₋₈)alkyl, amino(C₁₋₈)alkyl (wherein amino is substituted with a substituent independently selected from the group consisting of hydrogen and C₁₋₄alkyl), hydroxy(C₁₋₈)alkyl, heterocyclyl(C₁₋₈)alkyl, aryl(C₁₋₈)alkyl and heteroaryl(C₁₋₈)alkyl (wherein the foregoing heterocyclyl, aryl and heteroaryl substituents are optionally substituted with one to four substituents independently selected from the group consisting of C₁₋₈alkyl, C₁₋₈alkoxy, C₁₋₈alkoxy(C₁₋₈)alkyl, carboxyl, carboxyl(C₁₋₈)alkyl, amino (substituted with a substituent independently selected from the group consisting of hydrogen and C₁₋₄alkyl), amino(C₁₋₈)alkyl (wherein amino is substituted with a substituent independently selected from the group consisting of hydrogen and C₁₋₄alkyl), halogen, (halo)₁₋₃(C₁₋₈)alkyl, (halo)₁₋₃(C₁₋₈)alkoxy, hydroxy and hydroxy(C₁₋₈)alkyl; and, wherein heterocyclyl is optionally substituted with oxo)); and,
- 15 R₁ and R₃ are independently selected from the group consisting of hydrogen, C₁₋₈alkyl, C₂₋₈alkenyl, C₂₋₈alkynyl (wherein alkyl, alkenyl and alkynyl are optionally substituted with a substituent selected from the group consisting of C₁₋₈alkoxy, alkoxy(C₁₋₈)alkyl, carboxyl, carboxyl(C₁₋₈)alkyl, amino (substituted with a substituent independently selected from the group consisting of hydrogen and C₁₋₄alkyl), amino(C₁₋₈)alkyl (wherein amino is substituted with a substituent independently selected from the group consisting of hydrogen and C₁₋₄alkyl), (halo)₁₋₃, (halo)₁₋₃(C₁₋₈)alkyl, (halo)₁₋₃(C₁₋₈)alkoxy, hydroxy, hydroxy(C₁₋₈)alkyl and oxo), C₁₋₈alkoxy, C₁₋₈alkoxycarbonyl, (halo)₁₋₃(C₁₋₈)alkoxy, C₁₋₈alkylthio, aryl, heteroaryl (wherein aryl and heteroaryl are optionally substituted with a substituent selected from the group consisting of C₁₋₈alkyl, C₁₋₈alkoxy, alkoxy(C₁₋₈)alkyl, carboxyl, carboxyl(C₁₋₈)alkyl, amino (substituted with a substituent independently selected from the group consisting of hydrogen and C₁₋₄alkyl), amino(C₁₋₈)alkyl (wherein amino is substituted with a substituent independently selected from the group consisting of hydrogen and C₁₋₄alkyl), halogen, (halo)₁₋₃(C₁₋₈)alkyl, (halo)₁₋₃(C₁₋₈)alkoxy, hydroxy and hydroxy(C₁₋₈)alkyl), amino (substituted with a substituent independently selected from the group consisting of hydrogen and C₁₋₄alkyl), cyano, halogen, hydroxy and nitro;

and pharmaceutically acceptable salts thereof.

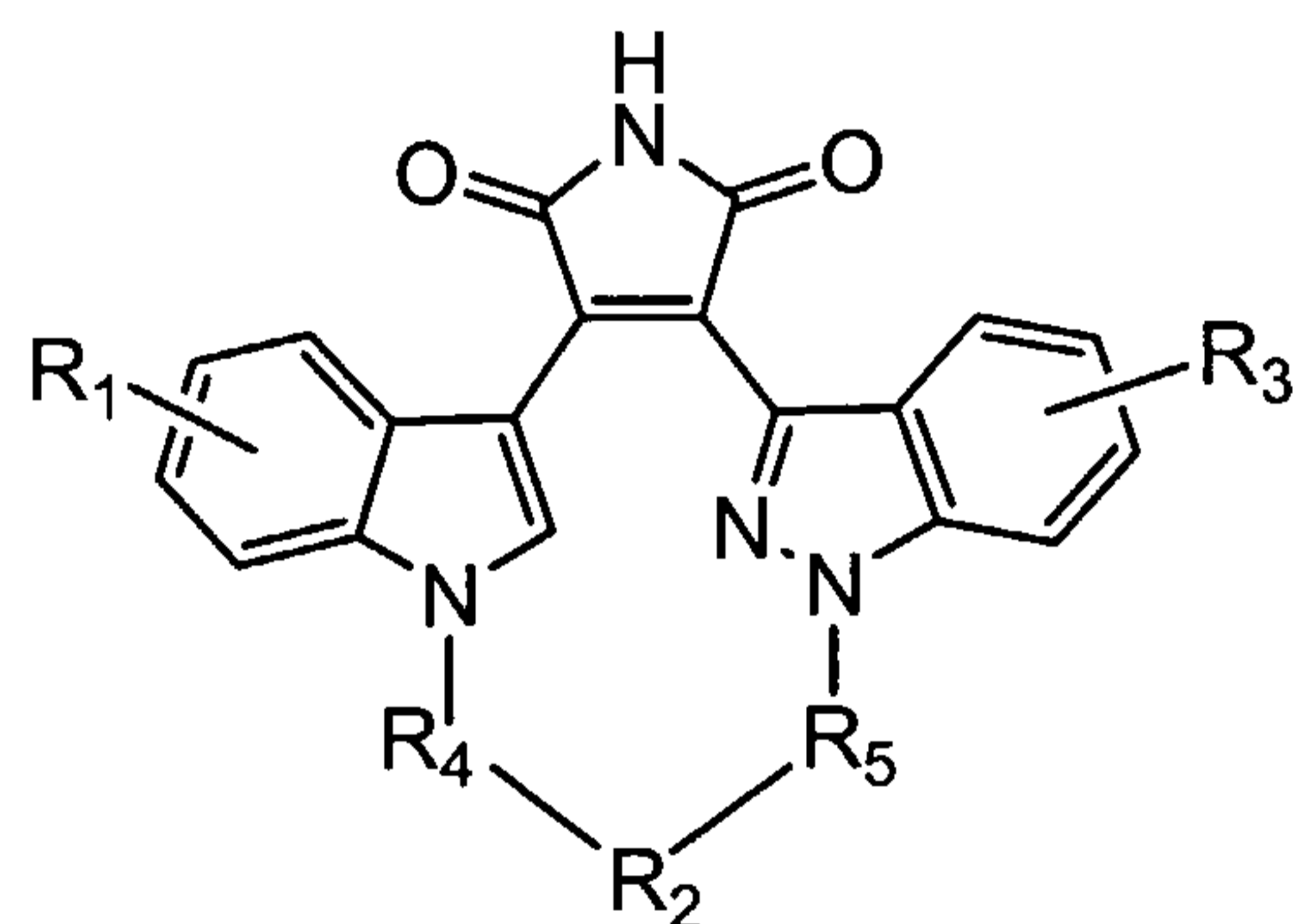
12. The compound of claim 1 wherein a compound of Formula (I) is selected from the group consisting of:



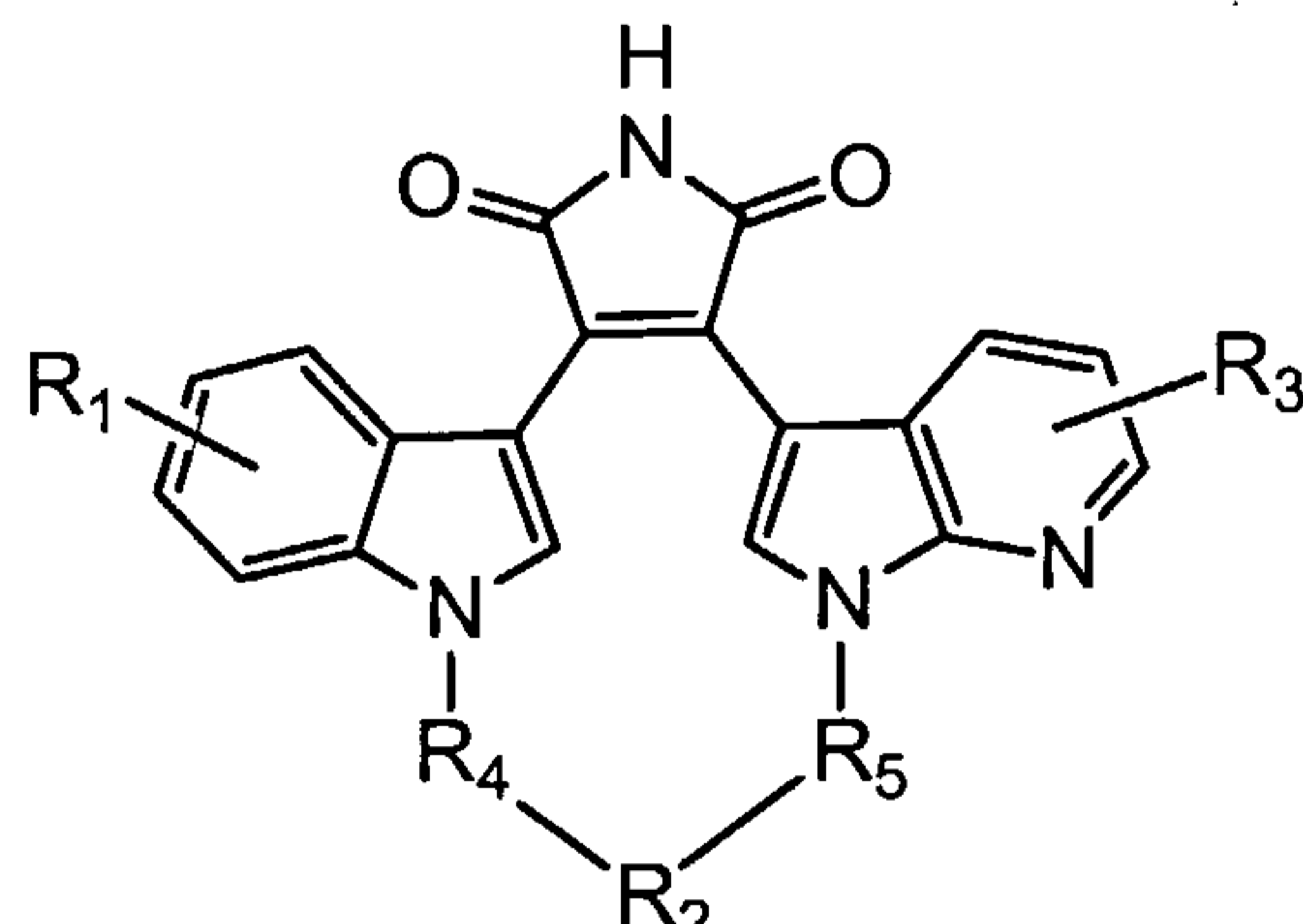
Formula (Ia);



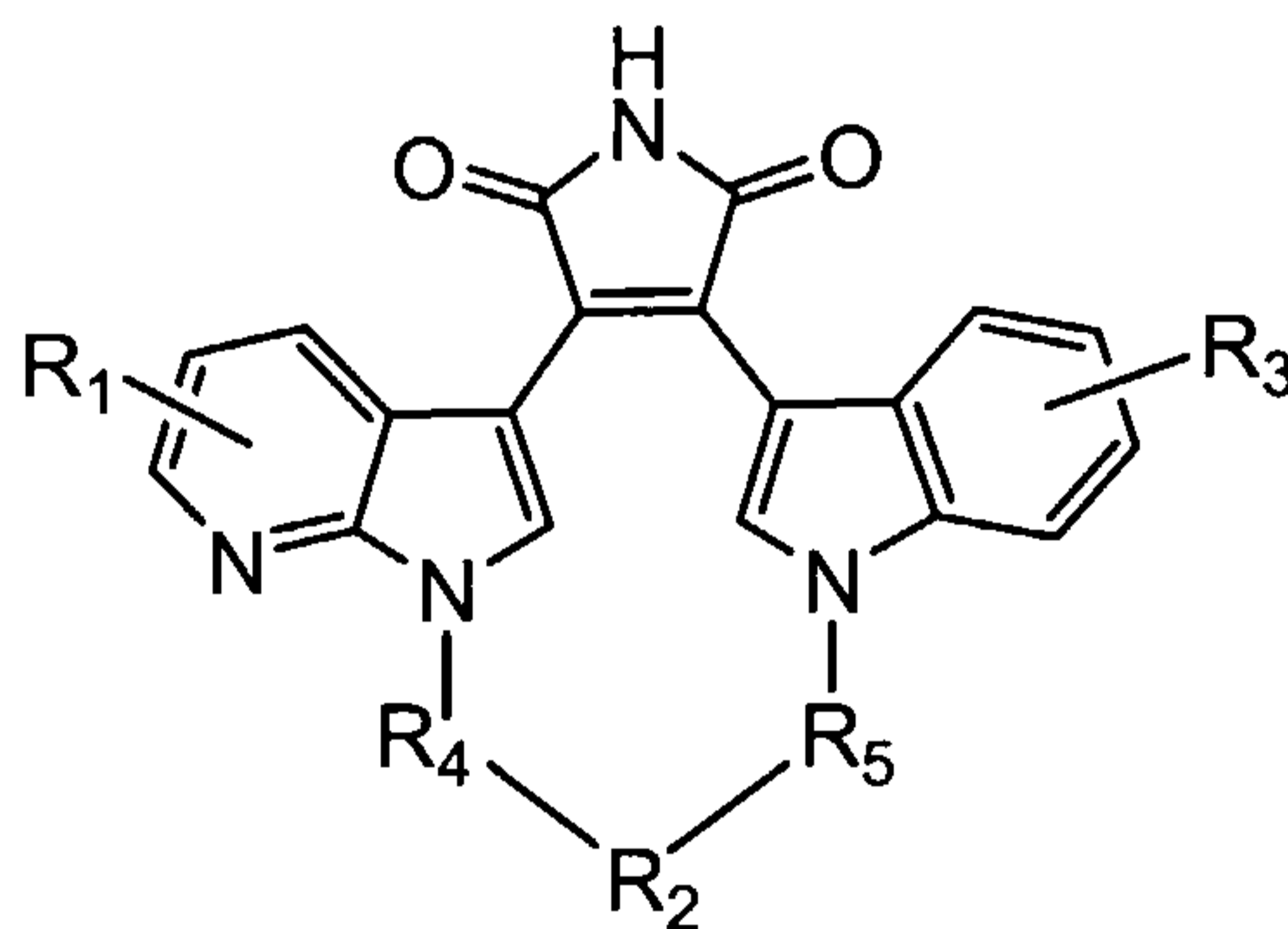
Formula (Ib);



Formula (If);



Formula (Ii); and,



Formula (Ij);

5 wherein

R_4 and R_5 are independently selected from C_{1-8} alkyl, C_{2-8} alkenyl and C_{2-8} alkynyl optionally substituted with oxo;

R_2 is selected from the group consisting of $-C_{1-8}$ alkyl-, $-C_{2-8}$ alkenyl-, $-C_{2-8}$ alkynyl-,
 10 $-O-(C_{1-8})$ alkyl- $O-$, $-O-(C_{2-8})$ alkenyl- $O-$, $-O-(C_{2-8})$ alkynyl- $O-$,

-C(O)-(C₁₋₈)alkyl-C(O)- (wherein any of the foregoing alkyl, alkenyl and alkynyl linking groups are straight carbon chains optionally substituted with one to four substituents independently selected from the group consisting of C₁₋₈alkyl, C₁₋₈alkoxy, C₁₋₈alkoxy(C₁₋₈)alkyl, carboxyl, carboxyl(C₁₋₈)alkyl,

5 -C(O)O-(C₁₋₈)alkyl, -C₁₋₈alkyl-C(O)O-(C₁₋₈)alkyl, amino (substituted with a substituent independently selected from the group consisting of hydrogen and C₁₋₄alkyl), amino(C₁₋₈)alkyl (wherein amino is substituted with a substituent independently selected from the group consisting of hydrogen and C₁₋₄alkyl), halogen, (halo)₁₋₃(C₁₋₈)alkyl, (halo)₁₋₃(C₁₋₈)alkoxy, hydroxy, hydroxy(C₁₋₈)alkyl and

10 oxo; and, wherein any of the foregoing alkyl, alkenyl and alkynyl linking groups are optionally substituted with one to two substituents independently selected from the group consisting of heterocyclyl, aryl, heteroaryl, heterocyclyl(C₁₋₈)alkyl, aryl(C₁₋₈)alkyl, heteroaryl(C₁₋₈)alkyl, spirocycloalkyl and spiroheterocyclyl (wherein any of the foregoing cycloalkyl, heterocyclyl, aryl and heteroaryl

15 substituents are optionally substituted with one to four substituents independently selected from the group consisting of C₁₋₈alkyl, C₁₋₈alkoxy, C₁₋₈alkoxy(C₁₋₈)alkyl, carboxyl, carboxyl(C₁₋₈)alkyl, amino (substituted with a substituent independently selected from the group consisting of hydrogen and C₁₋₄alkyl), amino(C₁₋₈)alkyl (wherein amino is substituted with a substituent independently selected from the

20 group consisting of hydrogen and C₁₋₄alkyl), halogen, (halo)₁₋₃(C₁₋₈)alkyl, (halo)₁₋₃(C₁₋₈)alkoxy, hydroxy and hydroxy(C₁₋₈)alkyl; and, wherein any of the foregoing heterocyclyl substituents are optionally substituted with oxo)), cycloalkyl, heterocyclyl, aryl, heteroaryl (wherein cycloalkyl, heterocyclyl, aryl and heteroaryl are optionally substituted with one to four substituents independently

25 selected from the group consisting of C₁₋₈alkyl, C₁₋₈alkoxy, C₁₋₈alkoxy(C₁₋₈)alkyl, carboxyl, carboxyl(C₁₋₈)alkyl, amino (substituted with a substituent independently selected from the group consisting of hydrogen and C₁₋₄alkyl), amino(C₁₋₈)alkyl (wherein amino is substituted with a substituent independently selected from the group consisting of hydrogen and C₁₋₄alkyl), halogen, (halo)₁₋₃(C₁₋₈)alkyl,

30 (halo)₁₋₃(C₁₋₈)alkoxy, hydroxy and hydroxy(C₁₋₈)alkyl; and, wherein heterocyclyl is optionally substituted with oxo), -(O-(CH₂)₁₋₆)₀₋₅-O-, -O-(CH₂)₁₋₆-O-(CH₂)₁₋₆-O-, -O-(CH₂)₁₋₆-O-(CH₂)₁₋₆-O-(CH₂)₁₋₆-O-, -(O-(CH₂)₁₋₆)₀₋₅-NR₆-, -O-(CH₂)₁₋₆-NR₆-(CH₂)₁₋₆-O-, -O-(CH₂)₁₋₆-O-(CH₂)₁₋₆-NR₆-, -(O-(CH₂)₁₋₆)₀₋₅-S-,

-O-(CH₂)₁₋₆-S-(CH₂)₁₋₆-O-, -O-(CH₂)₁₋₆-O-(CH₂)₁₋₆-S-, -NR₆-, -NR₆-NR₇-,
 -NR₆-(CH₂)₁₋₆-NR₇-, -NR₆-(CH₂)₁₋₆-NR₇-(CH₂)₁₋₆-NR₈-, -NR₆-C(O)-, -C(O)-NR₆-,
 -C(O)-(CH₂)₀₋₆-NR₆-(CH₂)₀₋₆-C(O)-,
 -NR₆-(CH₂)₀₋₆-C(O)-(CH₂)₁₋₆-C(O)-(CH₂)₀₋₆-NR₇-, -NR₆-C(O)-NR₇-,
 5 -NR₆-C(NR₇)-NR₈-, -O-(CH₂)₁₋₆-NR₆-(CH₂)₁₋₆-S-, -S-(CH₂)₁₋₆-NR₆-(CH₂)₁₋₆-O-,
 -S-(CH₂)₁₋₆-NR₆-(CH₂)₁₋₆-S-, -NR₆-(CH₂)₁₋₆-S-(CH₂)₁₋₆-NR₇- and -SO₂- (wherein
 R₆, R₇ and R₈ are independently selected from the group consisting of hydrogen,
 C₁₋₈alkyl, C₁₋₈alkoxy(C₁₋₈)alkyl, carboxyl(C₁₋₈)alkyl, amino(C₁₋₈)alkyl (wherein
 amino is substituted with a substituent independently selected from the group
 10 consisting of hydrogen and C₁₋₄alkyl), hydroxy(C₁₋₈)alkyl, heterocyclyl(C₁₋₈)alkyl,
 aryl(C₁₋₈)alkyl and heteroaryl(C₁₋₈)alkyl (wherein the foregoing heterocyclyl, aryl
 and heteroaryl substituents are optionally substituted with one to four substituents
 independently selected from the group consisting of C₁₋₈alkyl, C₁₋₈alkoxy,
 C₁₋₈alkoxy(C₁₋₈)alkyl, carboxyl, carboxyl(C₁₋₈)alkyl, amino (substituted with a
 15 substituent independently selected from the group consisting of hydrogen and
 C₁₋₄alkyl), amino(C₁₋₈)alkyl (wherein amino is substituted with a substituent
 independently selected from the group consisting of hydrogen and C₁₋₄alkyl),
 halogen, (halo)₁₋₃(C₁₋₈)alkyl, (halo)₁₋₃(C₁₋₈)alkoxy, hydroxy and hydroxy(C₁₋₈)alkyl;
 and, wherein heterocyclyl is optionally substituted with oxo));
 20 with the proviso that, if A and E are selected from a hydrogen substituted carbon atom,
 then R₂ is selected from the group consisting of -C₂₋₈alkynyl-, -O-(C₁₋₈)alkyl-O-,
 -O-(C₂₋₈)alkenyl-O-, -O-(C₂₋₈)alkynyl-O-, -C(O)-(C₁₋₈)alkyl-C(O)- (wherein any of
 the foregoing alkyl, alkenyl and alkynyl linking groups are straight carbon chains
 optionally substituted with one to four substituents independently selected from the
 25 group consisting of C₁₋₈alkyl, C₁₋₈alkoxy, C₁₋₈alkoxy(C₁₋₈)alkyl, carboxyl,
 carboxyl(C₁₋₈)alkyl, -C(O)O-(C₁₋₈)alkyl, -C₁₋₈alkyl-C(O)O-(C₁₋₈)alkyl, amino
 (substituted with a substituent independently selected from the group consisting of
 hydrogen and C₁₋₄alkyl), amino(C₁₋₈)alkyl (wherein amino is substituted with a
 substituent independently selected from the group consisting of hydrogen and
 30 C₁₋₄alkyl), halogen, (halo)₁₋₃(C₁₋₈)alkyl, (halo)₁₋₃(C₁₋₈)alkoxy, hydroxy,
 hydroxy(C₁₋₈)alkyl and oxo; and, wherein any of the foregoing alkyl, alkenyl and
 alkynyl linking groups are optionally substituted with one to two substituents
 independently selected from the group consisting of heterocyclyl, aryl, heteroaryl,

heterocyclyl(C₁₋₈)alkyl, aryl(C₁₋₈)alkyl, heteroaryl(C₁₋₈)alkyl, spirocycloalkyl and spiroheterocyclyl (wherein any of the foregoing cycloalkyl, heterocyclyl, aryl and heteroaryl substituents are optionally substituted with one to four substituents independently selected from the group consisting of C₁₋₈alkyl, C₁₋₈alkoxy, C₁₋₈alkoxy(C₁₋₈)alkyl, carboxyl, carboxyl(C₁₋₈)alkyl, amino (substituted with a substituent independently selected from the group consisting of hydrogen and C₁₋₄alkyl), amino(C₁₋₈)alkyl (wherein amino is substituted with a substituent independently selected from the group consisting of hydrogen and C₁₋₄alkyl), halogen, (halo)₁₋₃(C₁₋₈)alkyl, (halo)₁₋₃(C₁₋₈)alkoxy, hydroxy and hydroxy(C₁₋₈)alkyl; and, wherein any of the foregoing heterocyclyl substituents are optionally substituted with oxo)), cycloalkyl (wherein cycloalkyl is optionally substituted with one to four substituents independently selected from the group consisting of C₁₋₈alkyl, C₁₋₈alkoxy, C₁₋₈alkoxy(C₁₋₈)alkyl, carboxyl, carboxyl(C₁₋₈)alkyl, amino (substituted with a substituent independently selected from the group consisting of hydrogen and C₁₋₄alkyl), amino(C₁₋₈)alkyl (wherein amino is substituted with a substituent independently selected from the group consisting of hydrogen and C₁₋₄alkyl), halogen, (halo)₁₋₃(C₁₋₈)alkyl, (halo)₁₋₃(C₁₋₈)alkoxy, hydroxy and hydroxy(C₁₋₈)alkyl), -(O-(CH₂)₁₋₆)₁₋₅-O-, -O-(CH₂)₁₋₆-O-(CH₂)₁₋₆-O-, -O-(CH₂)₁₋₆-O-(CH₂)₁₋₆-O-(CH₂)₁₋₆-O-, -(O-(CH₂)₁₋₆)₁₋₅-NR₆-, -O-(CH₂)₁₋₆-NR₆-(CH₂)₁₋₆-O-, -O-(CH₂)₁₋₆-O-(CH₂)₁₋₆-NR₆-, -(O-(CH₂)₁₋₆)₀₋₅-S-, -O-(CH₂)₁₋₆-S-(CH₂)₁₋₆-O-, -O-(CH₂)₁₋₆-O-(CH₂)₁₋₆-S-, -NR₆-NR₇-, -NR₆-(CH₂)₁₋₆-NR₇-, -NR₆-(CH₂)₁₋₆-NR₇-(CH₂)₁₋₆-NR₈-, -NR₉-C(O)-, -C(O)-NR₉-, -C(O)-(CH₂)₀₋₆-NR₆-(CH₂)₀₋₆-C(O)-, -NR₆-(CH₂)₀₋₆-C(O)-(CH₂)₁₋₆-C(O)-(CH₂)₀₋₆-NR₇-, -NR₆-C(O)-NR₇-, -NR₆-C(NR₇)-NR₈-, -O-(CH₂)₁₋₆-NR₆-(CH₂)₁₋₆-S-, -S-(CH₂)₁₋₆-NR₆-(CH₂)₁₋₆-O-, -S-(CH₂)₁₋₆-NR₆-(CH₂)₁₋₆-S- and -NR₆-(CH₂)₁₋₆-S-(CH₂)₁₋₆-NR₇- (wherein R₆, R₇ and R₈ are independently selected from the group consisting of hydrogen, C₁₋₈alkyl, C₁₋₈alkoxy(C₁₋₈)alkyl, carboxyl(C₁₋₈)alkyl, amino(C₁₋₈)alkyl (wherein amino is substituted with a substituent independently selected from the group consisting of hydrogen and C₁₋₄alkyl), hydroxy(C₁₋₈)alkyl, heterocyclyl(C₁₋₈)alkyl, aryl(C₁₋₈)alkyl and heteroaryl(C₁₋₈)alkyl (wherein the foregoing heterocyclyl, aryl and heteroaryl substituents are optionally substituted with one to four substituents independently selected from the group consisting of C₁₋₈alkyl, C₁₋₈alkoxy, C₁₋₈alkoxy(C₁₋₈)alkyl,

carboxyl, carboxyl(C₁₋₈)alkyl, amino (substituted with a substituent independently
 selected from the group consisting of hydrogen and C₁₋₄alkyl), amino(C₁₋₈)alkyl
 (wherein amino is substituted with a substituent independently selected from the
 group consisting of hydrogen and C₁₋₄alkyl), halogen, (halo)₁₋₃(C₁₋₈)alkyl,
 5 (halo)₁₋₃(C₁₋₈)alkoxy, hydroxy and hydroxy(C₁₋₈)alkyl; and, wherein heterocyclyl is
 optionally substituted with oxo); and, wherein R₉ is selected from the group
 consisting of C₁₋₈alkyl, C₁₋₈alkoxy(C₁₋₈)alkyl, carboxyl(C₁₋₈)alkyl, amino(C₁₋₈)alkyl
 (wherein amino is substituted with a substituent independently selected from the
 group consisting of hydrogen and C₁₋₄alkyl), hydroxy(C₁₋₈)alkyl,
 10 heterocyclyl(C₁₋₈)alkyl, aryl(C₁₋₈)alkyl and heteroaryl(C₁₋₈)alkyl (wherein the
 foregoing heterocyclyl, aryl and heteroaryl substituents are optionally substituted
 with one to four substituents independently selected from the group consisting of
 C₁₋₈alkyl, C₁₋₈alkoxy, C₁₋₈alkoxy(C₁₋₈)alkyl, carboxyl, carboxyl(C₁₋₈)alkyl, amino
 (substituted with a substituent independently selected from the group consisting of
 15 hydrogen and C₁₋₄alkyl), amino(C₁₋₈)alkyl (wherein amino is substituted with a
 substituent independently selected from the group consisting of hydrogen and
 C₁₋₄alkyl), halogen, (halo)₁₋₃(C₁₋₈)alkyl, (halo)₁₋₃(C₁₋₈)alkoxy, hydroxy and
 hydroxy(C₁₋₈)alkyl; and, wherein heterocyclyl is optionally substituted with oxo));
 and,

20

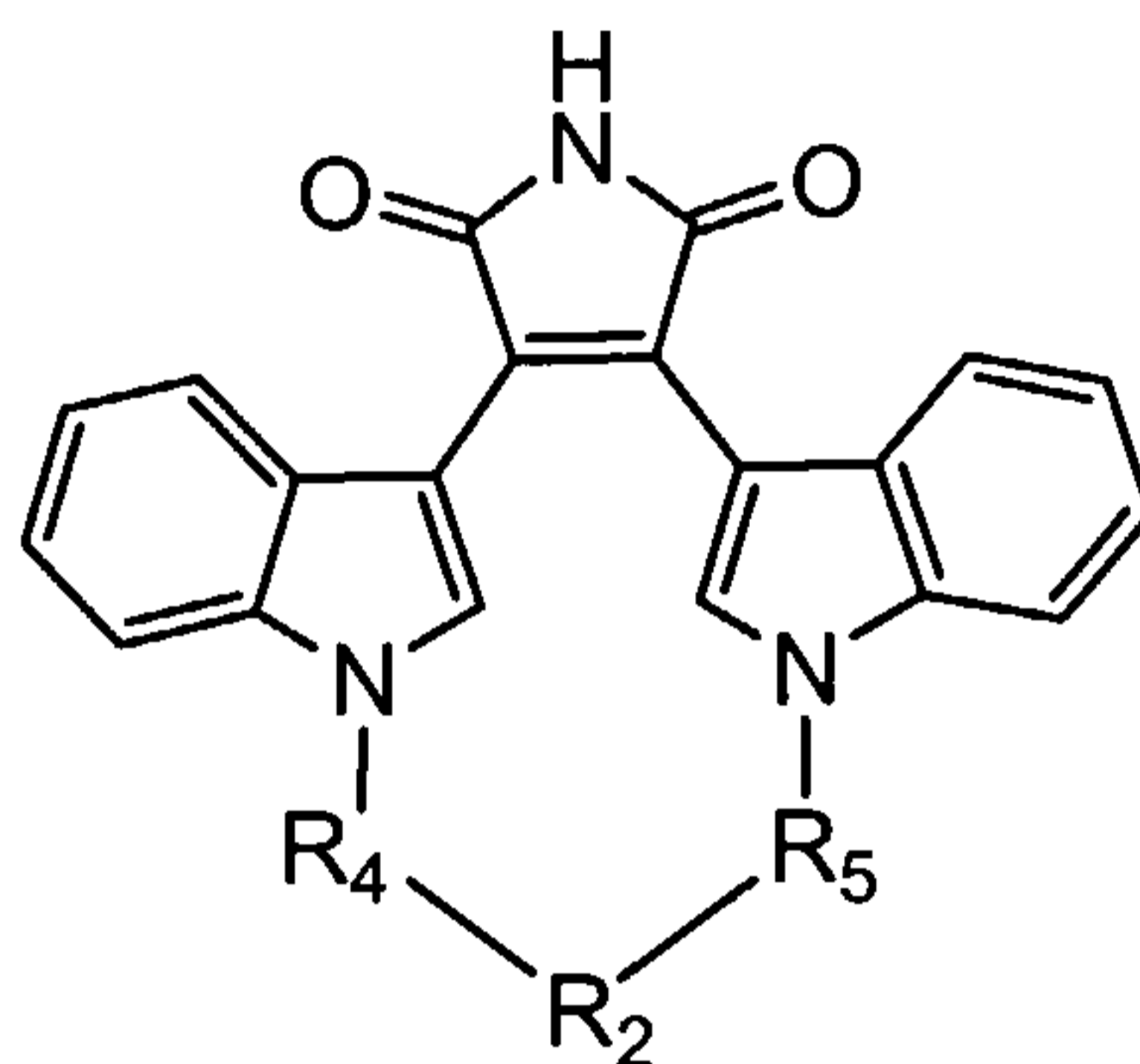
R₁ and R₃ are independently selected from the group consisting of hydrogen, C₁₋₈alkyl,
 C₂₋₈alkenyl, C₂₋₈alkynyl (wherein alkyl, alkenyl and alkynyl are optionally
 substituted with a substituent selected from the group consisting of C₁₋₈alkoxy,
 alkoxy(C₁₋₈)alkyl, carboxyl, carboxyl(C₁₋₈)alkyl, amino (substituted with a
 25 substituent independently selected from the group consisting of hydrogen and
 C₁₋₄alkyl), amino(C₁₋₈)alkyl (wherein amino is substituted with a substituent
 independently selected from the group consisting of hydrogen and C₁₋₄alkyl),
 (halo)₁₋₃, (halo)₁₋₃(C₁₋₈)alkyl, (halo)₁₋₃(C₁₋₈)alkoxy, hydroxy, hydroxy(C₁₋₈)alkyl
 and oxo), C₁₋₈alkoxy, C₁₋₈alkoxycarbonyl, (halo)₁₋₃(C₁₋₈)alkoxy, C₁₋₈alkylthio, aryl,
 30 heteroaryl (wherein aryl and heteroaryl are optionally substituted with a substituent
 selected from the group consisting of C₁₋₈alkyl, C₁₋₈alkoxy, alkoxy(C₁₋₈)alkyl,
 carboxyl, carboxyl(C₁₋₈)alkyl, amino (substituted with a substituent independently
 selected from the group consisting of hydrogen and C₁₋₄alkyl), amino(C₁₋₈)alkyl

(wherein amino is substituted with a substituent independently selected from the group consisting of hydrogen and C₁₋₄alkyl), halogen, (halo)₁₋₃(C₁₋₈)alkyl, (halo)₁₋₃(C₁₋₈)alkoxy, hydroxy and hydroxy(C₁₋₈)alkyl), amino (substituted with a substituent independently selected from the group consisting of hydrogen and

5 C₁₋₄alkyl), cyano, halogen, hydroxy and nitro;

and pharmaceutically acceptable salts thereof.

13. A compound of Formula (Ia1):

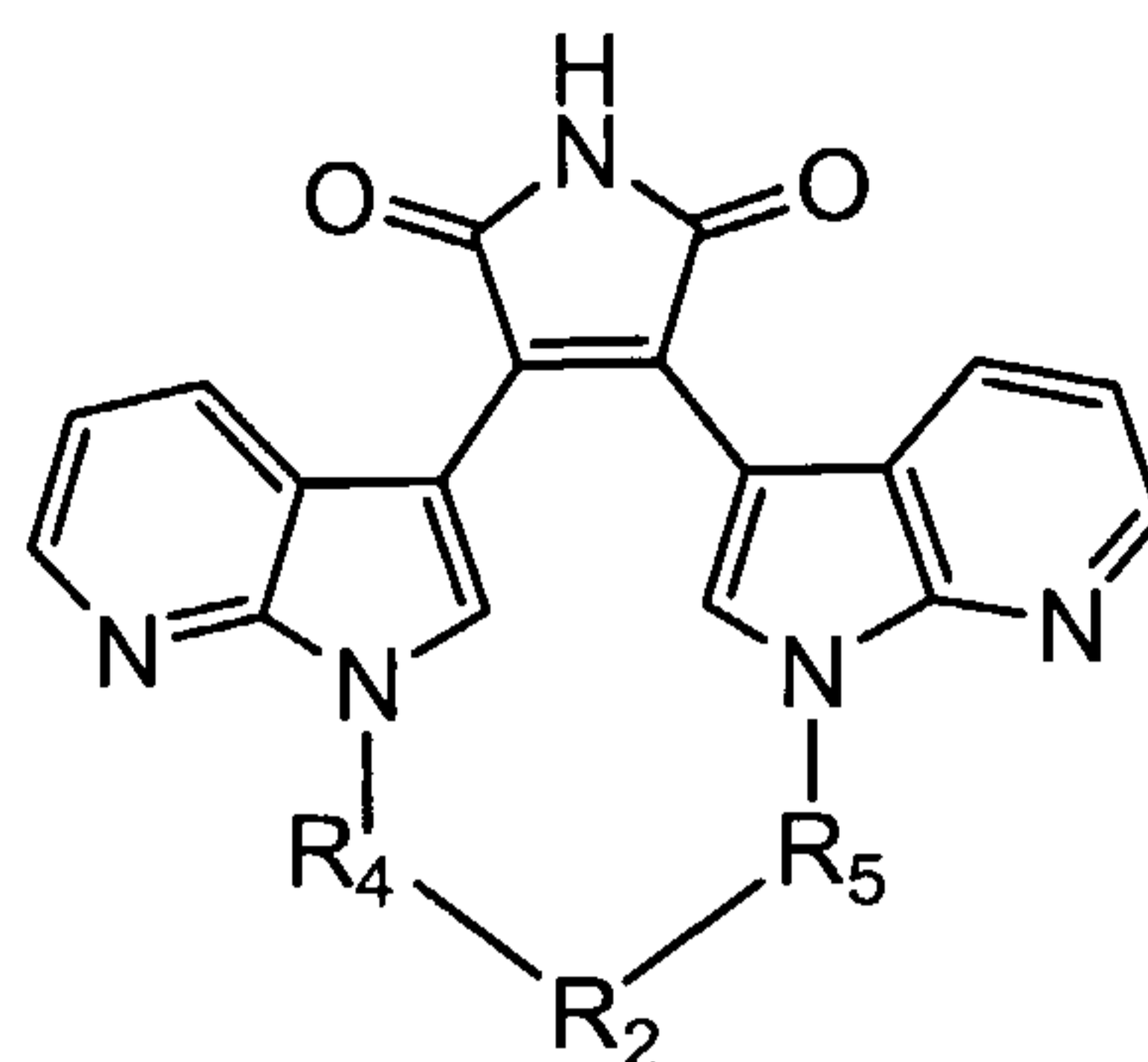


Formula (Ia1)

10 wherein R₄, R₂ and R₅ are dependently selected from:

R ₄	R ₂	R ₅
-(CH ₂) ₂ -	-O-(CH ₂) ₂ -O-	-(CH ₂) ₂ -;
-(CH ₂) ₂ -	-O-(CH ₂) ₂ -O-(CH ₂) ₂ -O-	-(CH ₂) ₂ -;
-(CH ₂) ₂ -	-O-(CH ₂) ₂ -O-(CH ₂) ₂ -O-(CH ₂) ₂ -O-	-(CH ₂) ₂ -;
-(CH ₂) ₂ -	-O-(CH ₂) ₂ -O-(CH ₂) ₂ -O-(CH ₂) ₂ -O-(CH ₂) ₂ -O-	-(CH ₂) ₂ -;
-(CH ₂) ₂ -	-O-(CH ₂) ₂ -N(Et)-(CH ₂) ₂ -O-	-(CH ₂) ₂ -;
-(CH ₂) ₂ -	-O-(CH ₂) ₂ -N(Me)-(CH ₂) ₂ -O-	-(CH ₂) ₂ -;
-(CH ₂) ₂ -	-O-(CH ₂) ₂ -N(<i>i</i> -Pr)-(CH ₂) ₂ -O-	-(CH ₂) ₂ -;
-(CH ₂) ₂ -	-N(Me)-(CH ₂) ₂ -N(Me)-(CH ₂) ₂ -N(Me)-	-(CH ₂) ₂ -;
-(CH ₂) ₂ -	-O-(CH ₂) ₂ -N(2-hydroxy-Et)-(CH ₂) ₂ -O-	-(CH ₂) ₂ -;
and,		
-(CH ₂) ₂ -	-O-(CH ₂) ₂ -O-(CH ₂) ₂ -N(Me)-	-(CH ₂) ₃ -.

14. A compound of Formula (Ib1):

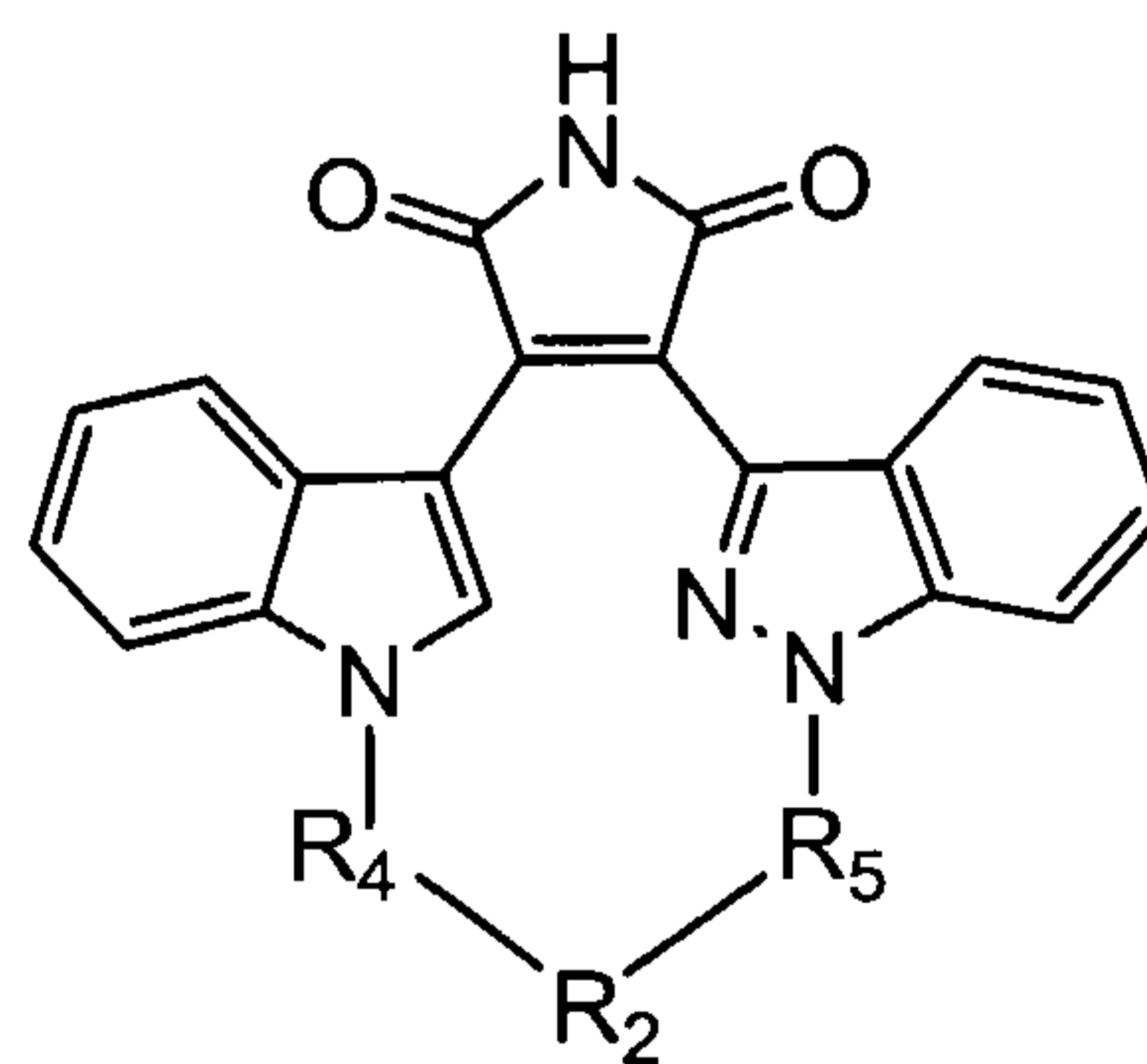


Formula (Ib1)

wherein R_4 , R_2 and R_5 are dependently selected from:

R_4	R_2	R_5
$-(CH_2)_2-$	$-O-(CH_2)_2-O-(CH_2)_2-O-$	$-(CH_2)_2-$
$-(CH_2)_2-$	$-O-(CH_2)_2-O-(CH_2)_2-O-(CH_2)_2-O-$	$-(CH_2)_2-$
$-(CH_2)_2-$	$-O-(CH_2)_2-O-(CH_2)_2-O-(CH_2)_2-O-(CH_2)_2-O-$	$-(CH_2)_2-$
$-(CH_2)_2-$	$-O-(CH_2)_2-N(Et)-(CH_2)_2-O-$	$-(CH_2)_2-$
$-(CH_2)_2-$	$-O-(CH_2)_2-S-(CH_2)_2-O-$	$-(CH_2)_2-$
$-(CH_2)_5-$	$-NH-$	$-(CH_2)_5-$
$-(CH_2)_5-$	$-N(Et)-$	$-(CH_2)_5-$
$-(CH_2)_5-$	$-NH-$	$-(CH_2)_4-$
$-(CH_2)_5-$	$-N(Et)-$	$-(CH_2)_4-$
$-(CH_2)_4-$	$-2,6\text{-pyridinyl-}$	$-(CH_2)_4-$
$-(CH_2)_4-$	$-C(O)-(CH_2)_2-$	$-(CH_2)_4-$
$-(CH_2)_4-$	$-C(O)-$	$-(CH_2)_4-$
$-CH_2-$	$-CH[R](OH)-(CH_2)_6-CH[R](OH)-$	$-CH_2-$
and,		
$-(CH_2)_2-$	$-O-(CH_2)_2-O-$	$-(CH_2)_2-$

15. A compound of Formula (If1):

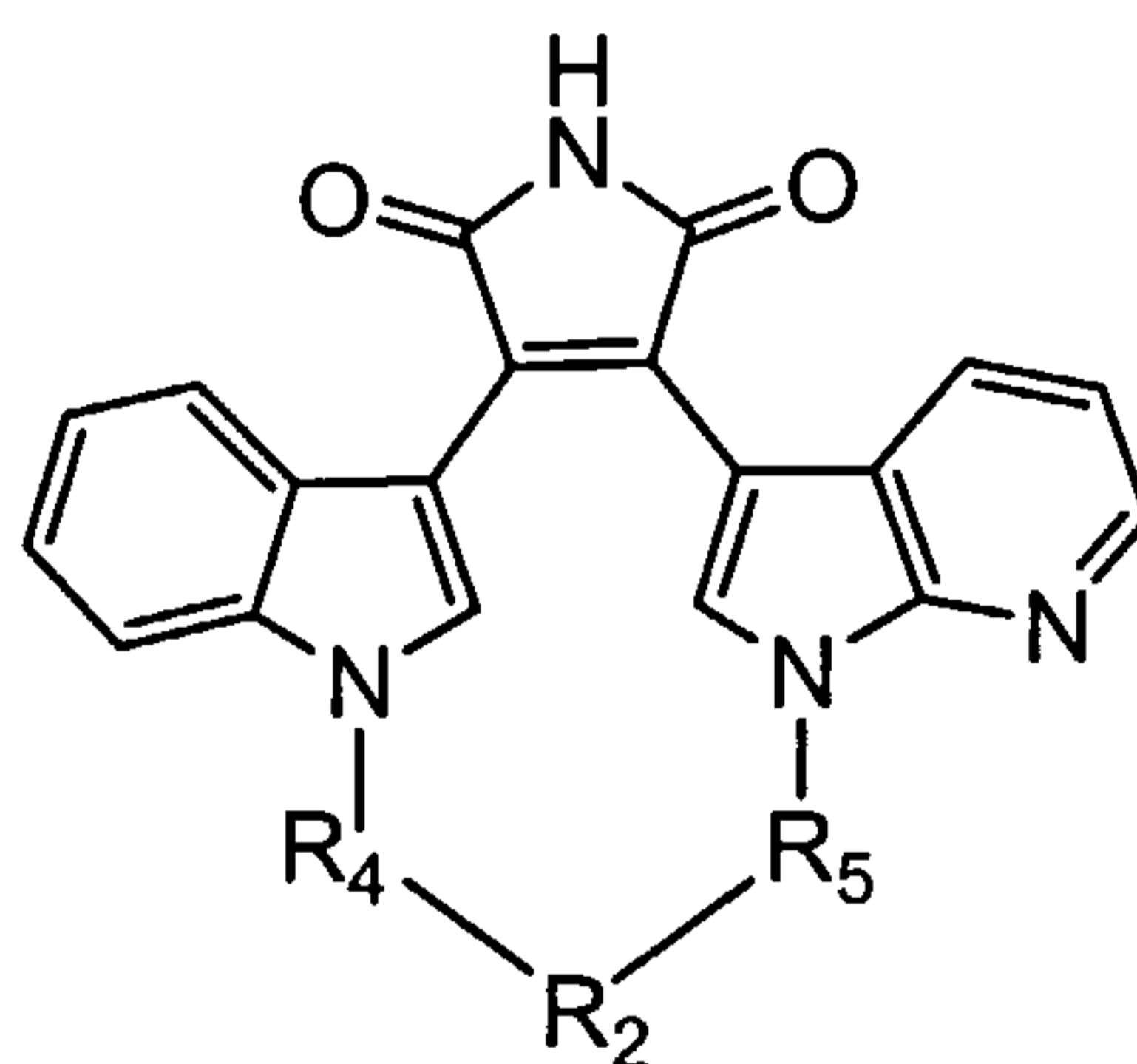


Formula (If1)

wherein R_4 , R_2 and R_5 are dependently selected from:

R_4	R_2	R_5
$-(CH_2)_2-$	$-O-(CH_2)_2-N(Me)-(CH_2)_2-O-$	$-(CH_2)_2-$;
$-(CH_2)_2-$	$-O-(CH_2)_2-N(Et)-(CH_2)_2-O-$	$-(CH_2)_2-$;
and,		
$-(CH_2)_2-$	$-O-(CH_2)_2-N(2-OMe-Et)-(CH_2)_2-O-$	$-(CH_2)_2-$.

16. A compound of Formula (Ii1):



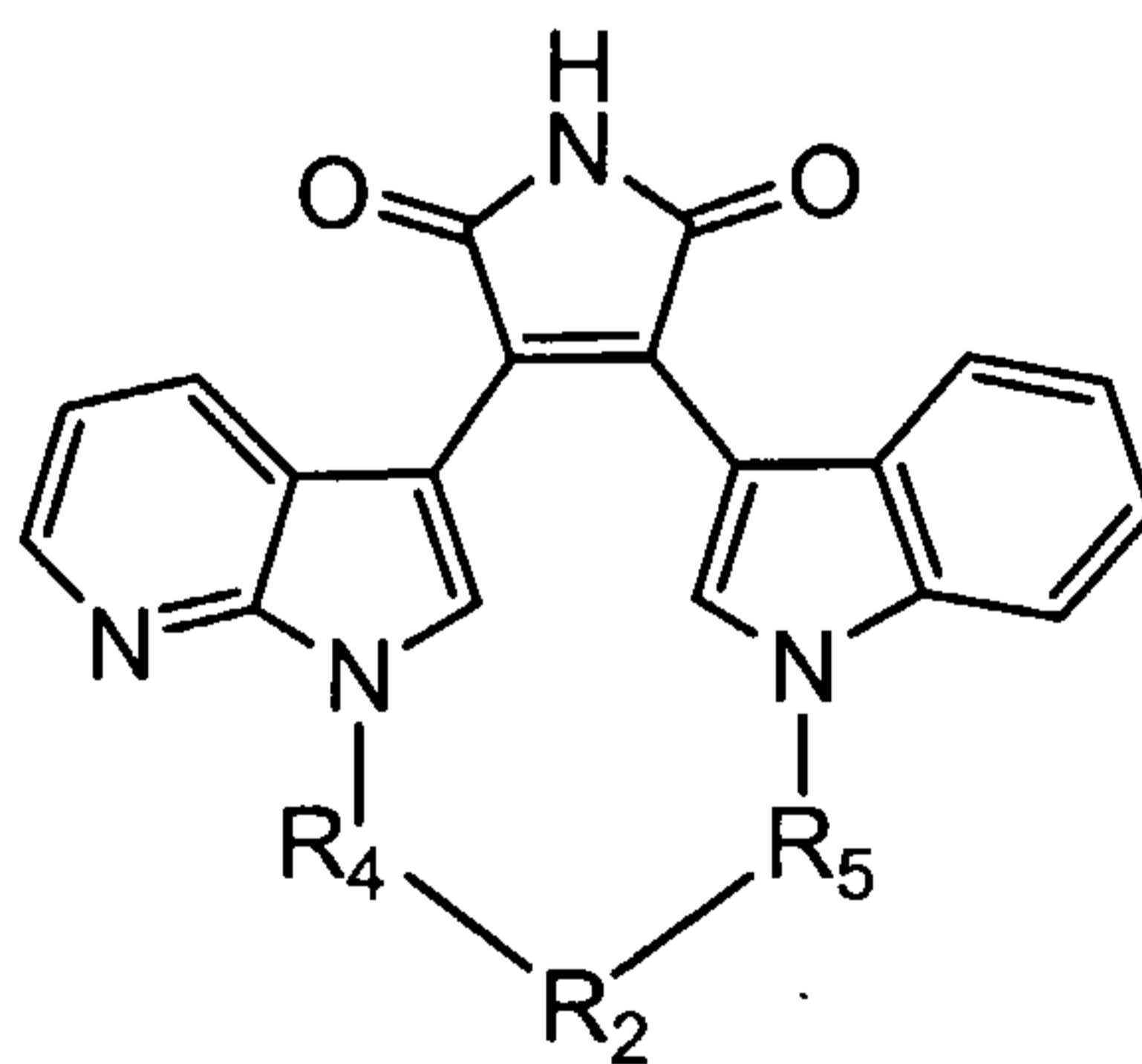
Formula (Ii1)

wherein R_4 , R_2 and R_5 are dependently selected from:

R_4	R_2	R_5
$-CH_2-$	$-1,3\text{-phenyl-}$	$-CH_2-$;
and,		
$-CH_2-$	$-2,6\text{-pyridinyl-}$	$-CH_2-$.

5

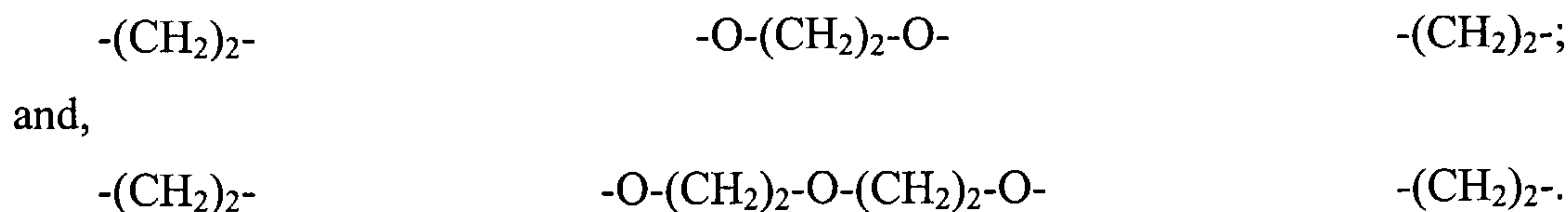
17. A compound of Formula (Ij1):



Formula (Ij1)

wherein R_4 , R_2 and R_5 are dependently selected from:

R_4	R_2	R_5
-------	-------	-------



18. A pharmaceutical composition comprising a compound of claim 1 and a pharmaceutically acceptable carrier.
- 5 19. A pharmaceutical composition made by mixing a compound of claim 1 and a pharmaceutically acceptable carrier.
20. A method for preparing a pharmaceutical composition comprising mixing a compound of claim 1 and a pharmaceutically acceptable carrier.
- 10 21. A method for treating or ameliorating a kinase mediated disorder comprising administering to a subject in need thereof a therapeutically effective amount of a compound of claim 1.
- 15 22. The method of claim 21 wherein the disorder is mediated by selective inhibition of a kinase selected from the group consisting of protein kinase C and glycogen synthase kinase-3.
- 20 23. The method of claim 22 wherein the kinase is selected from the group consisting of protein kinase C α , protein kinase C β -II, protein kinase C γ and glycogen synthase kinase-3 β .
- 25 24. The method of claim 21 wherein the disorder is mediated by dual inhibition of at least two kinases selected from the group consisting of protein kinase C and glycogen synthase kinase-3.
- 30 25. The method of claim 24 wherein at least two kinases are selected from the group consisting of protein kinase C α , protein kinase C β -II, protein kinase C γ and glycogen synthase kinase-3 β .

26. The method of claim 21 wherein the therapeutically effective amount of the compound of claim 1 is from about 0.001 mg/kg/day to about 300 mg/kg/day.
27. The method of claim 21 wherein the kinase mediated disorder is selected from the group consisting of cardiovascular diseases, diabetes, diabetes-associated disorders, inflammatory diseases, immunological disorders, dermatological disorders, oncological disorders and CNS disorders.
28. The method of claim 27 wherein cardiovascular diseases are selected from the group consisting of acute stroke, heart failure, cardiovascular ischemia, thrombosis, atherosclerosis, hypertension, restenosis, retinopathy of prematurity and age-related macular degeneration.
29. The method of claim 27 wherein diabetes is selected from the group consisting of insulin dependent diabetes and Type II non-insulin dependent diabetes mellitus.
30. The method of claim 27 wherein diabetes-associated disorders are selected from the group consisting of impaired glucose tolerance, diabetic retinopathy, proliferative retinopathy, retinal vein occlusion, macular edema, cardiomyopathy, nephropathy and neuropathy.
31. The method of claim 27 wherein inflammatory diseases are selected from the group consisting of vascular permeability, inflammation, asthma, rheumatoid arthritis and osteoarthritis.
32. The method of claim 27 wherein immunological disorders are selected from the group consisting of transplant tissue rejection, HIV-1 and PKC modulated immunological disorders.
33. The method of claim 27 wherein dermatological disorders are selected from the group consisting of psoriasis, hair loss and baldness.

34. The method of claim 27 wherein oncological disorders are selected from the group consisting of cancer, tumor growth, uncontrolled cell proliferation, proliferative angiopathy and angiogenesis.
- 5 35. The method of claim 27 wherein central nervous system disorders are selected from the group consisting of chronic pain, neuropathic pain, epilepsy, chronic neurodegenerative conditions, dementia, Alzheimer's disease, mood disorders, schizophrenia, manic depression and neurotraumatic, cognitive decline and ischemia-related diseases.
- 10 36. The method of claim 21 further comprising a method for use for a compound of claim 1 as an adjunct to chemotherapy and radiation therapy.
- 15 37. The method of claim 21 further comprising administering to a subject in need thereof a therapeutically effective amount of a pharmaceutical composition of claim 18.
- 20 38. The method of claim 37 wherein the therapeutically effective amount of a pharmaceutical composition of claim 18 is from about 0.001 mg/kg/day to about 300 mg/kg/day.
39. The method of claim 35 wherein ischemia-related diseases are those resulting from head trauma or transient ischemic stroke.
- 25 40. Use of a compound of claim 1-17 in the treatment of a kinase mediated disorder.
41. The use of claim 40 wherein the kinase mediated disorder is associated with protein kinase C and glycogen synthase kinase-3 activity.
- 30 42. The use of claim 41 wherein the kinase is selected from the group consisting of protein kinase C α , protein kinase C β -II, protein kinase C γ and glycogen synthase kinase-3 β .

43. The use of claim 40 wherein the kinase mediated disorder is a dual-kinase mediated disorder and wherein at least one of the kinases is selected from the group consisting of protein kinase C and glycogen synthase kinase-3.
- 5
44. The use of claim 42 wherein the at least one kinase is selected from the group consisting of protein kinase C α , protein kinase C β -II, protein kinase C γ and glycogen synthase kinase-3 β .
- 10
45. The use of claim 40 wherein the kinase mediated disorder is selected from the group consisting of cardiovascular diseases, diabetes, diabetes-associated disorders, inflammatory diseases, immunological disorders, dermatological disorders, oncological disorders and CNS disorders.
- 15
46. The use of claim 45 wherein cardiovascular diseases are selected from the group consisting of acute stroke, heart failure, cardiovascular ischemia, thrombosis, atherosclerosis, hypertension, restenosis, retinopathy of prematurity and age-related macular degeneration.
- 20
47. The use of claim 45 wherein diabetes is selected from the group consisting of insulin dependent diabetes and Type II non-insulin dependent diabetes mellitus.
48. The use of claim 45 wherein diabetes-associated disorders are selected from the group consisting of impaired glucose tolerance, diabetic retinopathy, proliferative retinopathy, retinal vein occlusion, macular edema, cardiomyopathy, nephropathy and neuropathy.
- 25
49. The use of claim 45 wherein inflammatory diseases are selected from the group consisting of vascular permeability, inflammation, asthma, rheumatoid arthritis and osteoarthritis.
- 30
50. The use of claim 45 wherein immunological disorders are selected from the group consisting of transplant tissue rejection, HIV-1 and PKC modulated

immunological disorders.

51. The use of claim 45 wherein dermatological disorders are selected from the group consisting of psoriasis, hair loss and baldness.
- 5
52. The use of claim 45 wherein oncological disorders are selected from the group consisting of cancer, tumor growth, uncontrolled cell proliferation, proliferative angiopathy and angiogenesis.
- 10
53. The use of claim 45 wherein central nervous system disorders are selected from the group consisting of chronic pain, neuropathic pain, epilepsy, chronic neurodegenerative conditions, dementia, Alzheimer's disease, mood disorders, schizophrenia, manic depression and neurotraumatic, cognitive decline and ischemia-related diseases.
- 15
54. Use of a compound of claim 1-17 as an adjunct to chemotherapy and radiation therapy.
55. The use of claim 40 wherein a subject in need thereof receives a therapeutically effective amount of a pharmaceutical composition comprising the compound.
- 20
56. The use of claim 55 wherein the therapeutically effective amount of the pharmaceutical composition is from about 0.001 mg/kg/day to about 300 mg/kg/day.

25