



US00D804569S

(12) **United States Design Patent**
Williams et al.

(10) **Patent No.:** **US D804,569 S**

(45) **Date of Patent:** **** Dec. 5, 2017**

(54) **TRANSACTION CARD**

(71) Applicant: **American Express Travel Related Services Company, Inc.**, New York, NY (US)

(72) Inventors: **Troy Williams**, New York, NY (US);
Peter Bates, West Newton, MA (US);
Michel David Arney, Wellesley, MA (US);
Damien Vizcarra, Pasadena, CA (US)

(73) Assignee: **AMERICAN EXPRESS TRAVEL RELATED SERVICES COMPANY, INC.**, New York, NY (US)

(**) Term: **15 Years**

(21) Appl. No.: **29/548,291**

(22) Filed: **Dec. 11, 2015**

(51) **LOC (10) Cl.** **19-08**

(52) **U.S. Cl.**
USPC **D19/10**

(58) **Field of Classification Search**
USPC D19/1-12, 20-34, 100;

40/124.01-124.15, 672, 661, 726, 776,
40/617; 283/72, 74-75, 103, 105-107,
283/82, 70, 94, 81, 904; 206/449, 815;
D21/385; D20/10, 22, 27, 40, 42, 11;
D14/435-437; 360/2; D6/613, 583;
235/380, 382, 487, 493, 488

CPC .. B42D 15/022; B42D 15/042; B42D 15/045;
B42D 15/027; B42D 25/00; B42D 25/20;
B42D 25/23; B42D 25/26; B42D 25/29;
B42D 25/30; B42D 25/285; B42D

2033/00; B42D 2033/04; B42D 2033/08;
B42D 2033/10; B42D 2033/16; B42D
2033/18; B42D 2033/20; B42D 2033/22;
B42D 2033/28; B42D 2033/30
See application file for complete search history.

(56) **References Cited**

U.S. PATENT DOCUMENTS

D661,350 S *	6/2012	Halbur	G06Q 20/10 D19/9
D669,932 S *	10/2012	Allen	D19/10
D765,175 S *	8/2016	Canaday	D19/10
D766,367 S *	9/2016	Canaday	D19/9
D767,023 S *	9/2016	Ledsinger	D19/9
D786,356 S *	5/2017	Canaday	D19/10

* cited by examiner

Primary Examiner — Abraham Bahta

(74) *Attorney, Agent, or Firm* — Snell & Wilmer, L.L.P.


(57) **CLAIM**

The ornamental design for a transaction card, as shown and described.

DESCRIPTION

FIG. 1 is a perspective view of the transaction card showing our new design;
FIG. 2 is a front view thereof;
FIG. 3 is a side view thereof; and,
FIG. 4 is a rear view thereof.
The broken line showing of portions of the transaction card is included for the purpose of illustrating environmental structure and forms no part of the claimed design.

1 Claim, 3 Drawing Sheets






FIG.1




FIG. 3

FIG. 2

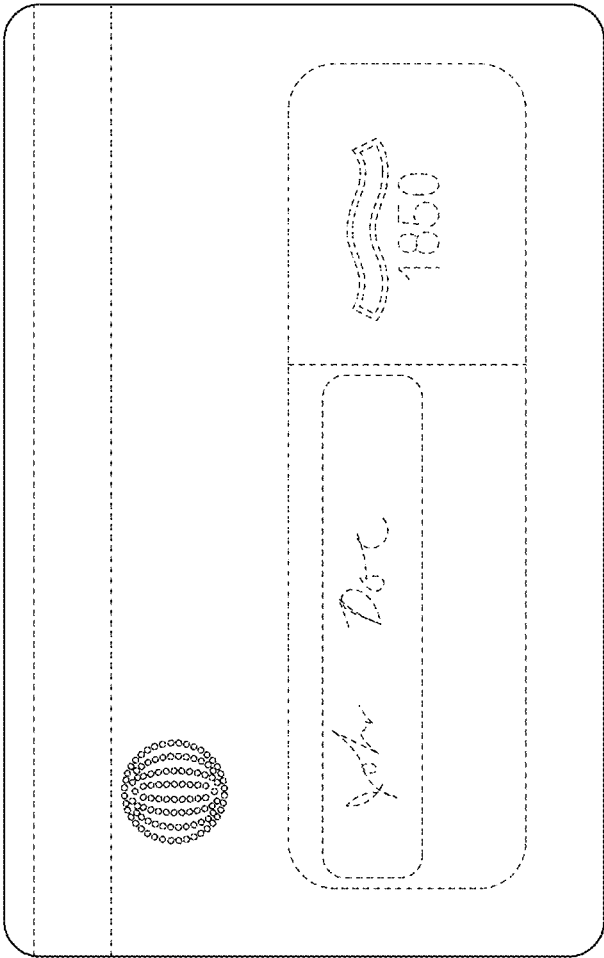


FIG.4