



US00D366875S

United States Patent [19]
Kakizaki

[11] **Patent Number:** **Des. 366,875**
[45] **Date of Patent:** ****Feb. 6, 1996**

[54] **REMOTE COMMANDER**

[75] Inventor: **Shigeyuki Kakizaki**, Tokyo, Japan

[73] Assignee: **Sony Corporation**, Tokyo, Japan

[**] Term: **14 Years**

[21] Appl. No.: **18,717**

[22] Filed: **Feb. 15, 1994**

[52] **U.S. Cl.** **D14/218**

[58] **Field of Search** **D10/104, 106;**
D13/168; D14/114, 124, 217, 218, 299;
348/734; 455/151.1-151.4, 352-355

[56] **References Cited**

U.S. PATENT DOCUMENTS

- D. 219,028 10/1970 Camarillo et al. D14/218
- D. 352,930 11/1994 Tsuji D13/168
- D. 354,489 1/1995 Patton et al. D14/218

OTHER PUBLICATIONS

- Video Review May/Jun. '93 p. 26 "Go-Video" Remote Control.
- Video Magazine Aug. '93 p. 96 "Trakker" remote.

Primary Examiner—Ted Shooman
Assistant Examiner—Sandra Morris
Attorney, Agent, or Firm—Thomas G. Carulli

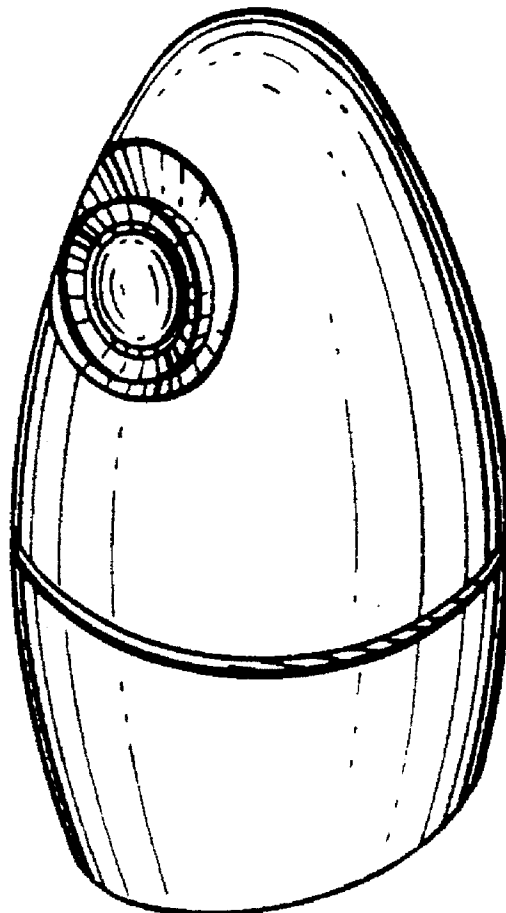
[57] **CLAIM**

The ornamental design for a remote commander, as shown and described.

DESCRIPTION

- FIG. 1 is a top, front, and right-side perspective view of a remote commander, showing my new design;
- FIG. 2 is a front elevational view thereof;
- FIG. 3 is a rear elevational view thereof;
- FIG. 4 is a left-side elevational view thereof;
- FIG. 5 is a right-side elevational thereof;
- FIG. 6 is a top plan view thereof; and,
- FIG. 7 is a bottom plan view thereof.

1 Claim, 2 Drawing Sheets



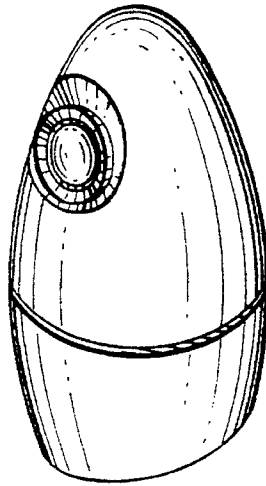


FIG. 1

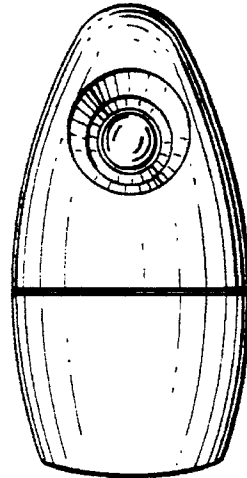


FIG. 2

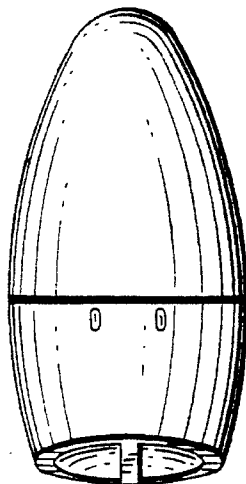


FIG. 3

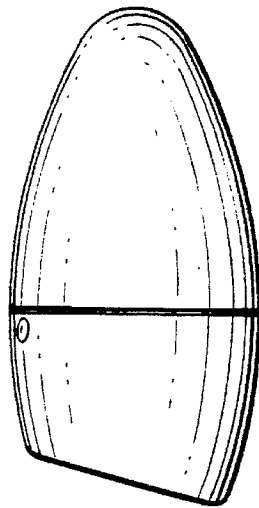


FIG. 4

FIG. 5

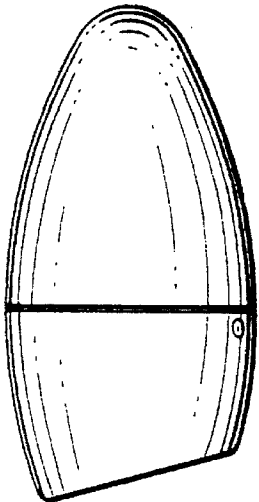


FIG. 6

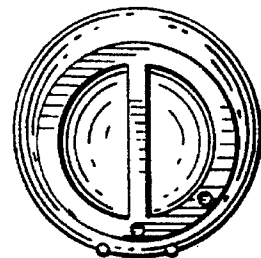
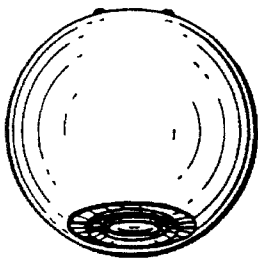


FIG. 7