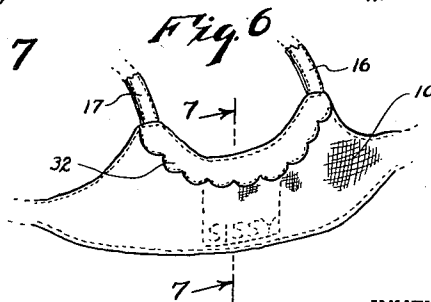
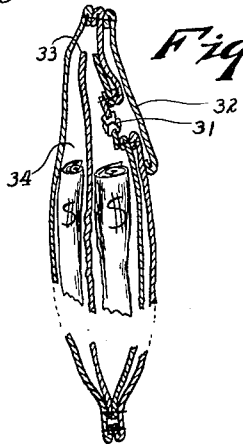
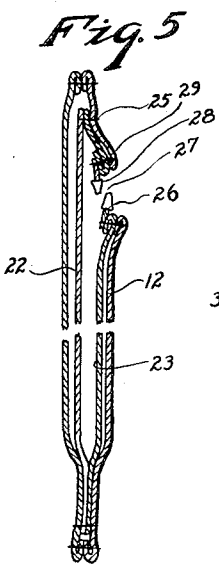
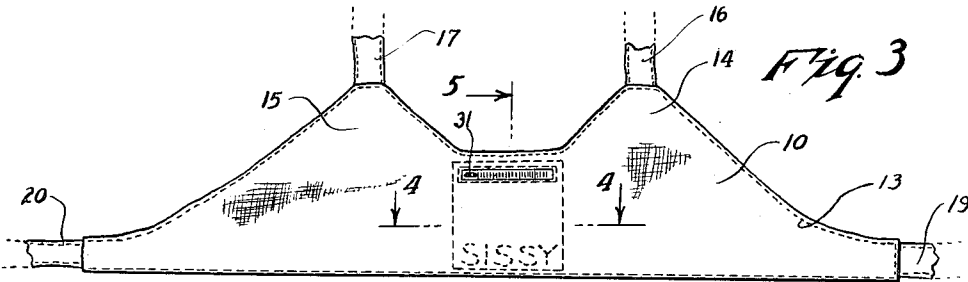
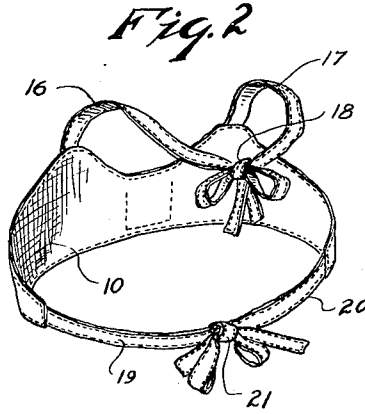


Jan. 13, 1953

J. D. LEE
COIN HALTER

2,624,881

Filed June 15, 1950



INVENTOR.
JENNIE DUNSON LEE

BY
L. S. Saulsbury
ATTORNEY

UNITED STATES PATENT OFFICE

2,624,881

COIN HALTER

Jennie Dunson Lee, La Grange, Ga.

Application June 15, 1950, Serial No. 168,332

1 Claim. (Cl. 2—42)

1

This invention relates to a sissy's coin halter.

It is an object of the present invention to provide a halter adapted to be placed about the chest of a small girl in a brassiere manner for the purpose of providing a money pocket by which money can be carried while the child is going to the store on errands where money must be paid and wherein there is provided adequate cover over the slide fastener for the pocket so that the identity of the halter or true function thereof need not be disclosed.

Other objects of the present invention are to provide a little girl's coin halter which is of simple construction, inexpensive to manufacture, of pleasing appearance, easy to apply to the child, and efficient in operation.

For other objects and for a better understanding of the invention, reference may be had to the following detailed description taken in connection with the accompanying drawing, in which

Fig. 1 is a perspective view of the coin halter being worn by a small girl.

Fig. 2 is a rear perspective view of the halter detached from the girl.

Fig. 3 is a fragmentary flattened front face view of the coin halter.

Fig. 4 is an enlarged transverse sectional view taken on line 4—4 of Fig. 3.

Fig. 5 is an enlarged vertical sectional view taken on line 5—5 of Fig. 3.

Fig. 6 is a fragmentary front perspective view of a modified form of the invention wherein a fringe flap lies over the slide fastener.

Fig. 7 is an enlarged vertical sectional view taken on line 7—7 of Fig. 6.

Referring now to the figures, 10 represents a front panel formed of two pieces 11 and 12 stitched together by a peripheral stitching 13. At the respective sides of the front panel are raised portions 14 and 15 having respectively neck straps 16 and 17 adapted to be tied in the manner as illustrated in Fig. 2 at 18, whereby to hold the halter over the neck and shoulders of the child.

To the respective ends of the front piece are straps 19 and 20 which can be tied in the manner as shown at 21 in Fig. 2 about the back of the child.

In the center of the front panel or piece, there is disposed between the layers 11 and 12 thereof, pocket wall pieces 22 and 23. A stitching 24 along the sides and bottom form the pocket opening. The wall piece 22 is stitched at 25 to the front piece 12 of the panel, Fig. 5. The pocket wall piece 23 is stitched to the front piece 12 over

2

the panel along with a slide fastener 26 to form the lower edge of an inlet opening 27. Another slide fastener 28 is secured by a stitching 29 to the separated part of the pocket wall piece 23. A pull slide 30 is operable over the slide fasteners 26 and 28 to open and close the opening 27 in the front piece 12 of the panel and in the front pocket wall piece 23.

In Figs. 6 and 7, a slightly different type of construction is shown, a fringe or flap 32 is stitched to the upper edge of the panel 10 and while having or giving a decorative appearance to the halter, it also serves to cover the slide fastener arrangement so as to conceal the identity of the halter. Otherwise, the halter would appear as a mere brassiere for a child without the money pocket showing.

The back wall 22 of the pocket can be broken away at its upper end, as indicated at 33, whereby to provide a secret pocket chamber 34 in the rear of the panel.

It will now be apparent that there has been provided a simple arrangement for a little girl which the little girl will be anxious to wear because of the design of the halter and wherein there is little opportunity for money to be lost upon going to the store.

While various changes may be made in the detail construction, it shall be understood that such changes shall be within the spirit and scope of the present invention as defined by the appended claim.

What is claimed is:

A money halter comprising a front panel, having upwardly extending portions, tie straps connected to the respective upwardly extending portions and adapted to extend over the shoulders and to be tied about the back of the neck of the wearer, tie straps connected to outer ends of the panel and adapted to tie about the back of the wearer, said front panel being formed of inner and outer layers, pocket wall pieces disposed between said layers, vertical stitching extending upwardly at the center of the panel and transverse stitching extending along the bottom of the panel including the layers and the pocket wall pieces, said outer layers being slit and provided with slide fastening means having parts connected to the sides of the slit, one of said pocket wall pieces also being slit adjacent to the slit of the outer layer and the parts of the slide fastener being connected to the slitted wall piece as well as to the outer layer, the other pocket wall piece being free at its upper edge and providing between the pocket wall piece and the inner panel

3

layer a secret pocket accessible from the top of the pocket provided by the first mentioned wall piece and the other wall piece, and a flap extending downwardly over the slide fastener opening and connected to the top of the panel to serve as a covering to conceal the slide fastening means. 5

JENNIE DUNSON LEE.

4

UNITED STATES PATENTS

Number	Name	Date
1,821,837	Johnson -----	Sept. 1, 1931
2,430,877	Kay -----	Nov. 18, 1947
2,436,430	Hart -----	Feb. 24, 1948
2,492,862	Harvey -----	Dec. 27, 1949

REFERENCES CITED

The following references are of record in the 10 file of this patent: