



US00D371790S

United States Patent [19] Takei

[11] Patent Number: **Des. 371,790**

[45] Date of Patent: ****Jul. 16, 1996**

[54] **TONE GENERATOR**

[75] Inventor: **Kunihiro Takei**, Shizuoka-ken, Japan

[73] Assignee: **Yamaha Corporation**, Japan

[**] Term: **14 Years**

[21] Appl. No.: **34,043**

[22] Filed: **Jan. 26, 1995**

[30] **Foreign Application Priority Data**

Jul. 27, 1994 [JP] Japan 6-22594

[52] U.S. Cl. **D14/217; D17/99**

[58] Field of Search D14/160, 167,
D14/168, 217, 299; 84/477 R, 622, 625,
630; 381/28, 119; D17/99

[56] **References Cited**

U.S. PATENT DOCUMENTS

4,624,170 11/1986 Ohno et al. 84/622
5,424,487 6/1995 Shioda 84/630
5,475,390 12/1995 Morikawa et al. 84/477 R X

OTHER PUBLICATIONS

Practical Electronics, vol. 11 No. 12 (Dec. 1975) p. 998
Minimix.

Music Trades, Feb. 1987, p. 99 Vesta Multitrade Recorders,
MR-30, top.

Primary Examiner—Sandra L. Morris

Attorney, Agent, or Firm—Ostrolenk, Faber, Gerb & Soffen

[57] **CLAIM**

The ornamental design for a tone generator, as shown.

DESCRIPTION

FIG. 1 is a top, front, right side perspective view of a tone generator, showing my new design;

FIG. 2 is a top view thereof;

FIG. 3 is a front view thereof;

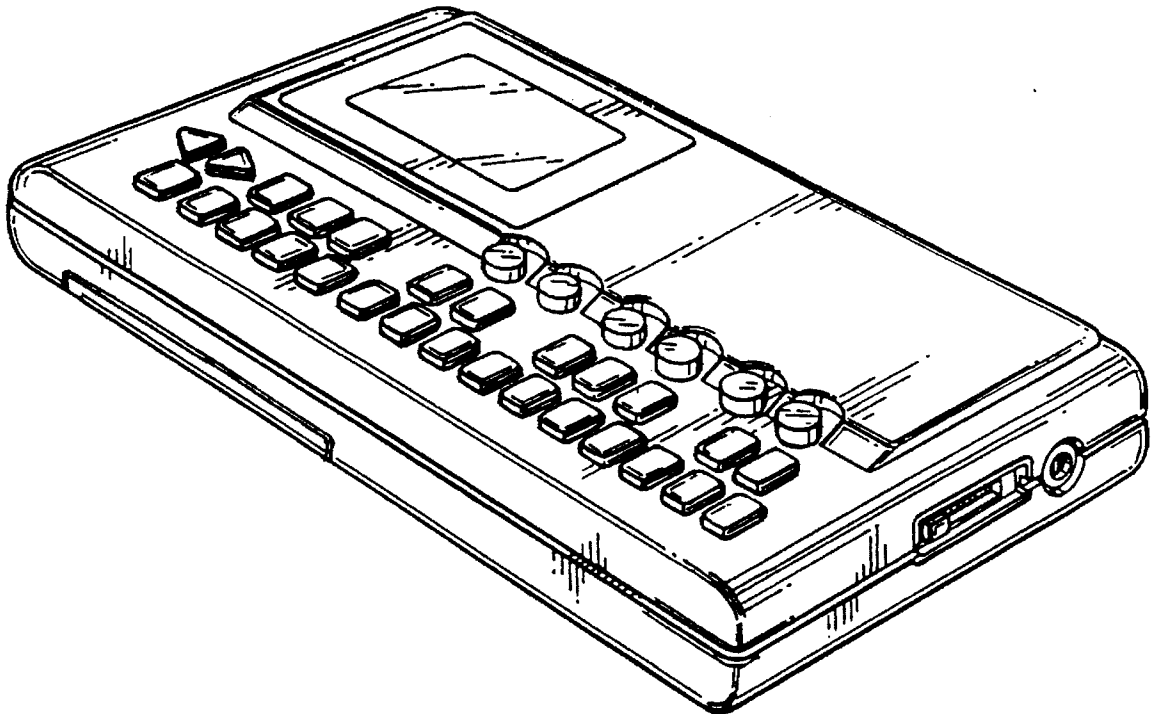
FIG. 4 is a rear view thereof;

FIG. 5 is a left side view thereof;

FIG. 6 is a right side view thereof; and,

FIG. 7 is a bottom view thereof.

1 Claim, 2 Drawing Sheets



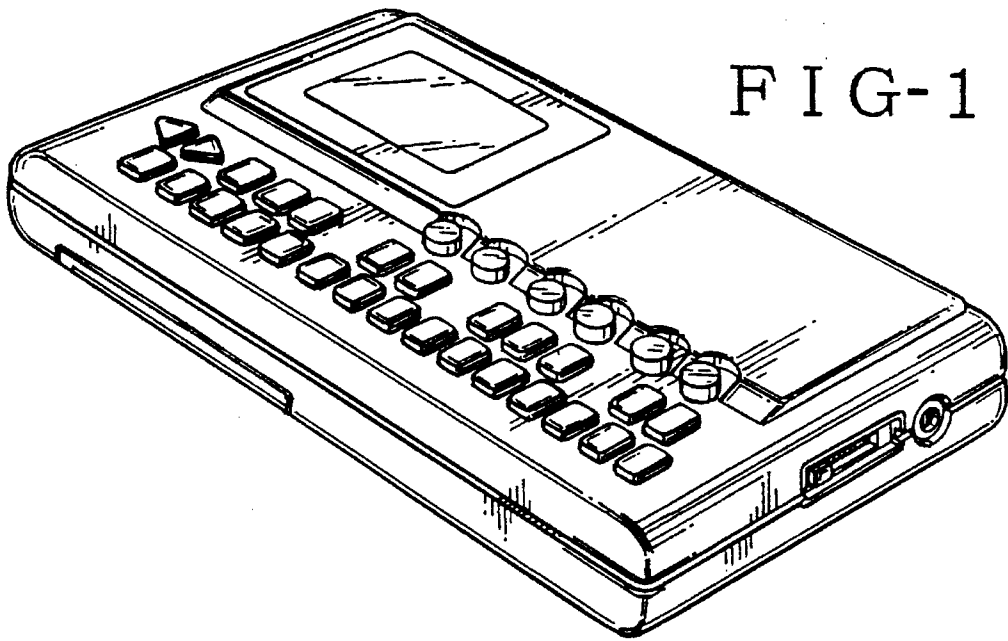


FIG-2

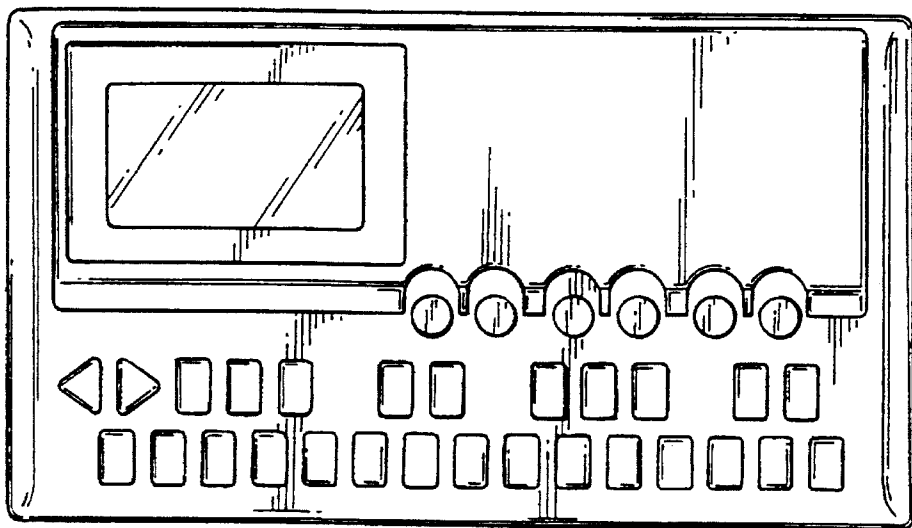


FIG-3

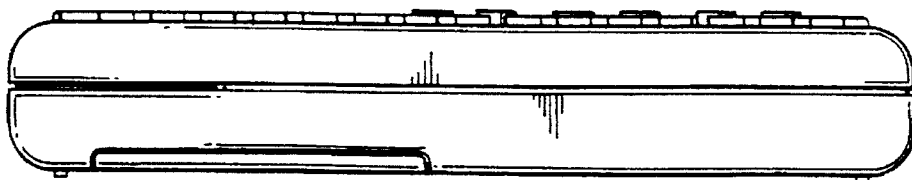


FIG-4




FIG-5

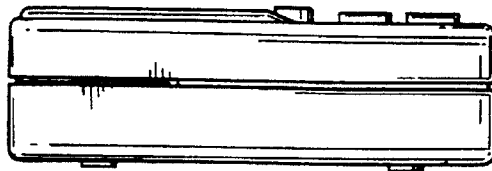


FIG-6

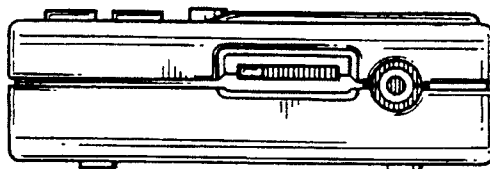


FIG-7

