



US00D867350S

(12) **United States Design Patent**
Park et al.

(10) **Patent No.:** **US D867,350 S**

(45) **Date of Patent:** **** Nov. 19, 2019**

(54) **MOBILE PHONE**

(71) Applicant: **LG ELECTRONICS INC.**, Seoul (KR)

(72) Inventors: **Seungbeom Park**, Seoul (KR); **Hyon Kim**, Seoul (KR); **Woonlee Park**, Seoul (KR); **Hyun Lee**, Seoul (KR); **Jiyoun Cha**, Seoul (KR); **Hanwool Choi**, Seoul (KR)

(73) Assignee: **LG ELECTRONICS INC.**, Seoul (KR)

(**) Term: **15 Years**

(21) Appl. No.: **29/644,484**

(22) Filed: **Apr. 18, 2018**

(30) **Foreign Application Priority Data**

Oct. 19, 2017 (KR) 30-2017-0048661

(51) **LOC (12) Cl.** **14-03**

(52) **U.S. Cl.**
USPC **D14/248**

(58) **Field of Classification Search**
USPC D14/138 G, 248, 341, 371, 374, 138 R,
D14/138 AA, 138 AB, 138 AC, 138 AD,
D14/138 C, 247
CPC H04M 1/0202; H04M 1/0235; H04M
1/0237; H04M 1/0239; H04M 1/0266;
H04M 1/0268; H04M 1/027; H04M
1/0295

See application file for complete search history.

(56) **References Cited**

U.S. PATENT DOCUMENTS

D521,481 S * 5/2006 Shin D14/138 AB
D627,782 S * 11/2010 Ichise D14/346
D665,808 S * 8/2012 Wang D14/248
D665,809 S * 8/2012 Wang D14/248

D697,507 S * 1/2014 Yu D14/341
9,542,866 B1 * 1/2017 Cowan B44C 1/105
D786,214 S * 5/2017 Kwon D14/138 G
D788,731 S * 6/2017 Park D14/138 C
D798,835 S * 10/2017 Kim D14/138 G
D803,176 S * 11/2017 Cho D14/138 G
D817,314 S * 5/2018 Kwon D14/248
D819,591 S * 6/2018 Kwon D14/138 G

(Continued)

OTHER PUBLICATIONS

LG Q60, announced Feb. 2019, [online], [retrieved on Mar. 12, 2019]. Retrieved from Internet ,<URL: http://www.gsmarena.com>.*

(Continued)

Primary Examiner — Bridget L Eland

(74) *Attorney, Agent, or Firm* — Birch, Stewart, Kolasch & Birch, LLP

(57) **CLAIM**

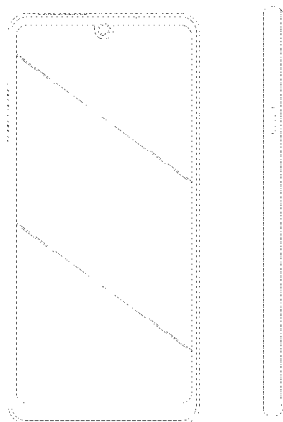
The ornamental design for a mobile phone, as shown and described.

DESCRIPTION

FIG. 1 is a front perspective view of a mobile phone showing our new design;
FIG. 2 is a front view thereof;
FIG. 3 is a rear view thereof;
FIG. 4 is a left side view thereof;
FIG. 5 is a right side view thereof;
FIG. 6 is a top plan view thereof; and,
FIG. 7 is a bottom plan view thereof.

The outermost broken line immediately adjacent to the full line showing of the claimed design represents the bounds of the claimed design while all other broken lines are directed to environment and are for illustrative purposes only; the broken lines form no part of the claimed design. The outermost solid line in the figures defines the bounds of the claimed design.

1 Claim, 7 Drawing Sheets



(56)

References Cited

U.S. PATENT DOCUMENTS

D829,186	S	*	9/2018	Kim	D14/138	G
D829,677	S	*	10/2018	Kim	D14/138	G
D832,829	S	*	11/2018	Kwon	D14/248	
D834,550	S	*	11/2018	Ryu	D14/138	G
D835,597	S	*	12/2018	Lee	G03B 29/00	
						D14/138	G
2017/0289324	A1	*	10/2017	Yeo	G03B 29/00	
2018/0196475	A1	*	7/2018	Bao	G06F 1/1684	

OTHER PUBLICATIONS

LG K50, announced Feb. 2019, [online], [retrieved on Mar. 12, 2019]. Retrieved from Internet ,<URL: <http://www.gsmarena.com>>.*

Samsung Galaxy M30, announced Feb. 2019, [online], [retrieved on Mar. 12, 2019]. Retrieved from Internet ,<URL: <http://www.gsmarena.com>>.*

Samsung Galaxy A50, announced Feb. 2019, [online], [retrieved on Mar. 12, 2019]. Retrieved from Internet ,<URL: <http://www.gsmarena.com>>.*

* cited by examiner

FIG. 1

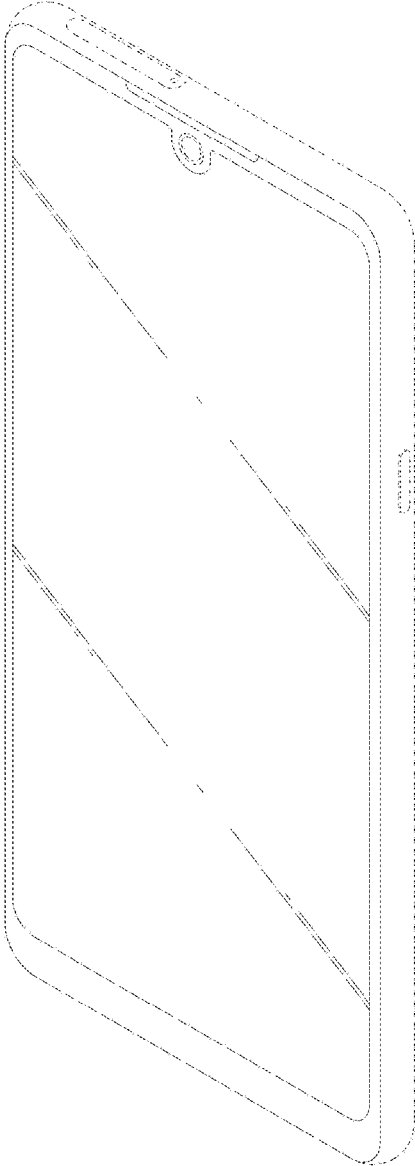


FIG. 2




FIG. 3




FIG. 4



FIG. 5




FIG. 6



FIG. 7

