

[54] HELMET RING

[76] Inventors: William J. Sears, 3013 Pico Blvd., Santa Monica, Calif. 90405; Gary Hudson, 1658 Kaweah Dr., Pasadena, Calif. 91105

[**] Term: 14 Years

[21] Appl. No.: 218,649

[22] Filed: Dec. 22, 1980

[51] Int. Cl. D11-01

[52] U.S. Cl. D11/30; D2/231; D11/5

[58] Field of Search D11/1-3, D11/5, 26-30, 34-39; D2/231, 232, 239, 243; D7/19, 5; 63/1 R-3, 5 R, 11, 15-15.8; 2/410, 425

[56] References Cited

U.S. PATENT DOCUMENTS

D. 170,241 8/1953 Robbins D11/2 X

D. 239,587 4/1976 Dickstein et al. D7/19 X
2,286,535 6/1942 Goldstein D11/81
3,600,713 8/1971 Holt 2/425

OTHER PUBLICATIONS

European Jeweler, 9/1975, p. 133-Ring w/crown at right.

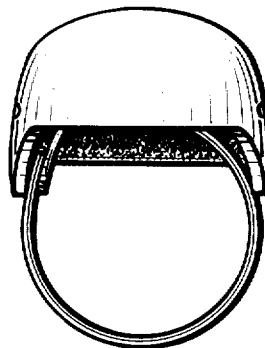
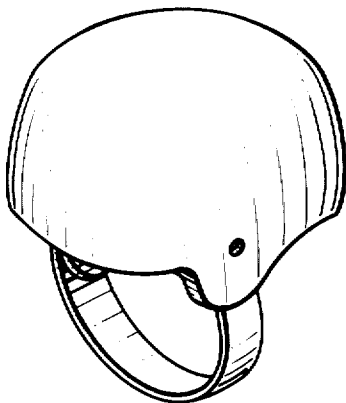
Primary Examiner—Louis S. Zarfes
Attorney, Agent, or Firm—Cislo, O'Reilly & Thomas

[57] CLAIM

The ornamental design for a helmet ring, as shown and described.

DESCRIPTION

FIG. 1 is a perspective view of a helmet ring showing our new design;
FIG. 2 is a front elevational view;
FIG. 3 is a side elevational view;
FIG. 4 is a rear elevational view;
FIG. 5 is a top plan view; and
FIG. 6 is a bottom plan view.



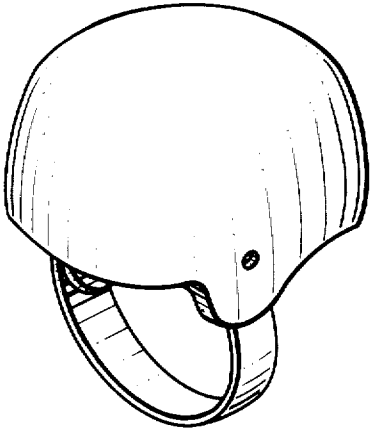


Fig. 1.

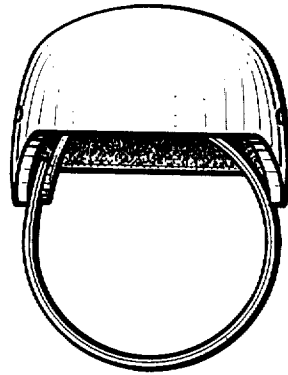


Fig. 2.

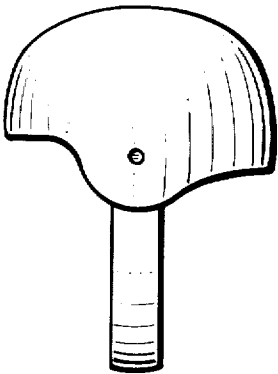


Fig. 3.

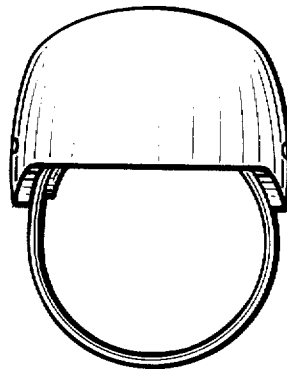


Fig. 4.

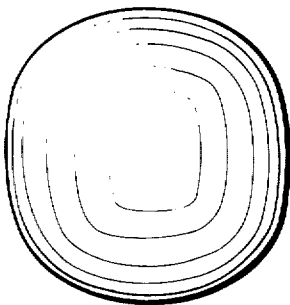


Fig. 5.

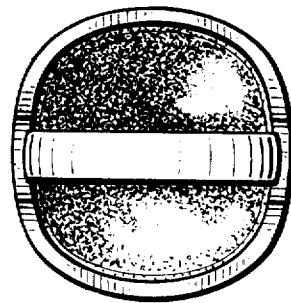


Fig. 6.