



US00D953718S

(12) **United States Design Patent**  
**Bradley**

(10) **Patent No.:** **US D953,718 S**  
(45) **Date of Patent:** **\*\* Jun. 7, 2022**

(54) **HEEL PAD FOR A SHOE**

FOREIGN PATENT DOCUMENTS

(71) Applicant: **INTRICATE FORTE, INC.**, Latham,  
NY (US)

CA	2982929	10/2016
CA	199489	11/2020
WO	2016/168072	10/2016

(72) Inventor: **Tina Bradley**, Latham, NY (US)

OTHER PUBLICATIONS

(73) Assignee: **INTRICATE FORTE, INC.**, Latham,  
NY (US)

2021 Extra Grip Design Heel Cushion Pads—Shoe Heel Grip Shoe Pads—Shoe Back Heel Pads to Prevent Blisters, Calluses & Loose Shoes—Fit Most Shoes—Invisible (2 Pairs),<https://www.ubuy.com.tr/en/product/QX7WN34W-2021-extra-grip-design-heel-cushion-pads-shoe-heel-grip>, May 26, 2021. (Year: 2021).\*

(\*\*) Term: **15 Years**

(21) Appl. No.: **29/788,988**

(Continued)

(22) Filed: **Aug. 23, 2021**

*Primary Examiner* — Elizabeth J Oswecki  
(74) *Attorney, Agent, or Firm* — Gottlieb, Rackman & Reisman, PC

**Related U.S. Application Data**

(63) Continuation-in-part of application No. 29/735,459, filed on May 21, 2020, now Pat. No. Des. 928,489, which is a continuation-in-part of application No. 16/710,438, filed on Dec. 11, 2019, which is a continuation of application No. 15/934,459, filed on  
(Continued)

(57) **CLAIM**

The ornamental design for a heel pad for a shoe, as shown and described.

(51) **LOC (13) Cl.** ..... **02-04**  
(52) **U.S. Cl.**  
USPC ..... **D2/961**  
(58) **Field of Classification Search**  
USPC ..... D2/915, 946, 961, 896, 976; 2/61;  
36/69, 71, 71.5, 72 R, 72 A, 72 B, 73, 43,  
36/44  
CPC ..... A43B 23/28; A43B 23/30; A43B 5/007;  
A43B 5/0439; A43B 9/00; A43B 3/166;  
(Continued)

**DESCRIPTION**

FIG. 1 is a perspective view of a heel pad for a shoe showing my new design in a closed position;  
FIG. 2 is a front elevation view thereof;  
FIG. 3 is a rear elevation view thereof;  
FIG. 4 is a side elevation view thereof, the opposite side elevation view being a mirror image thereof;  
FIG. 5 is a top plan view thereof;  
FIG. 6 is a bottom plan view thereof;  
FIG. 7 is a front elevation view thereof shown in a condition of use attached to a shoe shown in broken lines;  
FIG. 8 is a front elevation view of FIG. 2 shown in an open, flattened position;  
FIG. 9 is a rear elevation view of FIG. 8; and,  
FIG. 10 is a top perspective view of FIG. 8.

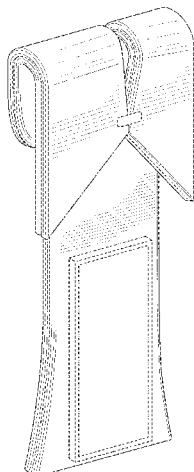
The broken lines in the drawings illustrating a shoe are environmental structure and form no part of the claimed

(Continued)

(56) **References Cited**

U.S. PATENT DOCUMENTS

325,280 A 9/1885 Smadbeck et al.  
763,934 A 6/1904 Stawartz  
(Continued)



design. All other broken lines illustrate portions of the heel pad for a shoe that form no part of the claimed design.

**1 Claim, 9 Drawing Sheets**

**Related U.S. Application Data**

Mar. 28, 2018, now Pat. No. 10,548,371, which is a continuation-in-part of application No. 15/566,162, filed on Oct. 12, 2017, now abandoned, application No. 29/788,988, filed on Aug. 23, 2021, which is a continuation-in-part of application No. 29/735,459, which is a continuation-in-part of application No. 29/641,710, filed on Mar. 23, 2018, now Pat. No. Des. 888,395, and a continuation of application No. 29/641,704, filed on Mar. 23, 2018, now Pat. No. Des. 887,694.

- (58) **Field of Classification Search**  
CPC ..... A43B 21/22; A43B 21/00; A43B 17/00;  
A43B 17/14; A43B 19/00  
See application file for complete search history.

(56) **References Cited**

U.S. PATENT DOCUMENTS

1,155,209 A *	9/1915	Burke .....	A43B 23/28 36/58.5
1,192,433 A	7/1916	Krieger	
1,548,172 A	8/1925	Redden	
1,586,698 A	6/1926	Posner	
1,596,288 A	8/1926	Miller	
1,718,619 A	6/1929	Watanabe	
1,838,487 A	12/1931	Josephs	
1,844,280 A	2/1932	Harry et al.	
1,946,591 A	2/1934	Saito	
2,634,515 A	4/1953	Saitta	
2,700,229 A	1/1955	Dubin	
2,716,249 A	8/1955	Holloway	
3,063,172 A	11/1962	Beattie	
3,112,571 A	12/1963	Musgrave	
3,359,660 A	12/1967	Nadaud	
3,400,474 A	9/1968	Tendler	
4,503,628 A	3/1985	Mancinelli et al.	
4,642,916 A	2/1987	Collins	
4,724,847 A	2/1988	Nelson	
5,007,417 A	4/1991	Bender	
5,090,140 A	2/1992	Sessa	
D328,965 S	9/1992	Ewing	
5,152,082 A	10/1992	Culpepper	
5,459,947 A	10/1995	Lasher	
D374,336 S	10/1996	de Silva et al.	
5,584,707 A	12/1996	Volz et al.	

5,842,292 A *	12/1998	Siesel .....	A43B 23/28 36/58.5
D411,758 S	7/1999	Karim	
6,170,175 B1	1/2001	Funk	
6,584,707 B1	7/2003	Racine et al.	
7,049,478 B1	5/2006	Smith	
7,168,188 B2	1/2007	Auger et al.	
7,204,043 B2	4/2007	Kilgore	
D571,540 S	6/2008	Granito	
D667,630 S	9/2012	Christ	
8,397,357 B1 *	3/2013	Madey .....	A43C 7/04 24/712.3
8,424,117 B2	4/2013	Hasan et al.	
8,438,708 B1 *	5/2013	Tuck .....	A43C 7/005 24/712.3
D705,535 S	5/2014	Stapleton	
D806,997 S	1/2018	Whiting	
10,327,512 B2	6/2019	Birrell	
10,405,603 B2 *	9/2019	Vallon .....	A43B 7/24
10,548,371 B2	2/2020	Bradley	
D887,694 S	6/2020	Bradley	
D888,395 S	6/2020	Bradley	
D928,489 S	8/2021	Bradley	
2002/0029494 A1	3/2002	Small	
2006/0168850 A1	8/2006	Wartel et al.	
2008/0301860 A1 *	12/2008	Iqbal .....	A43B 23/07 2/455
2009/0293240 A1	12/2009	Hubbard	
2010/0018082 A1 *	1/2010	Stokes .....	A43B 7/16 36/36 R
2010/0224312 A1 *	9/2010	Tsubaki .....	C09J 7/403 156/212
2013/0269218 A1	10/2013	Blumenaus	
2013/0333242 A1	12/2013	Whiting	
2014/0338224 A1	11/2014	Sketch et al.	
2014/0345158 A1	11/2014	Fox	
2017/0027285 A1	2/2017	Mancini	
2018/0084866 A1	3/2018	Bradley	
2020/0113288 A1	4/2020	Bradley	

**OTHER PUBLICATIONS**

International Search Report and Written Opinion of the International Searching Authority of International Patent Application No. PCT/US2016/026606, dated Jun. 30, 2016.  
 UTCARIBLE 5 Pairs Heel Cushion Inserts Heal Grips Shoe Pads for Women Non Slip Wear Resistant Silicone Heel Liners Protectors for Loose Shoes High Heels, <https://www.walmart.com/ip/AUTCARIBLE-5-Pairs-Heel-Cushion-Inserts-Grips-Show-Pads-Woemn-Non-Slip-Wear-Resistent-Silicone-Liner-Protectors,2021> (Year: 2021).  
<https://www.rogerscorp.com/elastomeric-material-solutions/poron-industrial-polyurethanes> Nov. 5, 2021.  
<https://www.sealanddesign.com/products/gaskets/foam-gaskets/urethane-foam-poron-material/>, Nov. 5, 2021.

\* cited by examiner

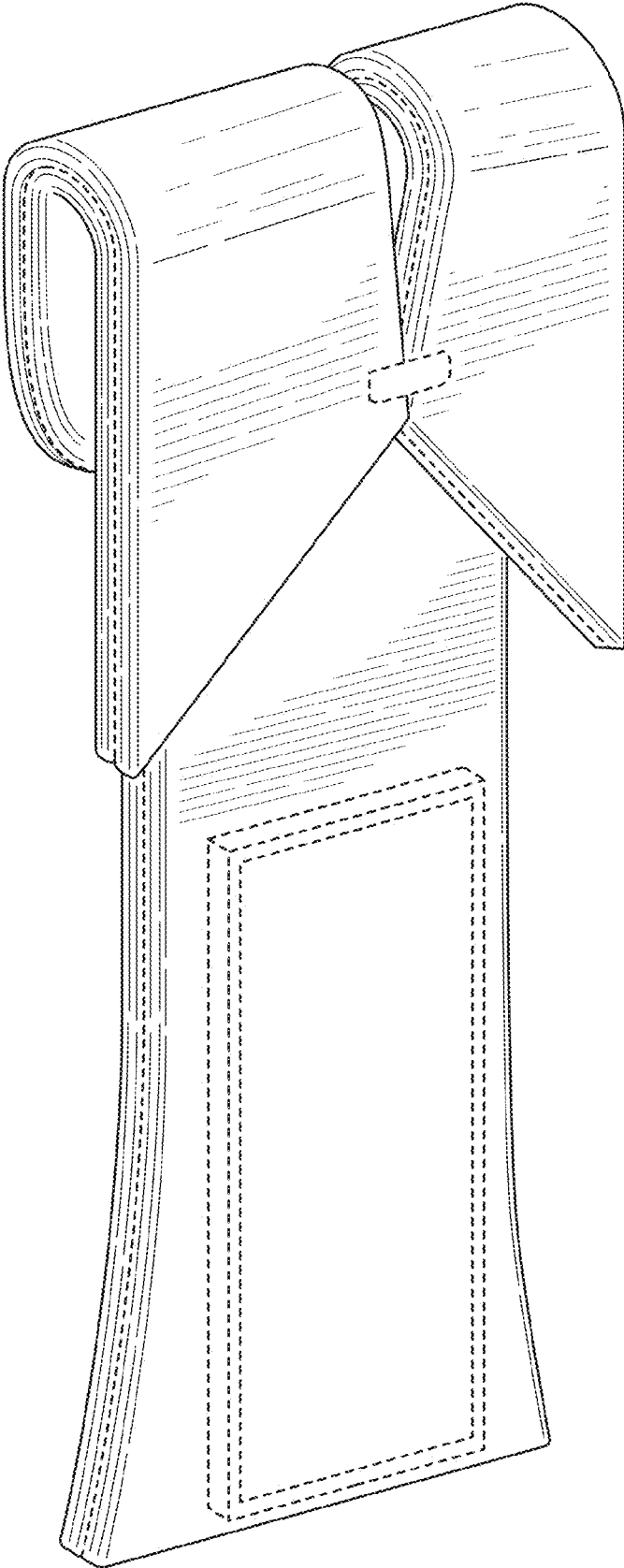


FIG. 1

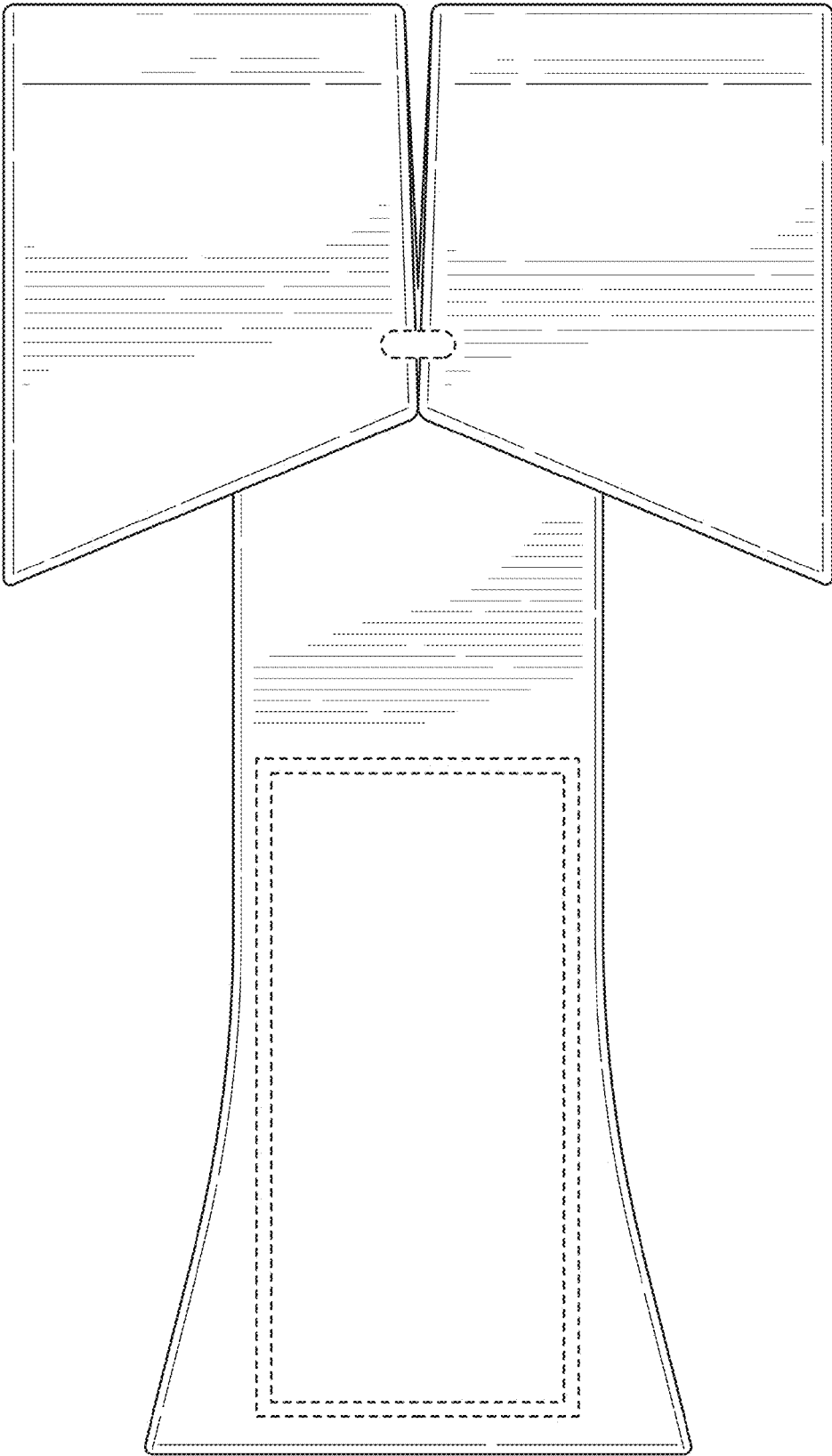


FIG. 2

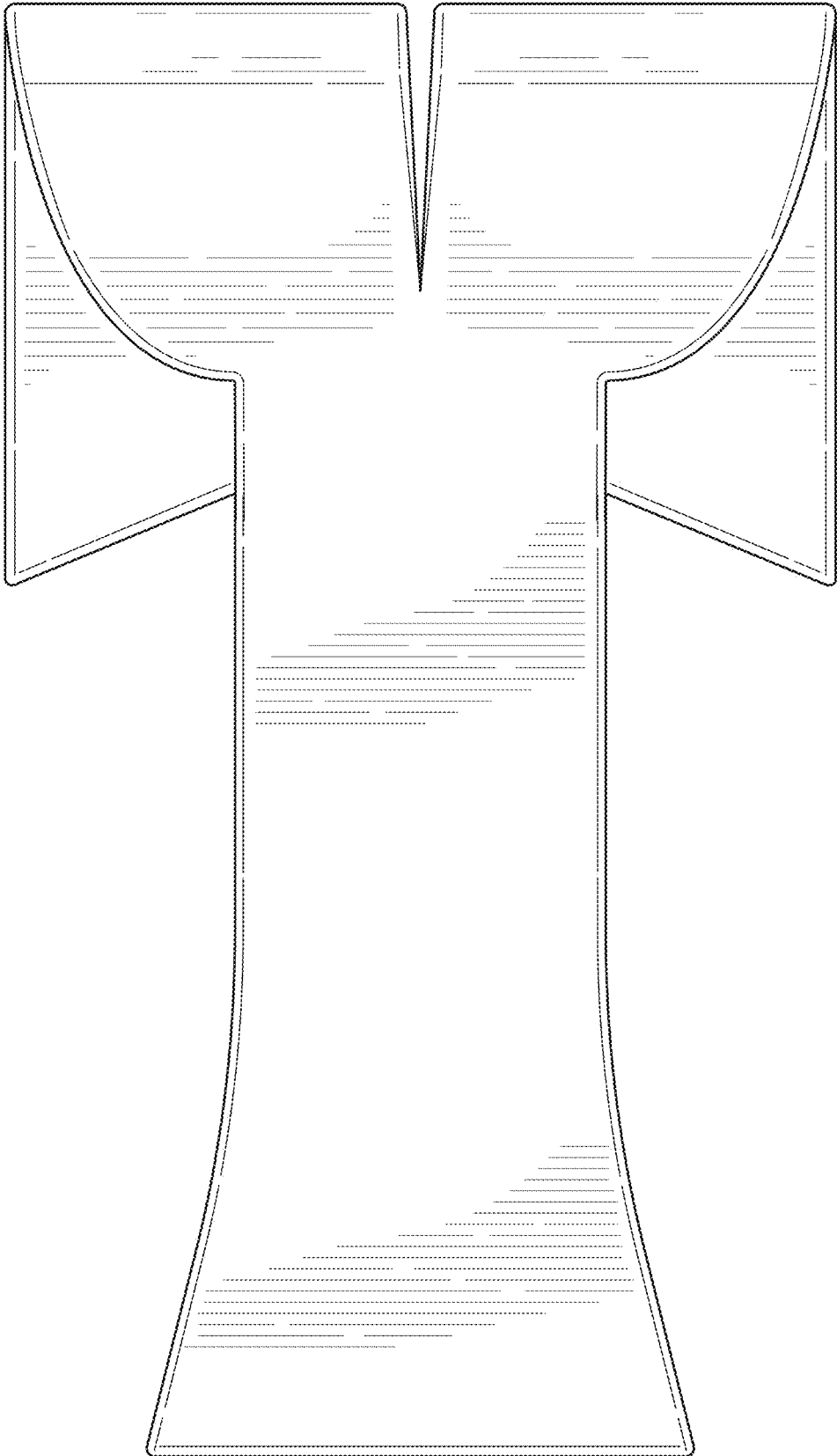


FIG. 3

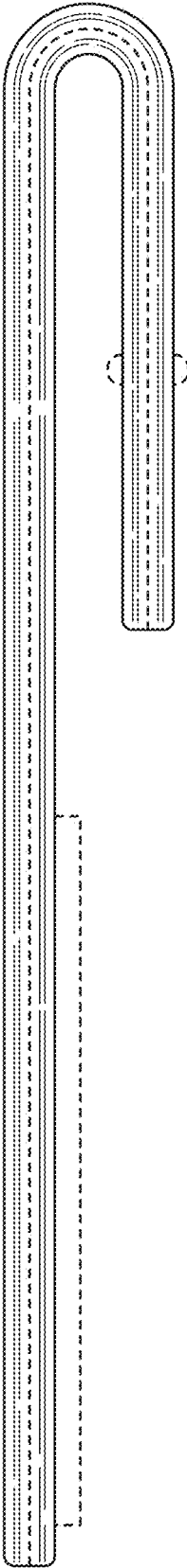


FIG. 4

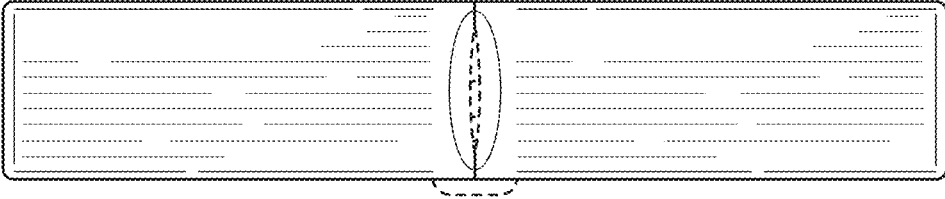


FIG. 5

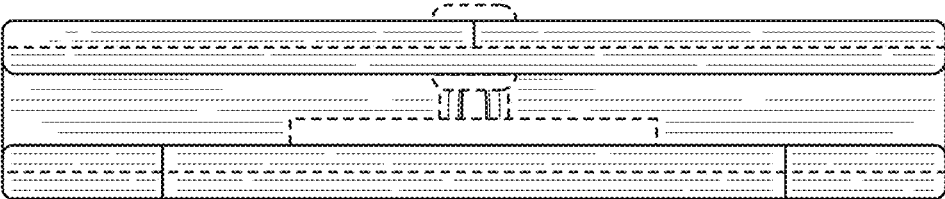


FIG. 6




FIG. 7



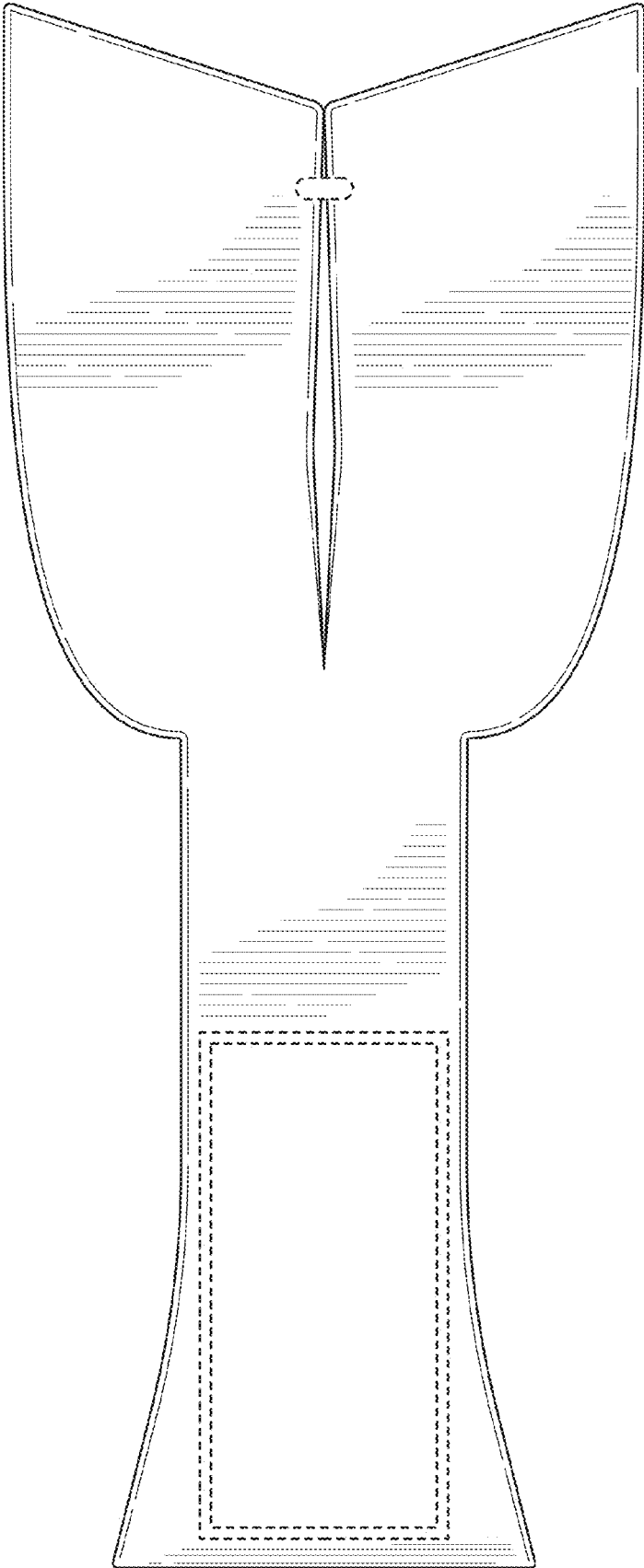


FIG. 8

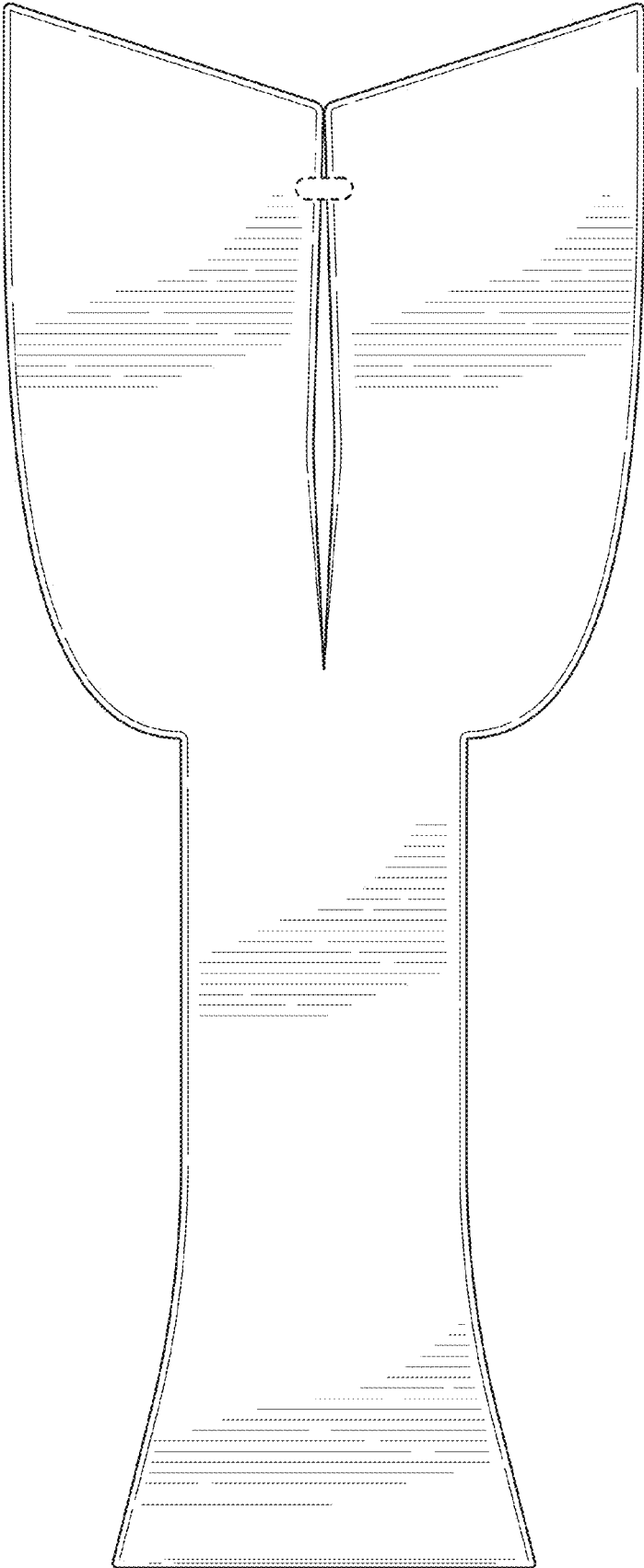


FIG. 9

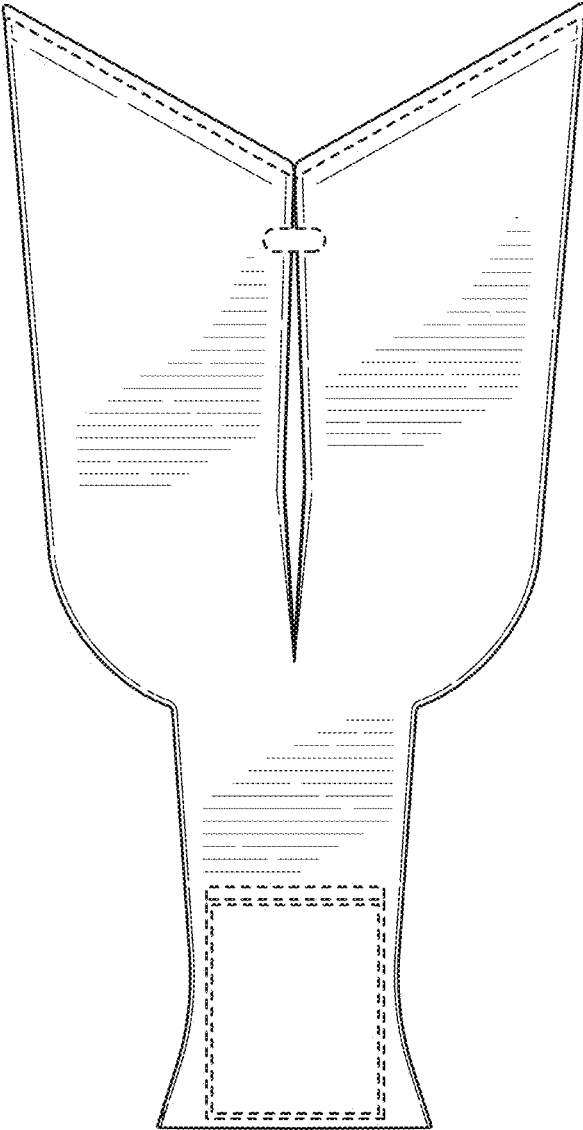


FIG. 10