



US00D482985S

(12) **United States Design Patent** (10) **Patent No.:** **US D482,985 S**
Bombeke (45) **Date of Patent:** **** Dec. 2, 2003**

(54) **CUT FOR A JEWELRY STONE**
(76) **Inventor: Pieter Paul Renaat Bombeke,**
Stadswaag 20, Antwerpen (BE), B-2000

(**) **Term: 14 Years**

(21) **Appl. No.: 29/181,604**

(22) **Filed: May 14, 2003**

(30) **Foreign Application Priority Data**

Nov. 14, 2002 (WO) DM/062 206

(51) **LOC (7) Cl. 11-01**

(52) **U.S. Cl. D11/90**

(58) **Field of Search D11/1-2, 26-29,**
D11/89-92; 63/26-28, 32

(56) **References Cited**

U.S. PATENT DOCUMENTS

2,364,031 A * 11/1944 Suderov 63/32
2,447,407 A * 8/1948 Grain 63/32
2,587,972 A * 3/1952 Crise 63/32

D405,023 S * 2/1999 Correa D11/79
D411,133 S * 6/1999 Alvarado D11/90
D440,522 S * 4/2001 Swarovski D11/90
D468,494 S * 7/2003 Holloway D11/1

* cited by examiner

Primary Examiner—Ralf Seifert

(74) *Attorney, Agent, or Firm*—Bacon & Thomas, PLLC

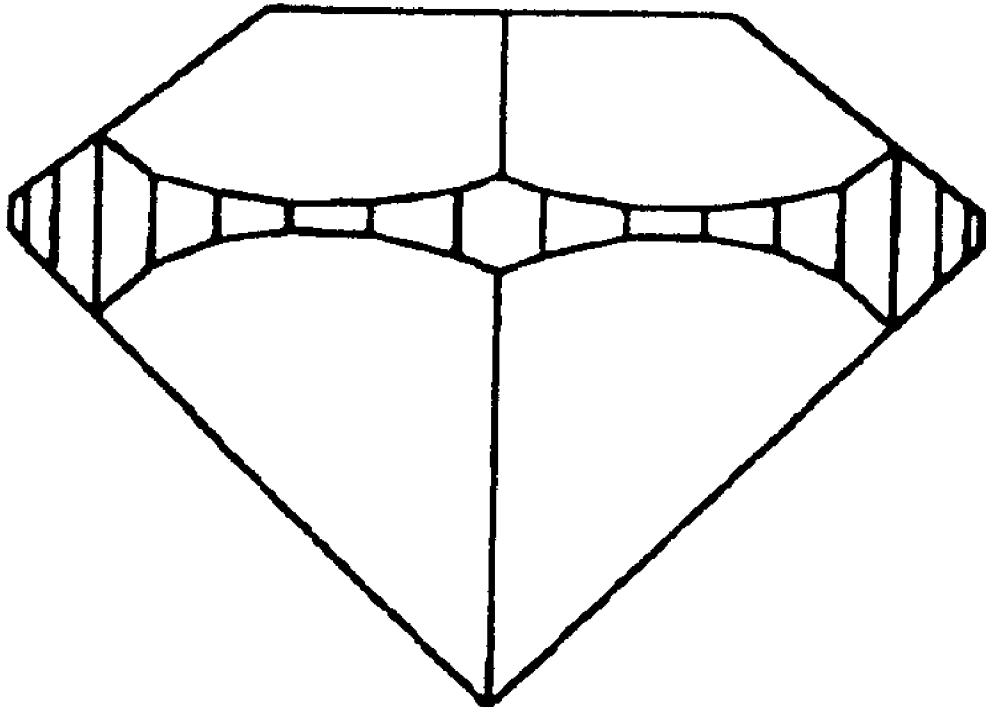
(57) **CLAIM**

The ornamental design for a cut for a jewelry stone, as shown.

DESCRIPTION

FIG. 1 is a front view of a cut for a jewelry stone, showing my new design;
FIG. 2 is a top plan view thereof;
FIG. 3 is a bottom plan view thereof;
FIG. 4 is a rear view thereof;
FIG. 5 is a left side view thereof; and,
FIG. 6 is a right side view thereof.

1 Claim, 1 Drawing Sheet



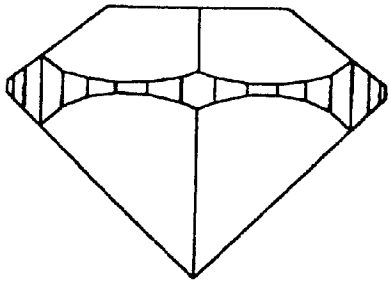


Fig. 1

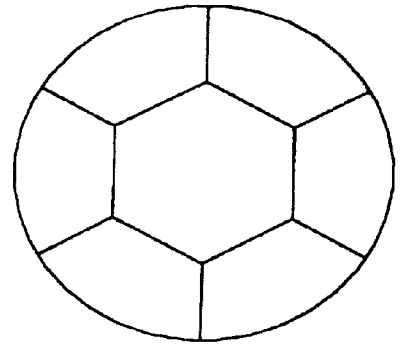


Fig. 2

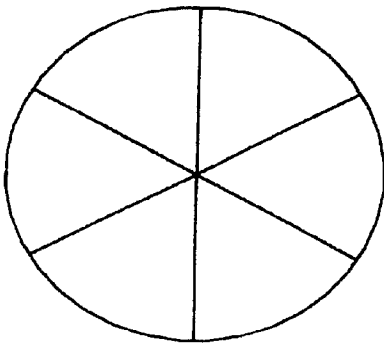


Fig. 3

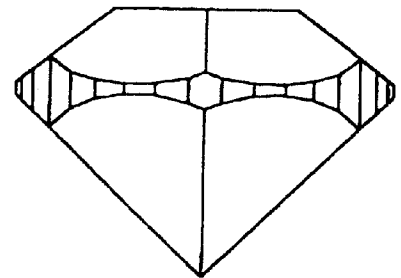


Fig. 4

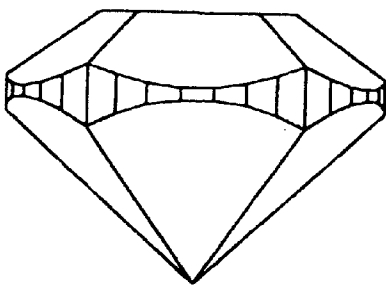


Fig. 5

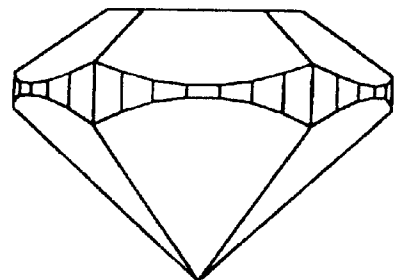


Fig. 6