



US00D946180S

(12) **United States Design Patent**
Offen

(10) **Patent No.:** **US D946,180 S**

(45) **Date of Patent:** **** Mar. 15, 2022**

- (54) **TAILLIGHT FOR A VEHICLE**
- (71) Applicant: **VOLVO CAR CORPORATION**,
Gothenburg (SE)
- (72) Inventor: **Markus Offen**, Torslanda (SE)
- (73) Assignee: **VOLVO CAR CORPORATION**,
Gothenburg (SE)

D850,676 S *	6/2019	Lin	D26/28
D852,997 S *	7/2019	Takahashi	D26/28
D861,932 S *	10/2019	Munakata	D26/28
D869,021 S *	12/2019	Allmendinger	D26/28
D876,279 S *	2/2020	Mayer	D12/91
D884,937 S *	5/2020	Zhai	D26/28
D893,774 S *	8/2020	Binder	D26/28
D902,456 S *	11/2020	Nordmann	D26/28
D907,263 S *	1/2021	Lin	D26/28
D917,750 S *	4/2021	Yang	D26/28

(**) Term: **15 Years**

(21) Appl. No.: **29/738,448**

(22) Filed: **Jun. 17, 2020**

(30) **Foreign Application Priority Data**

Dec. 18, 2019 (DE) 402019000998.8

(51) **LOC (13) Cl.** **26-06**

(52) **U.S. Cl.**
USPC **D26/28**

(58) **Field of Classification Search**
USPC D26/28, 29, 30, 31, 32, 33, 34, 35, 36
CPC . F21V 21/09; F21V 5/00; F21V 29/04; B60Q
1/00; B60Q 9/135; F21S 41/41; F21S
48/00; F21S 48/225

See application file for complete search history.

(56) **References Cited**

U.S. PATENT DOCUMENTS

D416,638 S *	11/1999	Horbury	D26/28
D611,175 S *	3/2010	Elliott	D26/28
D750,291 S *	2/2016	Platto	D26/28
D763,489 S *	8/2016	Allen	D26/28
D763,490 S *	8/2016	Allen	D26/28

OTHER PUBLICATIONS

Volvo, "Volvo XC90 Press Release—model year 2012", May 20, 2013, published by Volvo Cars, visited on Oct. 26, 2021 via URL: <<https://www.media.volvocars.com/global/en-gb/media/pressreleases/38316>> (Year: 2013).*

* cited by examiner

Primary Examiner — Marissa J Cash
Assistant Examiner — Nishaad Sebastian Lorengo
(74) *Attorney, Agent, or Firm* — Berenato & White, LLC

(57) **CLAIM**

The ornamental design for a taillight for a vehicle, as shown.

DESCRIPTION

FIG. 1 is a front view of a taillight for a vehicle showing my new design;
FIG. 2 is a rear view thereof;
FIG. 3 is a right perspective view thereof;
FIG. 4 is a left perspective view thereof;
FIG. 5 is a right side view thereof;
FIG. 6 is a left side view thereof;
FIG. 7 is a top view thereof; and,
FIG. 8 is a bottom view thereof.

1 Claim, 8 Drawing Sheets






FIG. 1



FIG. 2

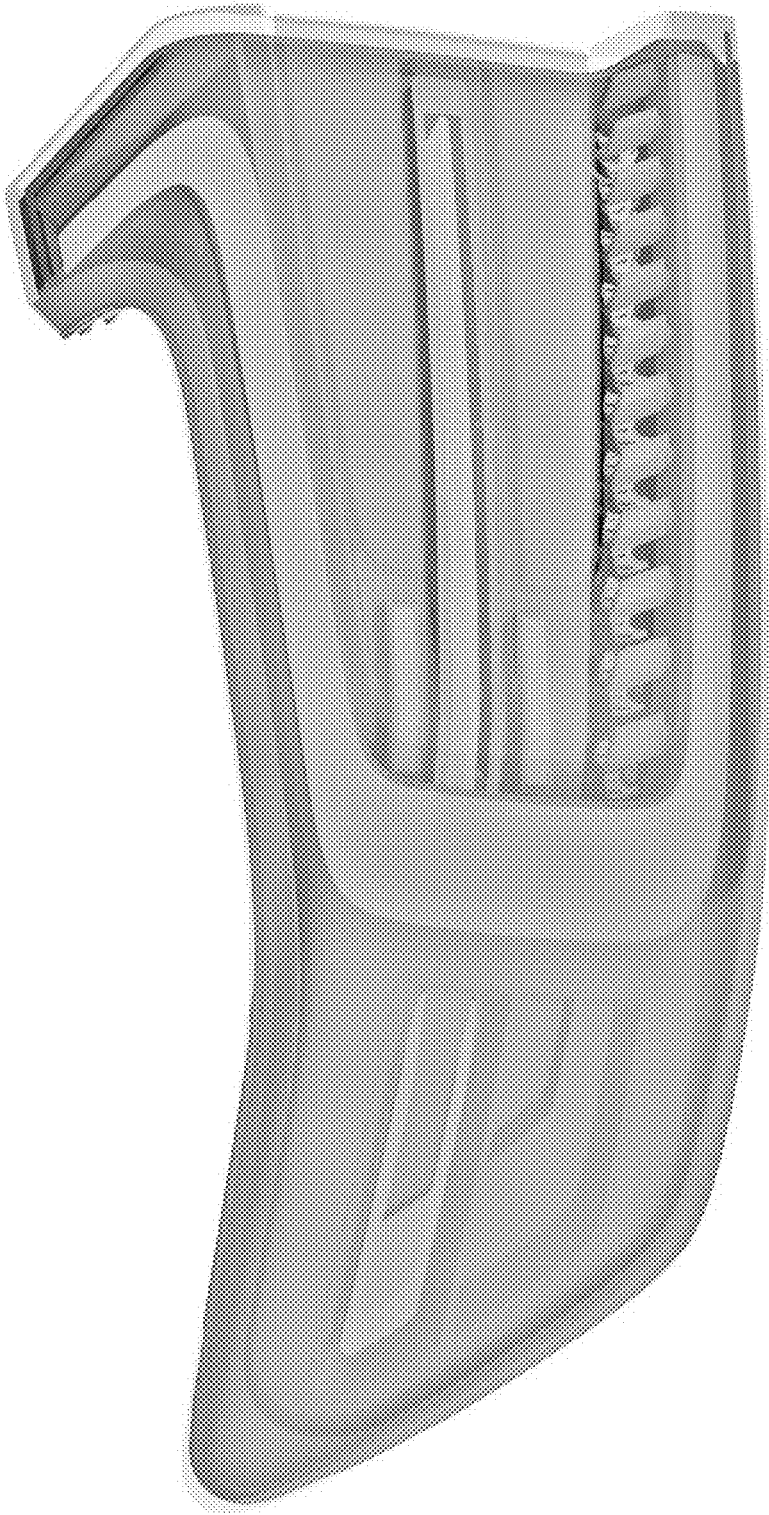


FIG. 3



FIG. 4



FIG. 5

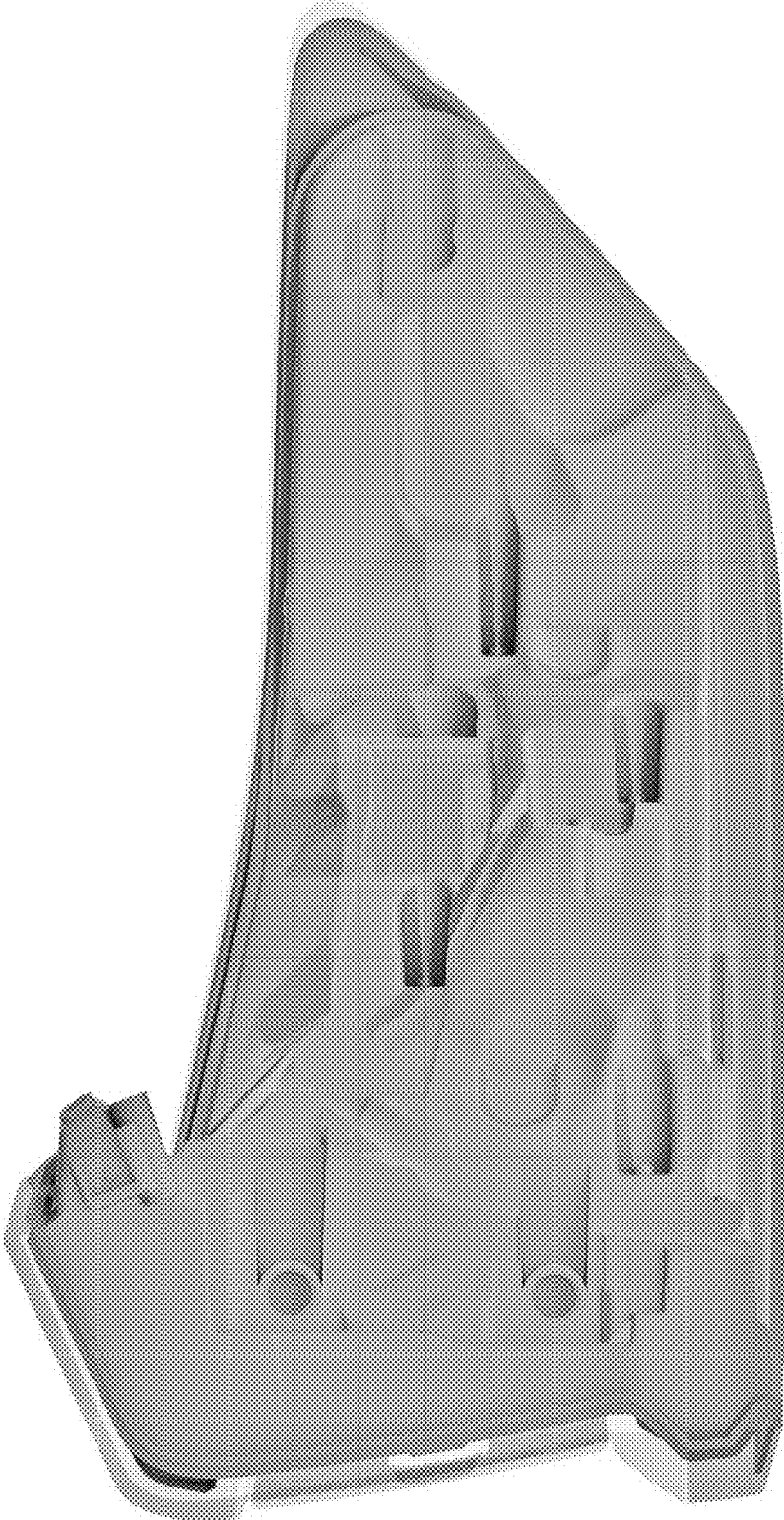


FIG. 6




FIG. 7

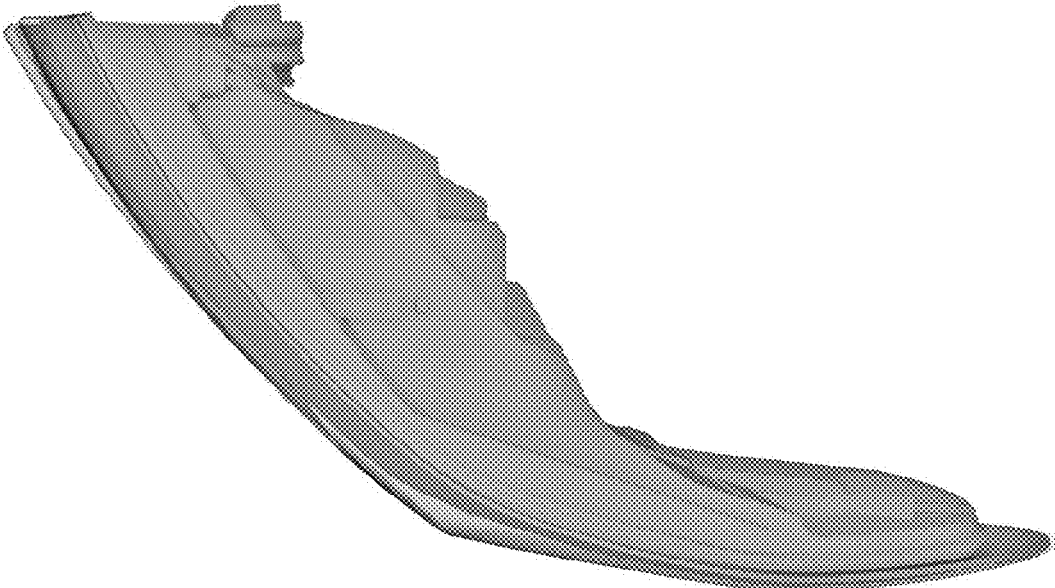


FIG. 8