

No. 789,331.

PATENTED MAY 9, 1905.

D. G. McCLAY.
BAG FASTENER.
APPLICATION FILED SEPT. 6, 1904.

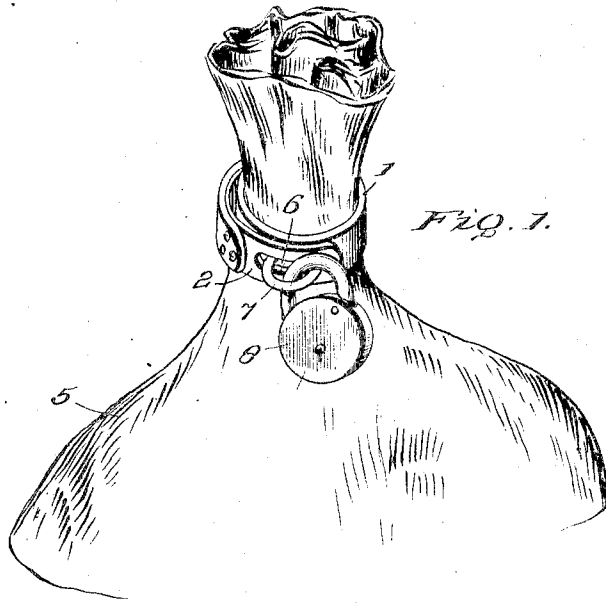


FIG. 1.

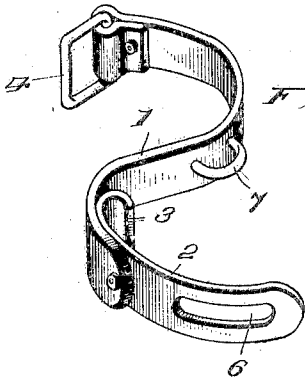


FIG. 2.

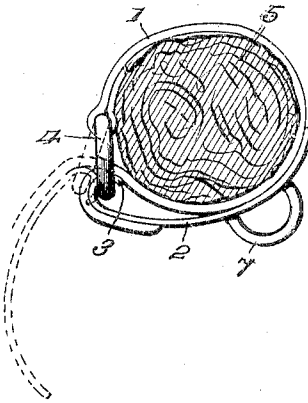


FIG. 3.

Inventor

David G. McClay

Witnesses

J. M. Hill
W. H. Anderson

By

R. M. Macey, Attorneys

UNITED STATES PATENT OFFICE.

DAVID G. McCLAY, OF SANTA ANA, CALIFORNIA.

BAG-FASTENER.

SPECIFICATION forming part of Letters Patent No. 789,331, dated May 9, 1905.

Application filed September 6, 1904. Serial No. 223,485.

To all whom it may concern:

Be it known that I, DAVID G. McCLAY, a citizen of the United States, residing at Santa Ana, in the county of Orange and State of California, have invented certain new and useful Improvements in Bag-Fasteners, of which the following is a specification.

This invention appertains to bag closures and fasteners, and has for its object to provide an article of this type of peculiar formation which will admit of readily tightening the gathered mouth of a bag or sack, so as to prevent movement of the fastener thereon.

The article comprises a strap and a hasp-lever, the latter having a hook at one end to engage with a side of a link attached to one end of the strap, the latter having its opposite end connected to the hasp-lever a short distance from its hooked end.

For a full description of the invention and the merits thereof and also to acquire a knowledge of the details of construction of the means for effecting the result reference is to be had to the following description and drawings hereto attached.

While the essential and characteristic features of the invention are susceptible of modification, still the preferred embodiment of the invention is illustrated in the accompanying drawings, in which—

Figure 1 is a perspective view of the gathered end of a bag or sack, showing the same secured by means of a fastener embodying the invention. Fig. 2 is a perspective view of the fastener detached and having its ends separated. Fig. 3 is a plan view of the fastener, showing the gathered end of a sack in section and the fastener fitted thereto, the dotted lines indicating the position of the fastener prior to tightening and the full lines illustrating the position of the parts after the fastener has been tightened.

Corresponding and like parts are referred to in the following description and indicated in all the views of the drawings by the same reference characters.

The fastener comprises a strap 1 and a hasp-lever 2, the latter having a hook 3 at one end. The strap 1 may be of leather, textile fabric, or other flexible material and is secured at one

end to the hasp-lever a short distance from its hooked end. A link 4 is connected to the opposite end of the strap 1 by having a portion of the latter folded around a side of the link and secured in any determinate way. The hasp-lever is longitudinally curved, so as to fit close about the gathered portion of the bag or sack 5. A slot 6 is formed in the outer end portion of the hasp-lever to receive a staple 7, attached to the strap 1 at a point between its ends. A padlock 8 secures the hasp-lever after the fastener has been properly applied to the gathered end of the bag or sack by having its bow passed through the staple 7.

The hasp-lever 2 is adapted to be passed through the link 4 and to have its hooked end 3 engage with the side of the link 4 opposite to the side connected to the strap 1. Preliminary to turning the hasp-lever upon the side of the link with which the hook 3 is in engagement the parts assume the position shown by the dotted lines in Fig. 3 and the strap is loose. Upon turning the hasp-lever so as to bring it upon the strap and close against the gathered end of the bag or sack the space encircled by the strap is contracted, thereby tightening said strap and drawing the gathered end of the bag or sack close together, as indicated by the full lines in Fig. 3. This result is due to the rolling of the strap about the hooked end of the hasp-lever, which is effected without any sliding motion of the strap upon either the hasp-lever or the link. Hence it is protected from wear incident to abrasive action. To loosen the strap, the free end of the hasp-lever is moved outward, thereby permitting the space encircled by the strap to enlarge, as will be readily comprehended. After the hasp-lever has been turned so as to lie against the strap, as indicated by the full lines in Fig. 3, it is secured by passing the bow of the padlock through the staple. The link 4 may be of any form and connected to the strap in any substantial manner.

Having thus described the invention, what is claimed as new is—

1. A bag-fastener consisting of a strap having a link at one end, and a lever attached to the opposite end of the strap and having an end portion extended along the strap beyond

its point of connection therewith and terminating in a hook to engage the outer bar of the said link after the lever and the end portion of the strap attached thereto has been
5 passed through the link, the strap being drawn through the link and about the hooked end of the lever when operating the latter to tighten the fastener.

2. A bag-fastener consisting of a strap having a link at one end, and a lever attached to
10 the opposite end of the strap and having an end portion extended along the strap beyond its point of connection therewith and curved outward to form a hook some distance from

the extremity of the strap to engage with the outer bar of the link when the said lever and end portion of the strap attached thereto has been passed through the link, the strap being tightened upon operating the lever by being drawn through the link and about the hooked end of said lever, substantially as specified.

In testimony whereof I affix my signature in presence of two witnesses.

DAVID G. McCLAY. [L. s.]

Witnesses:

M. E. McLELLAN,
H. M. WHIDDEN.