



US00D458116S

(12) **United States Design Patent**  
**Roethler**

(10) **Patent No.:** **US D458,116 S**

(45) **Date of Patent:** **\*\* Jun. 4, 2002**

(54) **ROPE HOOK**

D357,402 S \* 4/1995 Roethler ..... D8/370

D422,888 S \* 4/2000 Outten ..... D8/367

D426,764 S \* 6/2000 Szabo ..... D8/367

(76) Inventor: **Marty B. Roethler**, 4324 Morgan  
Ridge Rd., Paradise, CA (US) 95969

\* cited by examiner

(\*\*) Term: **14 Years**

*Primary Examiner*—Pamela Burgess

(21) Appl. No.: **29/143,182**

(57) **CLAIM**

(22) Filed: **Jun. 8, 2001**

The ornamental design for rope hook, as shown and described.

(51) **LOC (7) Cl.** ..... **08-05**

(52) **U.S. Cl.** ..... **D8/367; D8/370**

(58) **Field of Search** ..... D8/370, 367; D12/420;  
248/302–303, 309.1, 339, 914; 24/26, 29,  
39

**DESCRIPTION**

FIG. 1 is a left side view of a rope hook showing my new design,

FIG. 2 is a right side view thereof;

FIG. 3 is a front view thereof;

FIG. 4 is a back side; and,

FIG. 5 is a left front perspective view thereof.

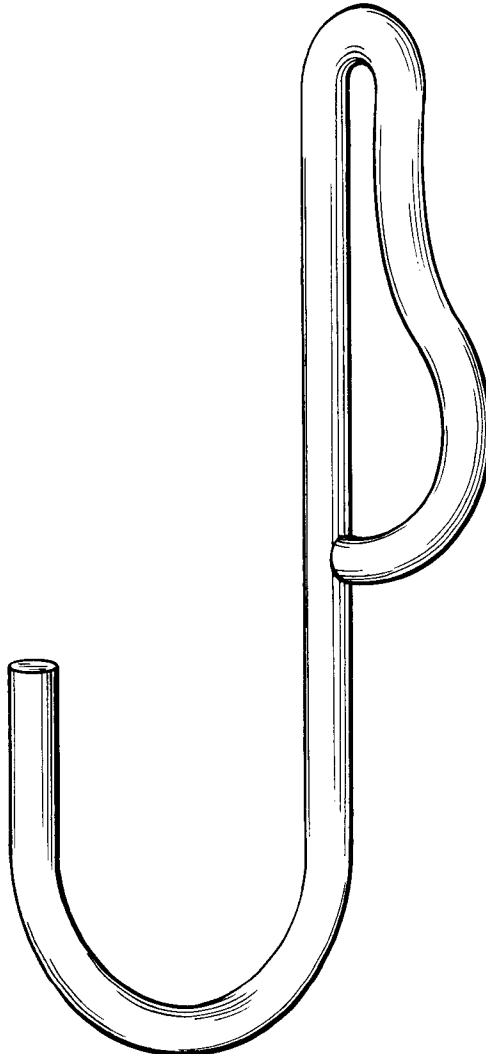
(56) **References Cited**

**U.S. PATENT DOCUMENTS**

2,773,291 A \* 12/1956 Teeple, Jr. .... 24/26

D235,125 S \* 5/1975 Schlachter ..... D8/370

**1 Claim, 4 Drawing Sheets**



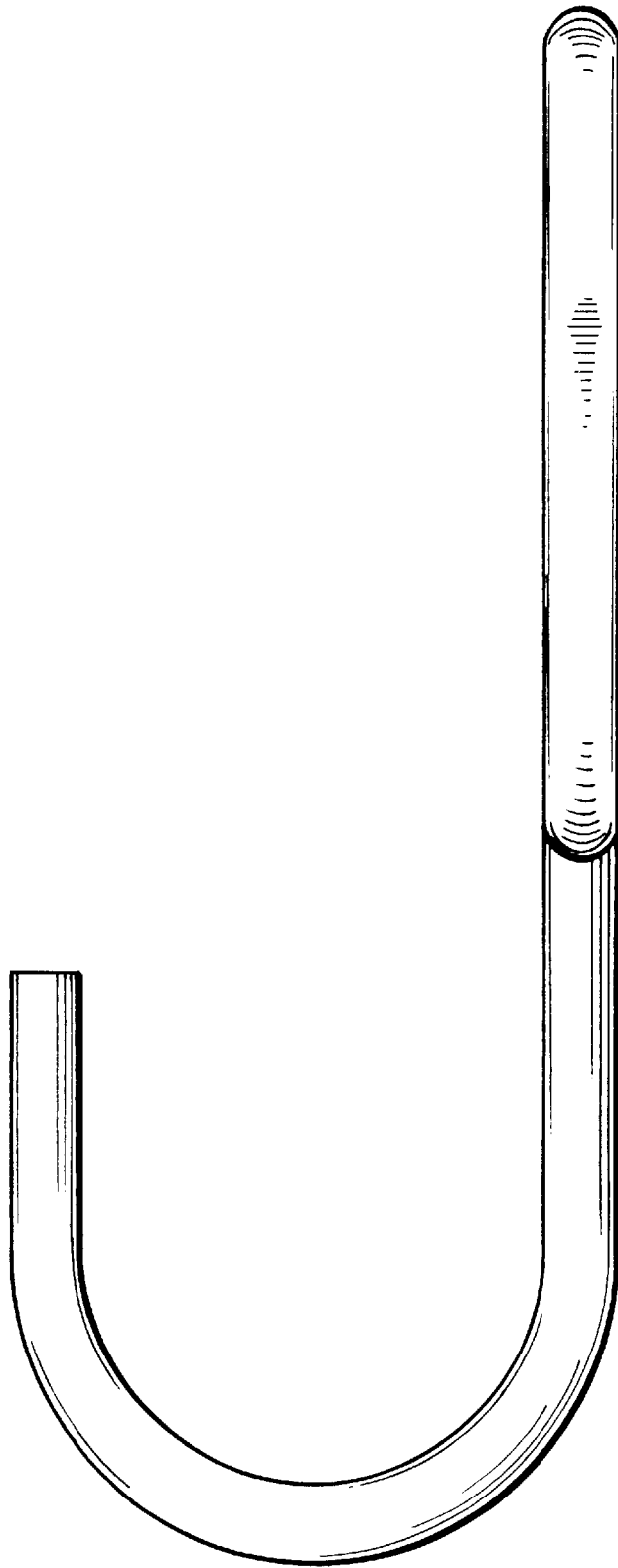


FIG. 1

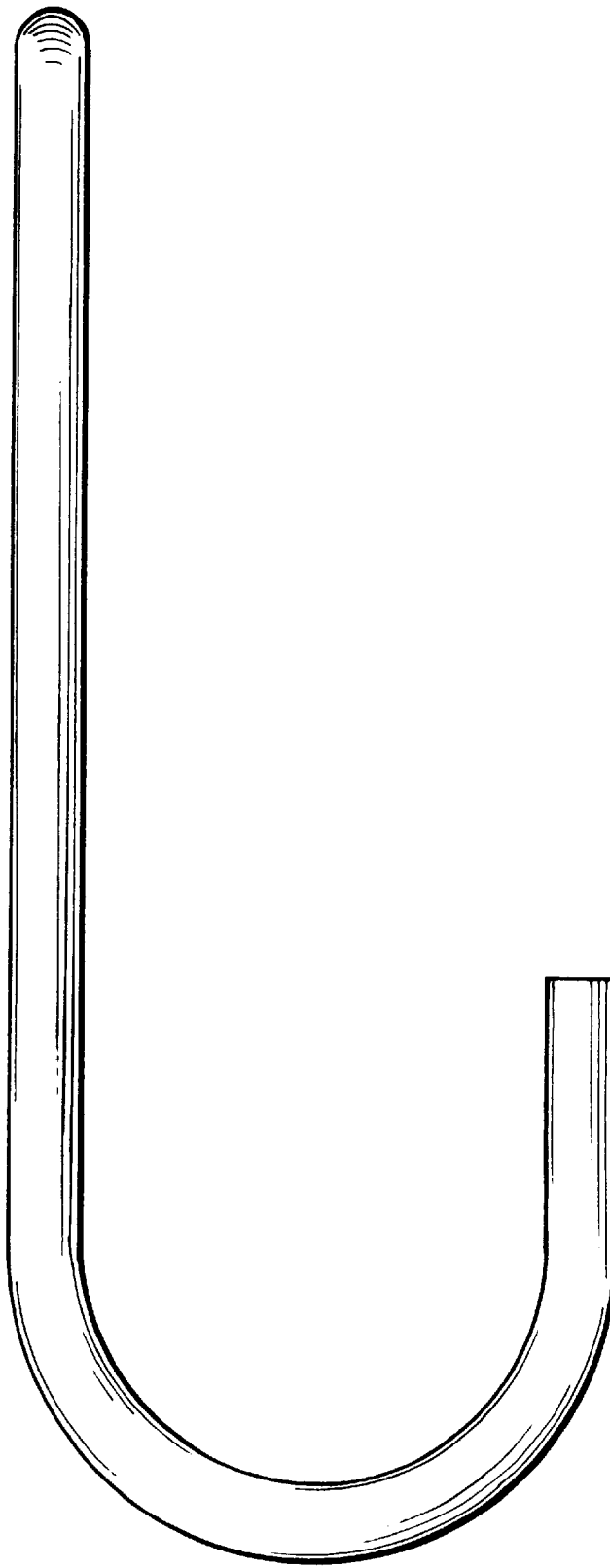


FIG. 2




FIG. 3

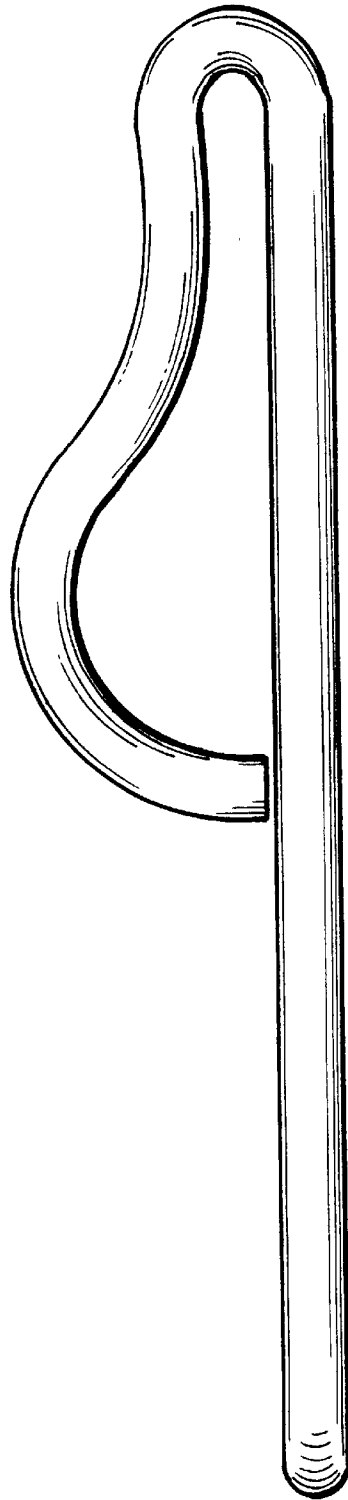


FIG. 4

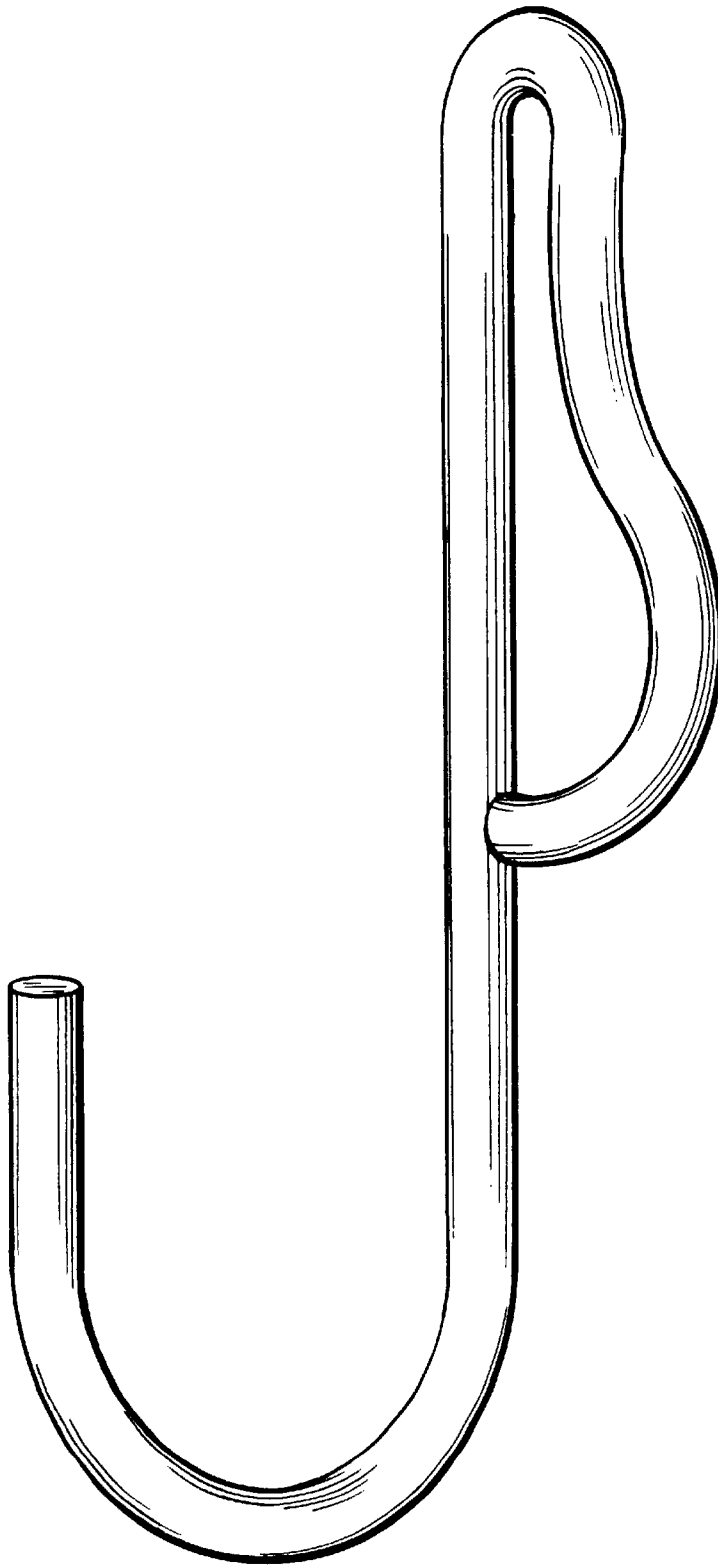


FIG. 5