



US00D854571S

(12) **United States Design Patent**
Park et al.

(10) **Patent No.:** **US D854,571 S**

(45) **Date of Patent:** **** Jul. 23, 2019**

(54) **DISPLAY SCREEN OR PORTION THEREOF WITH GRAPHICAL USER INTERFACE**

(71) Applicant: **Samsung Electronics Co., Ltd.**,
Suwon-si (KR)

(72) Inventors: **Eunhae Park**, Incheon (KR); **Junu Park**, Incheon (KR); **Aejung Seo**,
Seoul (KR)

(73) Assignee: **Samsung Electronics Co., Ltd.**,
Suwon-si (KR)

(**) Term: **15 Years**

(21) Appl. No.: **29/615,548**

(22) Filed: **Aug. 30, 2017**

(30) **Foreign Application Priority Data**

Mar. 27, 2017 (KR) 30-2017-0013960

(51) **LOC (11) Cl.** **14-04**

(52) **U.S. Cl.**
USPC **D14/487**

(58) **Field of Classification Search**
USPC D14/485–495
CPC G06F 3/048; G06F 3/0481; G06F 3/04817;
G06F 3/0482; G06F 3/0483; G06F
3/04842; G06F 3/0485; G06F 3/04855;
G06F 3/0486; G06F 3/0488; G06F
3/04886;

(Continued)

(56) **References Cited**

U.S. PATENT DOCUMENTS

D296,114 S * 6/1988 Wells-Papanek D14/487
D413,588 S * 9/1999 Hodgson D14/487
D419,981 S * 2/2000 Coleman D14/487

(Continued)

OTHER PUBLICATIONS

Windows 10 and 8.1 Customize Taskbar—Full Customization Using Properties and Group Policies Jun. 4, 2015, YouTube, site visited Feb. 14, 2019: https://www.youtube.com/watch?v=XrC7i1_jRA4.*

(Continued)

Primary Examiner — Jack Reickel

(74) *Attorney, Agent, or Firm* — NSIP Law

(57) **CLAIM**

We claim the ornamental design for a display screen or portion thereof with graphical user interface, as shown and described.

DESCRIPTION

FIG. 1 is a front view of a first embodiment of a display screen or portion thereof with graphical user interface showing our new design;

FIG. 2 is a front view of a second embodiment thereof;

FIG. 3 is a front view of a third embodiment thereof;

FIG. 4 is a front view of a fourth embodiment thereof;

FIG. 5 is a partial enlargement of the portion defined by dot-dash broken lines shown in FIG. 1;

FIG. 6 is a partial enlargement of the portion defined by dot-dash broken lines shown in FIG. 2;

FIG. 7 is a partial enlargement of the portion defined by dot-dash broken lines shown in FIG. 3; and,

FIG. 8 is a partial enlargement of the portion defined by dot-dash broken lines shown in FIG. 4.

The outer short dash-dash broken lines in FIGS. 1 to 4 illustrate a display screen or portion thereof and form no part of the claimed design. The remaining short dash-dash broken lines in the figures illustrate portions of the graphical user interface that form no part of the claimed design. The dot-dash broken lines defining portions of the claimed design that are illustrated in enlargements form no part of the claimed design. The dot-dot-dash wave lines shown in FIGS. 5 to 8 represent a truncation of a portion of the graphical user interface design in the enlarged views.

1 Claim, 8 Drawing Sheets

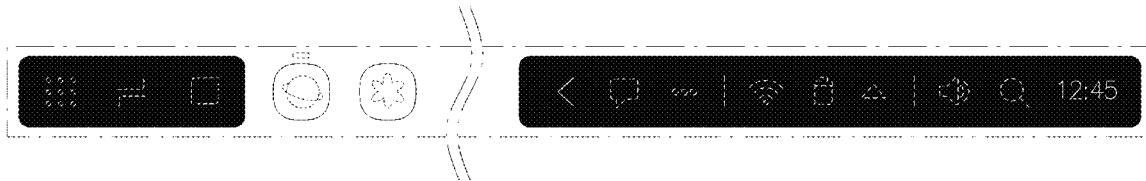


FIG. 1




FIG. 2



6

FIG. 3




FIG. 4




FIG. 5

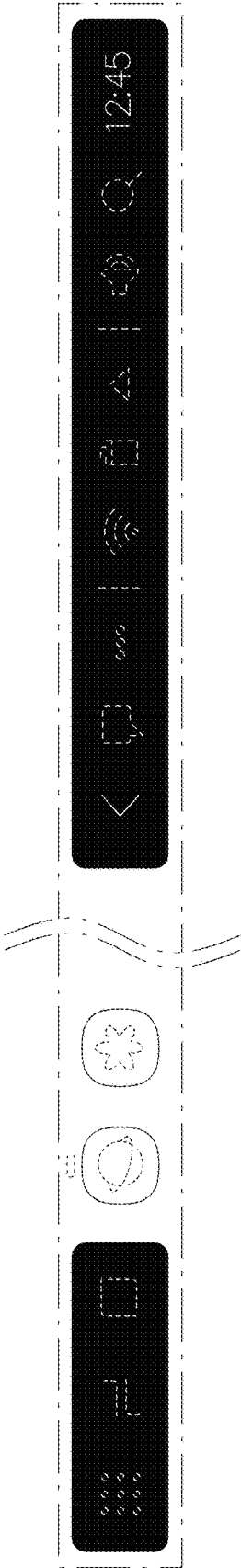


FIG. 6

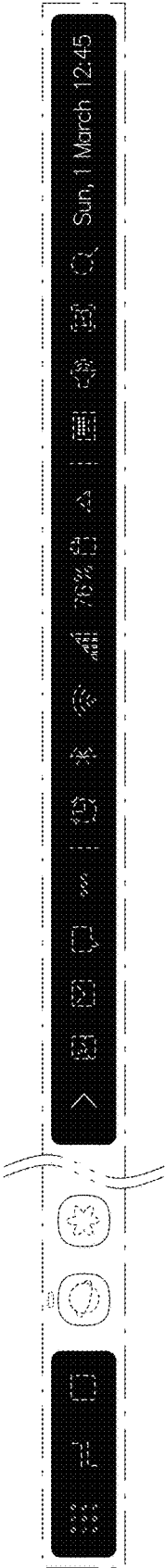


FIG. 7

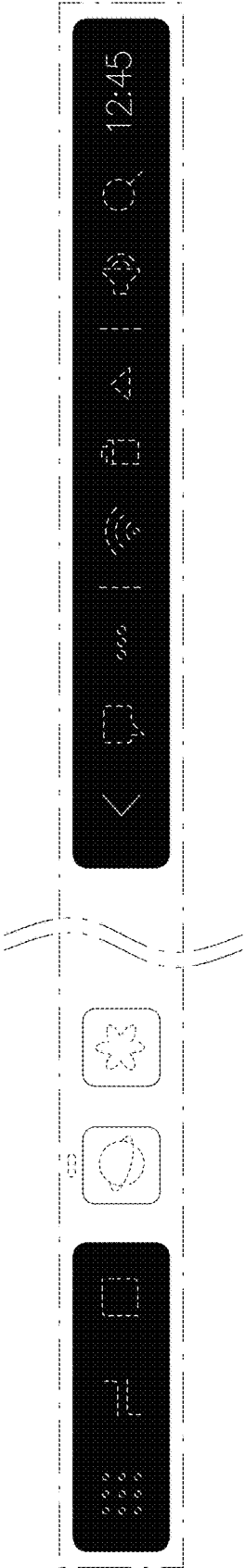


FIG. 8

