



US00D525756S

(12) **United States Design Patent**  
**Yang et al.**

(10) **Patent No.:** **US D525,756 S**

(45) **Date of Patent:** **\*\* Jul. 25, 2006**

(54) **TRASH CAN ASSEMBLY**

(75) Inventors: **Frank Yang**, Rancho Palos Verdes, CA  
(US); **Myk Wayne Lum**, Irvine, CA  
(US); **Joseph Sandor**, Santa Ana  
Heights, CA (US)

(73) Assignee: **Simplehuman LLC**, Los Angeles, CA  
(US)

(\*\*) Term: **14 Years**

(21) Appl. No.: **29/214,722**

(22) Filed: **Oct. 7, 2004**

**Related U.S. Application Data**

(63) Continuation-in-part of application No. 29/210,551, filed on  
Aug. 3, 2004.

(51) **LOC (8) Cl.** ..... **09-09**

(52) **U.S. Cl.** ..... **D34/9**

(58) **Field of Classification Search** ..... D34/1,  
D34/4, 5, 6, 7, 8, 9, 10, 11; 220/908-913,  
220/262-264

See application file for complete search history.

(56) **References Cited**

**U.S. PATENT DOCUMENTS**

D476,460 S \* 6/2003 Lin ..... D34/9

D489,503 S \* 5/2004 Lin ..... D34/9  
D489,857 S \* 5/2004 Yang et al. .... D34/9  
D491,707 S \* 6/2004 Lin ..... D34/9  
D493,930 S \* 8/2004 Wang ..... D34/9  
D503,022 S \* 3/2005 Lai ..... D34/9  
D503,502 S \* 3/2005 Lai ..... D34/9  
D513,445 S \* 1/2006 Lin ..... D34/9

\* cited by examiner

*Primary Examiner*—Cynthia E. Ramirez  
(74) *Attorney, Agent, or Firm*—Raymond Sun

(57) **CLAIM**

The ornamental design for the trash can assembly, as shown  
and described.

**DESCRIPTION**

FIG. 1 is a perspective view of a trash can according to the  
present invention;

FIG. 2 is a left side plan view of FIG. 1;

FIG. 3 is a right side plan view of FIG. 1;

FIG. 4 is a front plan view of FIG. 1;

FIG. 5 is a rear plan view of FIG. 1;

FIG. 6 is a top plan view of FIG. 1; and,

FIG. 7 is a bottom plan view of FIG. 1.

**1 Claim, 7 Drawing Sheets**

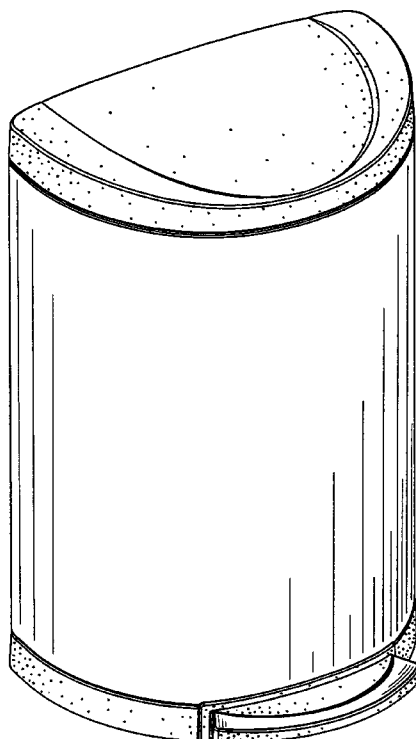


Fig. 1




Fig. 2




Fig. 3




Fig. 4





Fig. 5



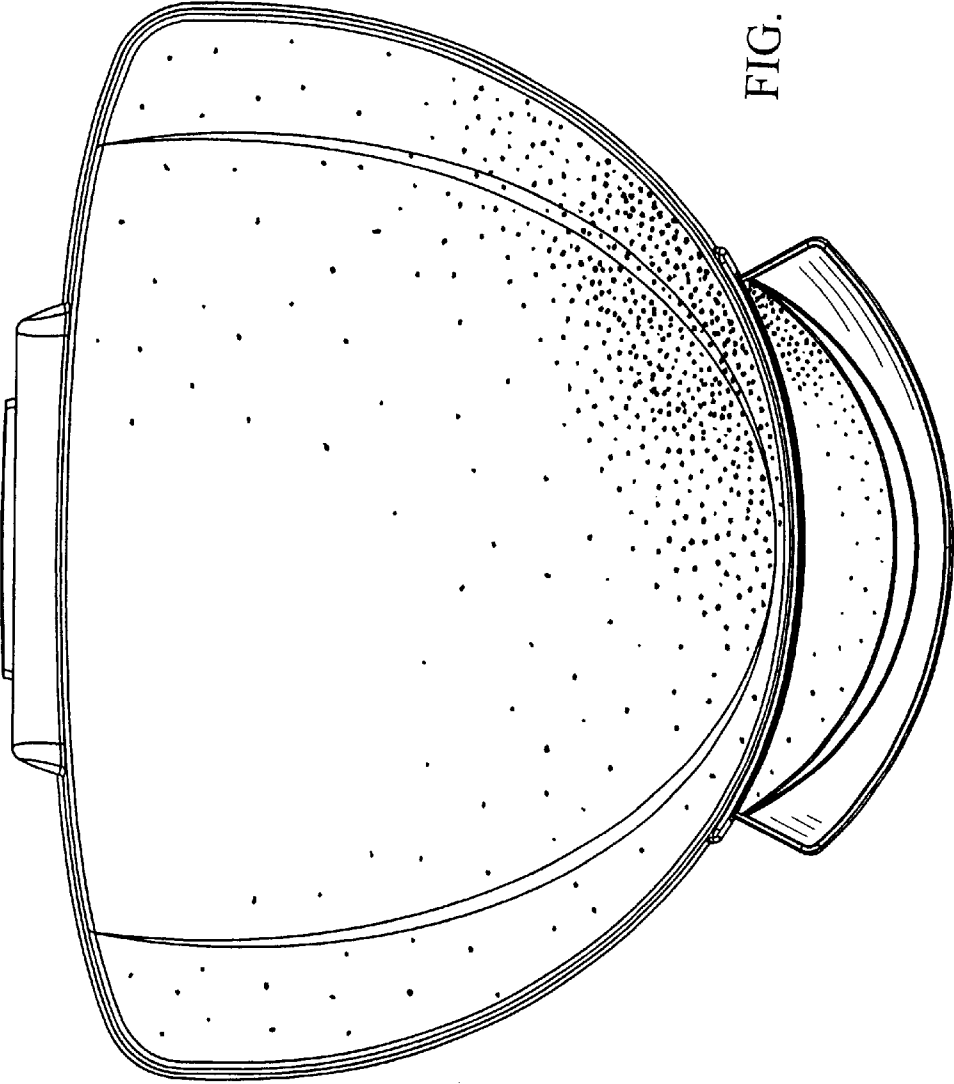


FIG. 6

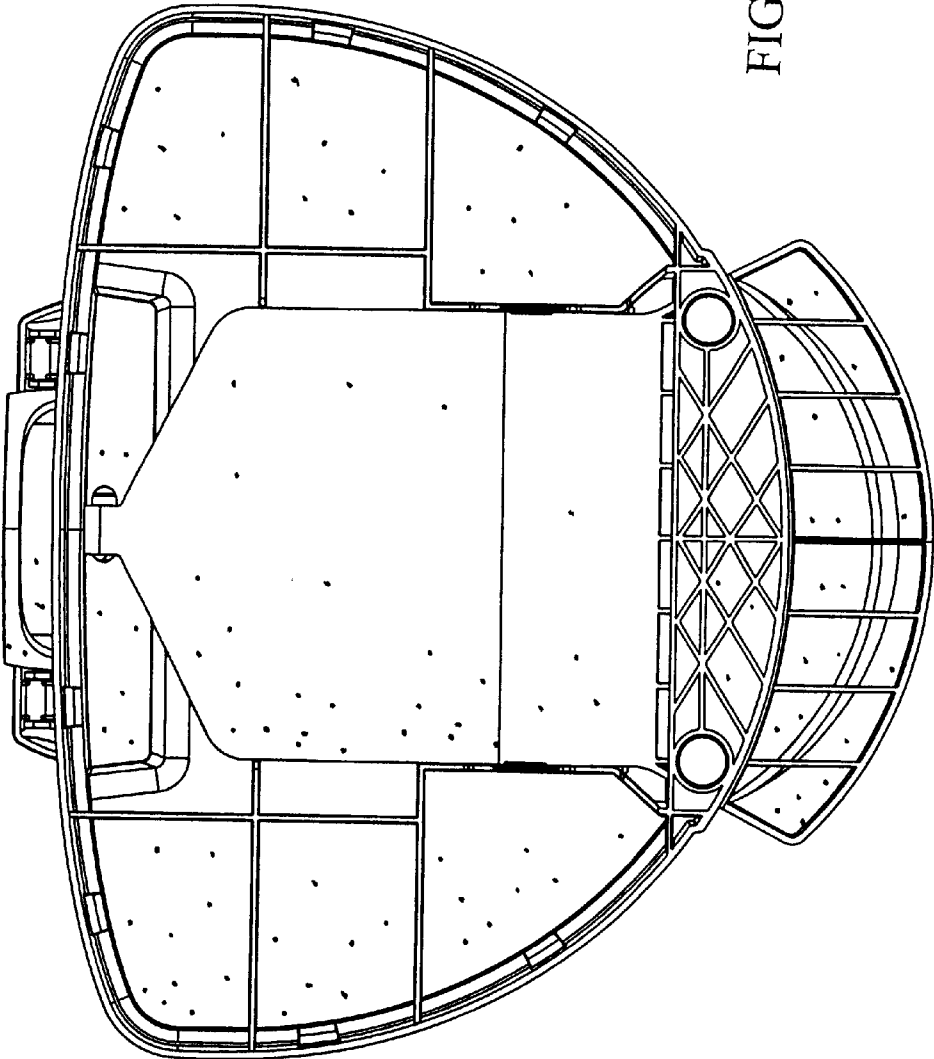


FIG. 7