



US00D381971S

**United States Patent** [19]  
**Wu**

[11] **Patent Number:** **Des. 381,971**  
[45] **Date of Patent:** **\*\*Aug. 5, 1997**

[54] **COMPUTER MOUSE**

[76] **Inventor:** **William Wu**, 3F, No. 156, Sec. 2,  
Paofu Road, Yungho, Taipei, Taiwan

[\*\*] **Term:** **14 Years**

[21] **Appl. No.:** **53,807**

[22] **Filed:** **Apr. 30, 1996**

[51] **LOC (6) Cl.** ..... **14-02**

[52] **U.S. Cl.** ..... **D14/114**

[58] **Field of Search** ..... D14/100, 114;  
D13/158; D21/13, 48; 74/471 XY; 178/18,  
19; 200/5 A, 5 R, 6 A, 6 R; 273/148 B;  
345/156-167

[56] **References Cited**

**U.S. PATENT DOCUMENTS**

D. 305,650 1/1990 Lin ..... D14/114  
D. 314,194 1/1991 Norris ..... D14/114

D. 331,231 11/1992 Yang ..... D14/114  
D. 340,926 11/1993 Lin ..... D14/114

*Primary Examiner*—Freda Nunn  
*Attorney, Agent, or Firm*—Birch, Stewart, Kolasch & Birch,  
LLP

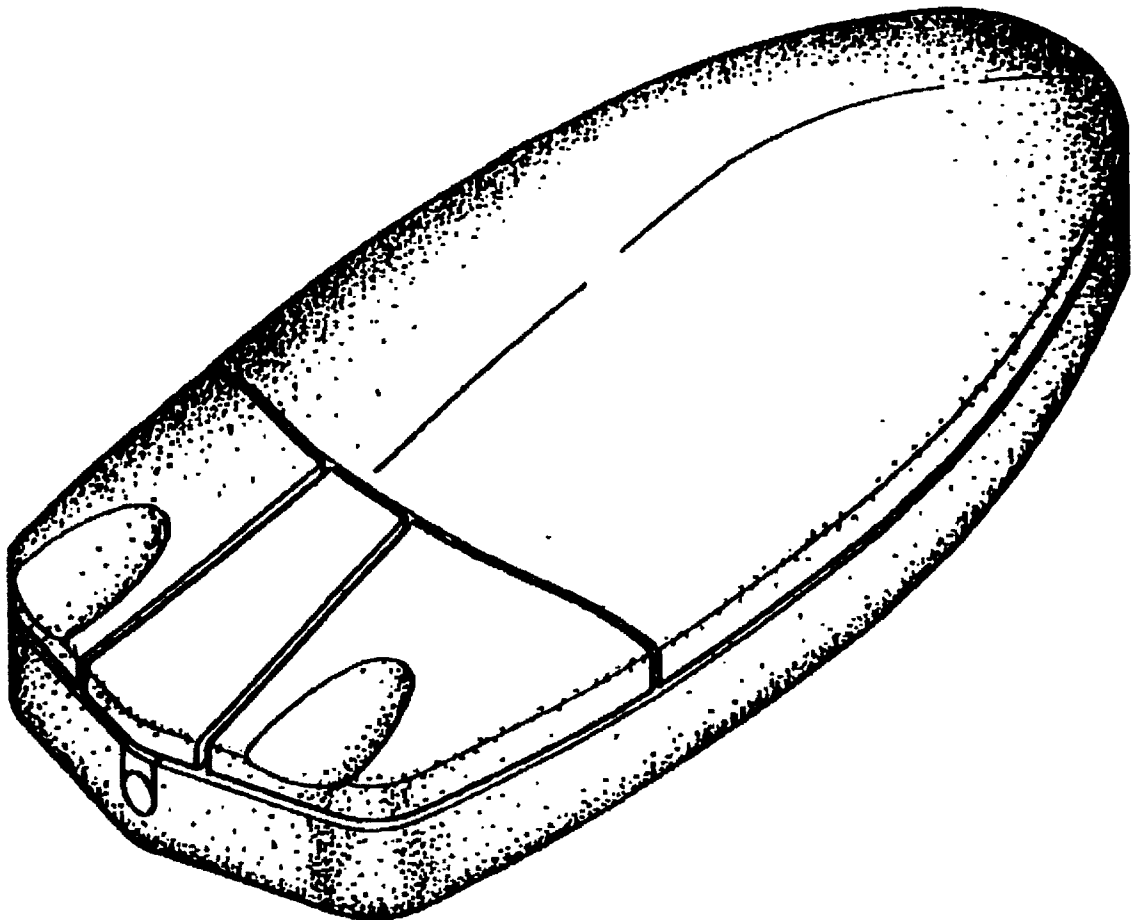
[57] **CLAIM**

The ornamental design for a computer mouse, as shown and described.

**DESCRIPTION**

FIG. 1 is the perspective view of a computer mouse showing my new design;  
FIG. 2 is a left side elevational view thereof;  
FIG. 3 is a right side elevational view thereof;  
FIG. 4 is a rear elevational view thereof;  
FIG. 5 is a front elevational view thereof;  
FIG. 6 is the top plan view thereof; and,  
FIG. 7 is the bottom plan view thereof.

**1 Claim, 4 Drawing Sheets**



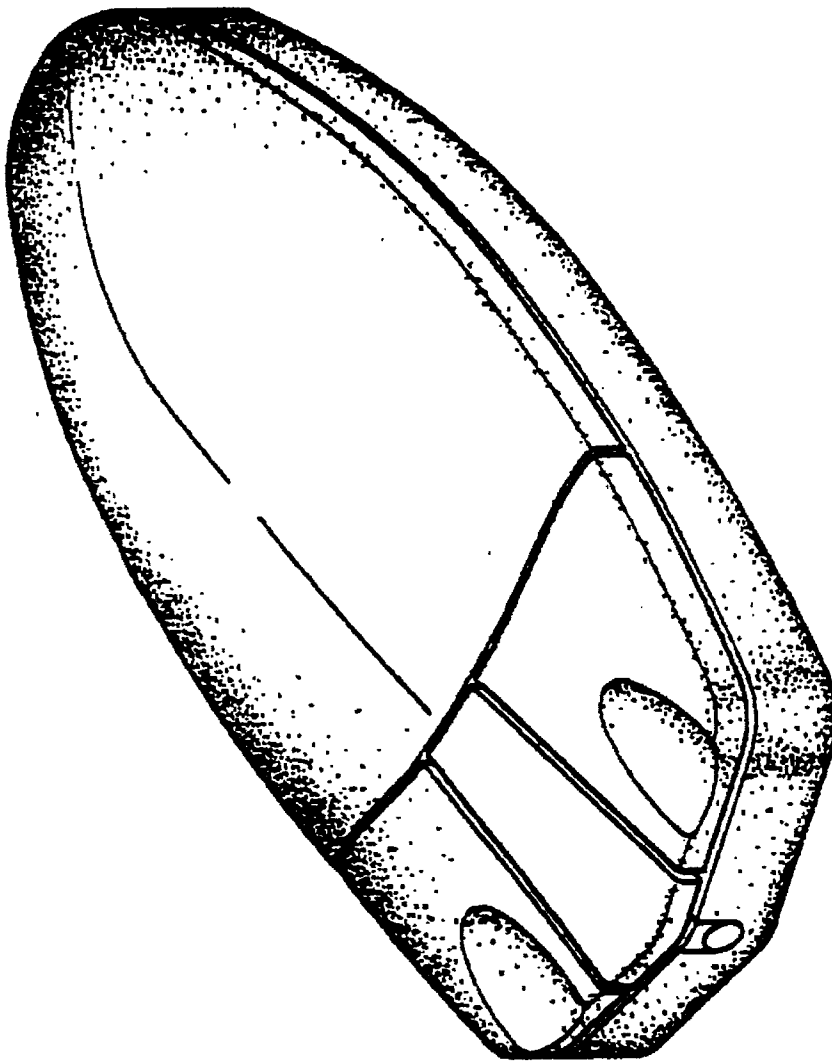


FIG. 1

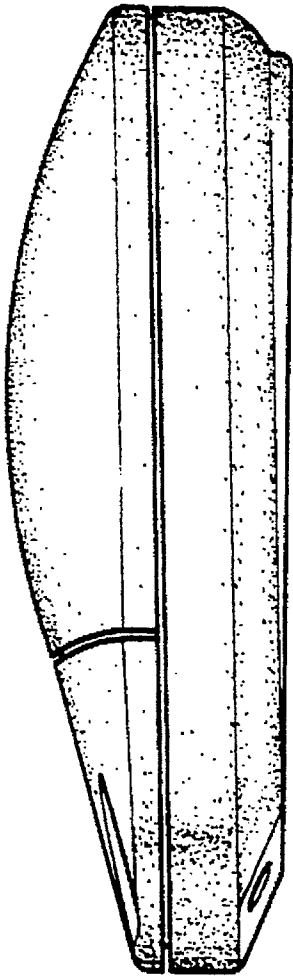


FIG. 2

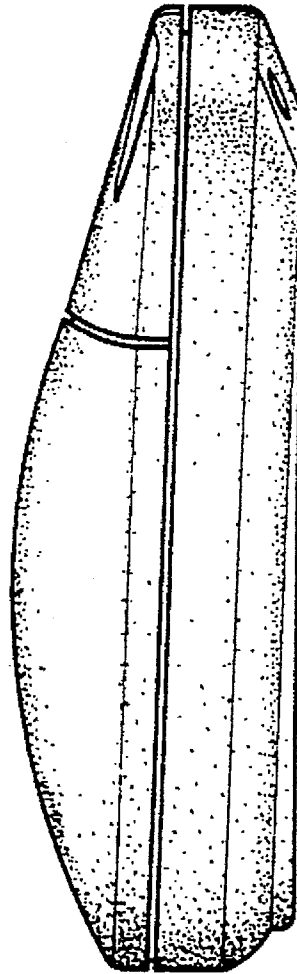


FIG. 3

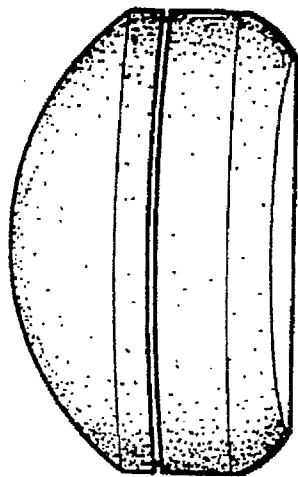


FIG. 5

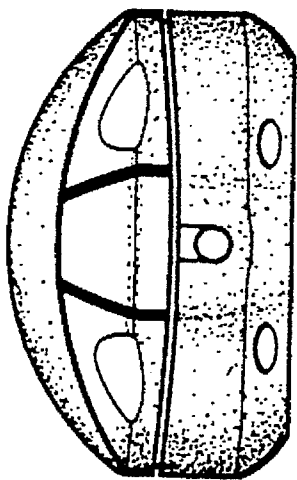


FIG. 4

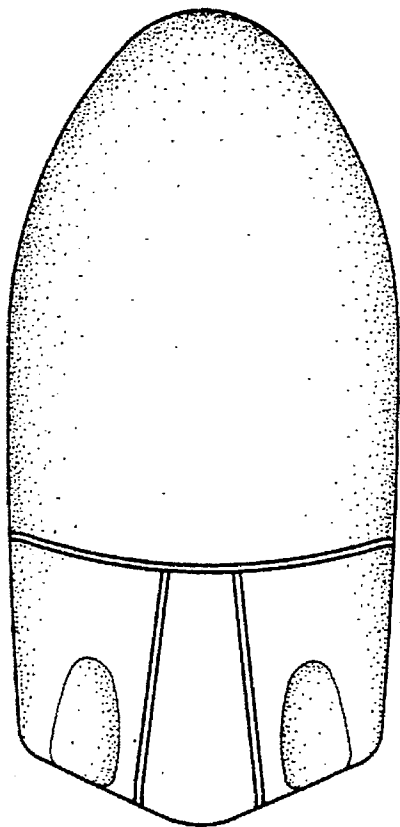


FIG. 6

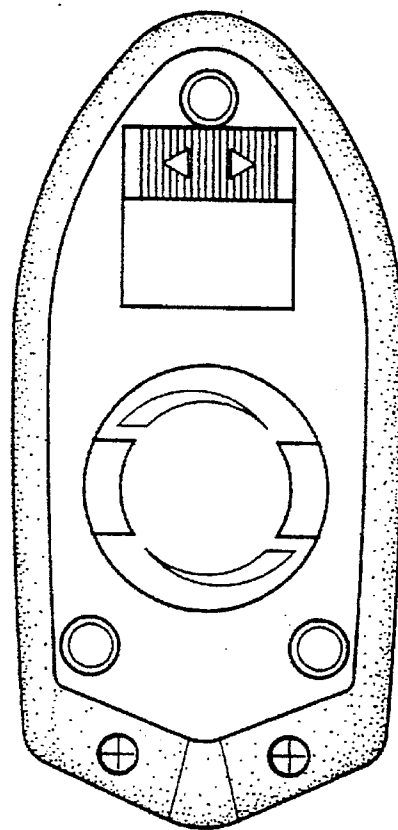


FIG. 7