

D2-960
D1406

AU
XR

EX
299,840

(No Model.)

L. F. NORMAN.
BOOT OR SHOE.

No. 299,840.

Patented June 3, 1884.

Fig:1.

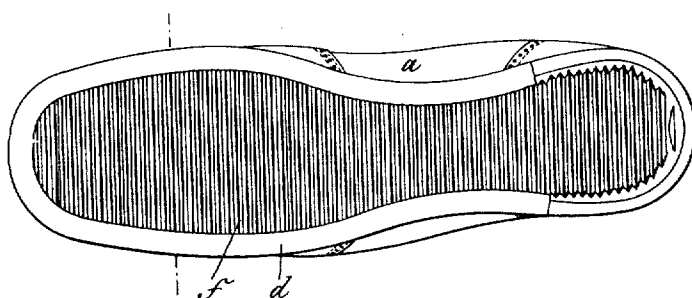


Fig:2.

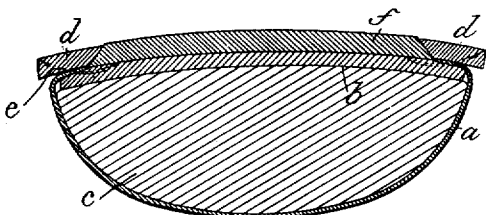


Fig:3.

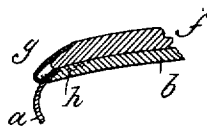
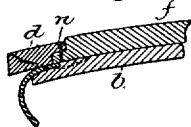


Fig:4.



Witnesses.
Arthur Lippert.
John F. C. Printz.

Inventor.
Lawrence F. Norman.
by Crosby & Gregory attys.

UNITED STATES PATENT OFFICE.

LAWRENCE F. NORMAN, OF BOSTON, MASSACHUSETTS.

BOOT OR SHOE.

SPECIFICATION forming part of Letters Patent No. 299,840, dated June 3, 1884.

Application filed March 3, 1884. (No model.)

To all whom it may concern:

Be it known that I, LAWRENCE F. NORMAN, of Boston, county of Suffolk, State of Massachusetts, have invented an Improvement in Boots and Shoes, of which the following description, in connection with the accompanying drawings, is a specification, like letters on the drawings representing like parts.

This invention relates to a novel method of attaching an india-rubber sole to the lasted upper of a boot or shoe.

In accordance with my invention a sole-holding welt having a chamber, recess, or pocket at its inner edge is attached to the lasted upper and inner sole, the edges of the india-rubber outer sole placed in the said recess or pocket, being secured therein preferably by means of india-rubber cement, or with what is known as "compo," or any other usual or suitable cement which will cause india-rubber and leather to adhere closely and firmly.

Figure 1 is a bottom view of a lawn-tennis or india-rubber-soled shoe with the heel omitted. Fig. 2 is a cross-section thereof on a larger scale; and Figs. 3 and 4, a partial cross-section of a modified form of shoes embodying my improvements, and to be described.

The upper *a* and inner sole, *b*, are and may be of usual construction. In the manufacture of the boot or shoe the said upper will be drawn over the inner sole, *b*, on the last *c*, and will be lasted in any usual manner. The sole-holding welt *d*, attached to the upper and to the inner sole, as herein shown, by stitches *e*, has its inner edge suitably chambered or recessed (see Fig. 2) to form a pocket to receive and overhang the beveled or reduced edge of the india-rubber outer sole, *f*, preferably corrugated or ribbed transversely, as best shown in Fig. 2, the said india-rubber sole *f* being united to the inner sole by india-rubber cement or compo, or other suitable paste or cement, the cement being also introduced between the recessed or chambered inner edge of the said welt and the outer edge of the outersole.

In this my invention the chambered inner

edge of the welt holds the outer sole pressed toward the inner sole, whereas in other welts sewed to uppers and inner soles the outer sole has been secured to the welt by fastenings inserted through it and through the outer edge of the welt.

In the modification, Fig. 3, instead of making the welt from a thick piece of leather and beveling or undercutting its inner edge, I have employed a broader welt-strip, *g*, which is stitched to the upper and inner sole by stitches *h*, and is folded longitudinally over toward the center line of the inner sole, thus forming a pocket or recess for the reception of the edge of the outer sole.

In Fig. 4 the welt is so cut away at its under side as to engage a lip or flange of the outer sole.

If desired, the inner edge of the welt, when it overlaps the outer side, may be nailed down by fine nails, one of which is shown at *n*.

I claim—

1. In a boot or shoe, an inner sole and upper and a sole-holding welt attached directly thereto, the said welt being provided at its inner edge with a chamber, recess, or pocket for the reception of the edge of an outer sole, the edge of the welt being secured to the outer sole, which it overlaps, substantially as described, and for the purpose set forth.

2. The herein-described shoe, composed of an inner sole, upper, and narrow welt extended from the heel forward about the shank, fore part, and toe, and attached directly to the upper by stitches made through the welt, and an india-rubber outer sole cemented to the inner sole with its edges under the projecting inner and beveled or recessed edges of the welt, substantially as described.

In testimony whereof I have signed my name to this specification in the presence of two subscribing witnesses.

LAWRENCE F. NORMAN.

Witnesses:

G. W. GREGORY,
W. H. SIGSTON.