



US00D355631S

United States Patent [19]

[11] Patent Number: Des. 355,631

Lederhos et al.

[45] Date of Patent: ** Feb. 21, 1995

[54] WINDSHIELD MOUNTED SUN BLOCKER

2,894,576	7/1959	Williams	D12/191
4,745,916	5/1988	Seber	128/858
4,842,322	6/1989	Iu	296/97.7

[76] Inventors: **Clarence M. Lederhos, 7777 Alkire, Arvada, Colo. 80005; Lela M. Neidig, 3250 Benton St. #106, Denver, Colo. 80212**

FOREIGN PATENT DOCUMENTS

36126	6/1926	Denmark	296/97.7
0148616	11/1980	Japan	296/97.7

[**] Term: **14 Years**

Primary Examiner—James M. Gandy
Attorney, Agent, or Firm—Terry M. Gernstein

[21] Appl. No.: **15,322**

[57] CLAIM

[22] Filed: **Nov. 15, 1993**

[52] U.S. Cl. **D12/191**

The ornamental design for a windshield mounted sun blocker, as shown and described.

[58] Field of Search D12/191; 296/97.6, 97.7; 60/370.2 R, DIG. 3

DESCRIPTION

[56] References Cited

U.S. PATENT DOCUMENTS

D. 250,258	11/1978	Lookatch	D12/191
D. 302,107	7/1989	Adams	296/97.7
D. 309,595	7/1990	Jonasas	D12/191
1,097,295	5/1914	Brown et al.	296/97.7
1,158,005	10/1915	Richards, Jr.	296/97.7
1,228,545	6/1917	Fitzgerald	296/97.7
1,263,030	4/1918	Brown et al.	296/97.7


FIG. 1 is a front, top and side perspective view of the windshield mounted sun blocker showing our new design;

FIG. 2 is a front elevational view thereof, the rear being a mirror image of the front shown in FIG. 2;

FIG. 3 is a side elevational view thereof, the side opposite being a mirror image of the side shown in FIG. 3;

FIG. 4 is a top plan view thereof; and,

FIG. 5 is a bottom plan view thereof.



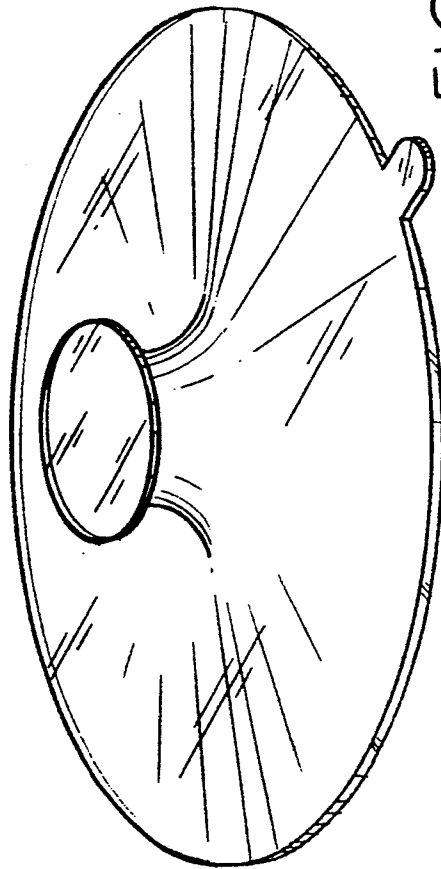


FIG.1.




FIG. 2.

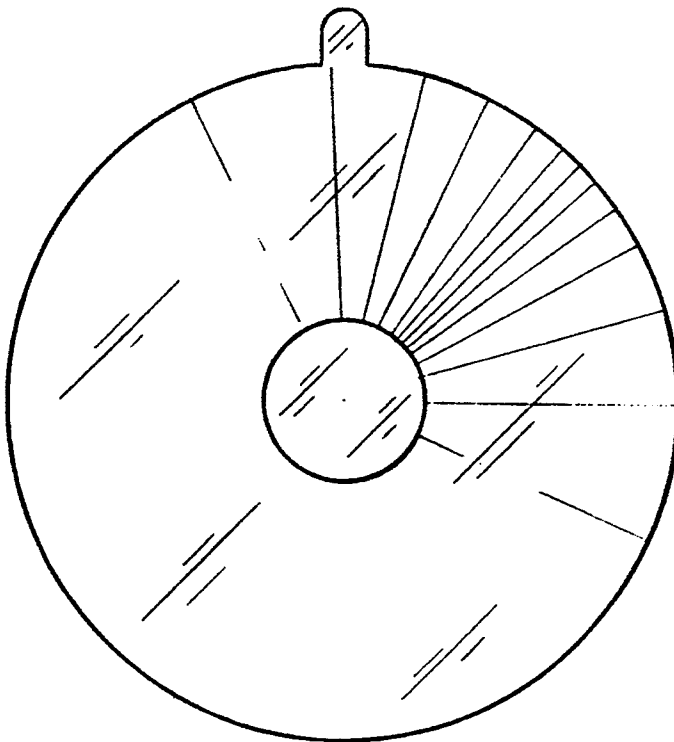


FIG. 4.

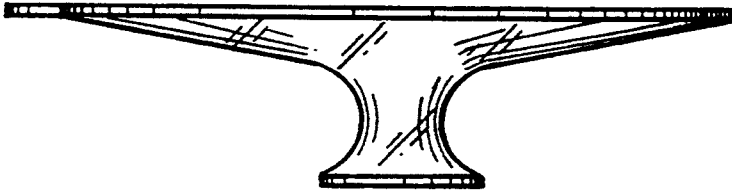


FIG. 3.

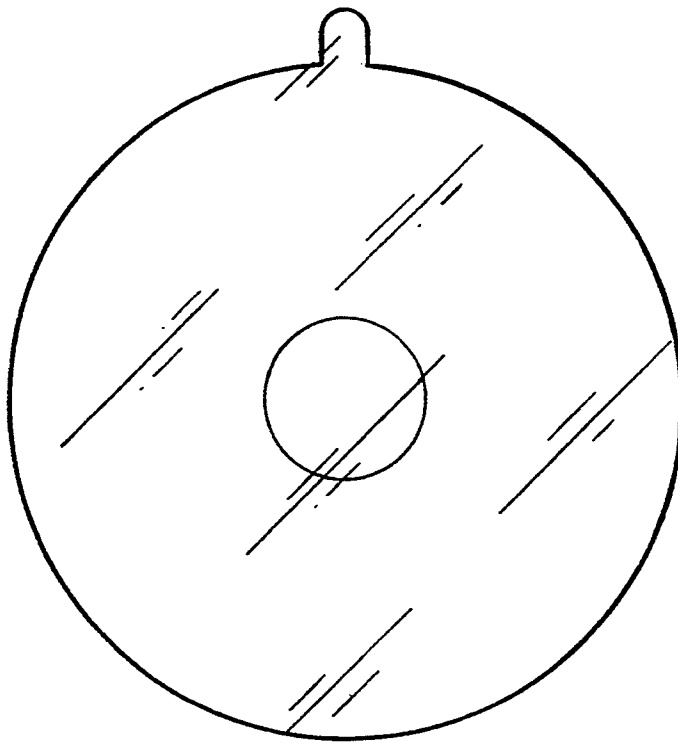


FIG. 5.