



(12) **United States Design Patent**
Kim et al.

(10) **Patent No.:** **US D792,363 S**
(45) **Date of Patent:** **** Jul. 18, 2017**

(54) **ELECTRONIC DEVICE**
(71) Applicant: **Samsung Electronics Co., Ltd.**,
Suwon-si (KR)

D751,523 S *	3/2016	Min	D14/138 G
D754,624 S *	4/2016	Kim	D14/138 G
D755,151 S *	5/2016	Kim	D14/138 G
D756,950 S *	5/2016	Kim	D14/138 G
D758,335 S *	6/2016	Lee	D14/138 G
D767,521 S *	9/2016	Joung	D14/138 AD
D768,104 S *	10/2016	Park	D14/138 G

(72) Inventors: **Sung-Kwon Kim**, Seoul (KR);
Sang-Min Hyun, Seoul (KR)

(73) Assignee: **SAMSUNG ELECTRONICS CO., LTD.**,
Suwon-si (KR)

FOREIGN PATENT DOCUMENTS

(**) Term: **14 Years**

CN	302489399 S	7/2013
CN	30256890 S	8/2013
KR	300742929	5/2014
KR	300752317	7/2014
KR	300752335	7/2014

(21) Appl. No.: **29/525,275**

* cited by examiner

(22) Filed: **Apr. 28, 2015**

Primary Examiner — John Windmuller

(30) **Foreign Application Priority Data**

Assistant Examiner — Benjamin Weeks

Nov. 6, 2014 (KR) 30-2014-0053318

(74) *Attorney, Agent, or Firm* — McAndrews Held & Malloy, Ltd.

(51) **LOC (10) Cl.** **17-03**

(52) **U.S. Cl.**
USPC **D14/138 AA**

(57) **CLAIM**

(58) **Field of Classification Search**
USPC D14/138 G, 138 AD, 341–347, 138 AA,
D14/214, 138 AB, 247, 248, 339
CPC H04M 1/0202; H04M 1/0235; H04M
1/0237; H04M 1/0239; H04M 1/0266;
H04M 1/0268; H04M 1/027; H04M
1/0295

The ornamental design for an electronic device, as shown and described.

See application file for complete search history.

DESCRIPTION

(56) **References Cited**

U.S. PATENT DOCUMENTS

D714,752 S *	10/2014	Im	D14/138 G
D716,292 S *	10/2014	Lai	D14/341
D716,797 S *	11/2014	Lai	D14/341
D750,038 S *	2/2016	Lee	D14/138 G
D750,589 S *	3/2016	Kim	D14/138 AA

FIG. 1 is a top right front perspective view of an electronic device showing our new design;
FIG. 2 is a front elevation view thereof;
FIG. 3 is a rear elevation view thereof;
FIG. 4 is a left side elevation view thereof;
FIG. 5 is a right side elevation view thereof;
FIG. 6 is a top plan view thereof;
FIG. 7 is a bottom plan view thereof; and,
FIG. 8 is a top left rear perspective view thereof.
The dashed broken lines are for environmental purposes only and form no part of the claimed design.

1 Claim, 6 Drawing Sheets

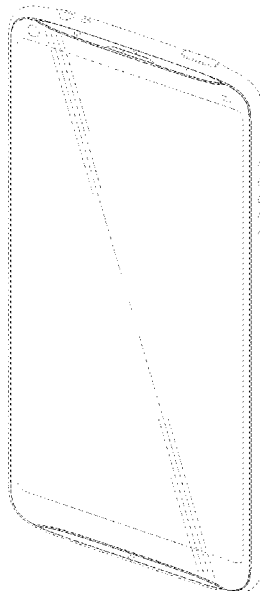


FIG. 1

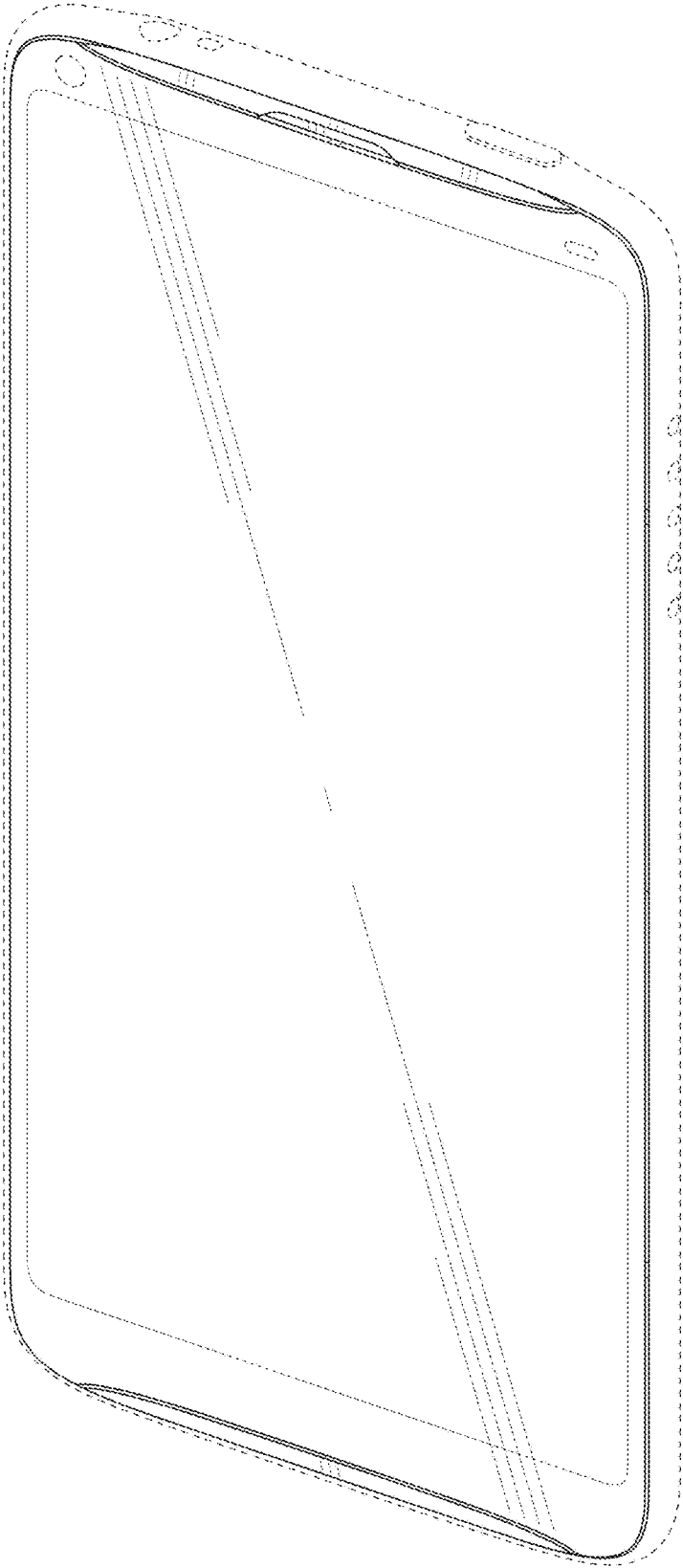


FIG. 2

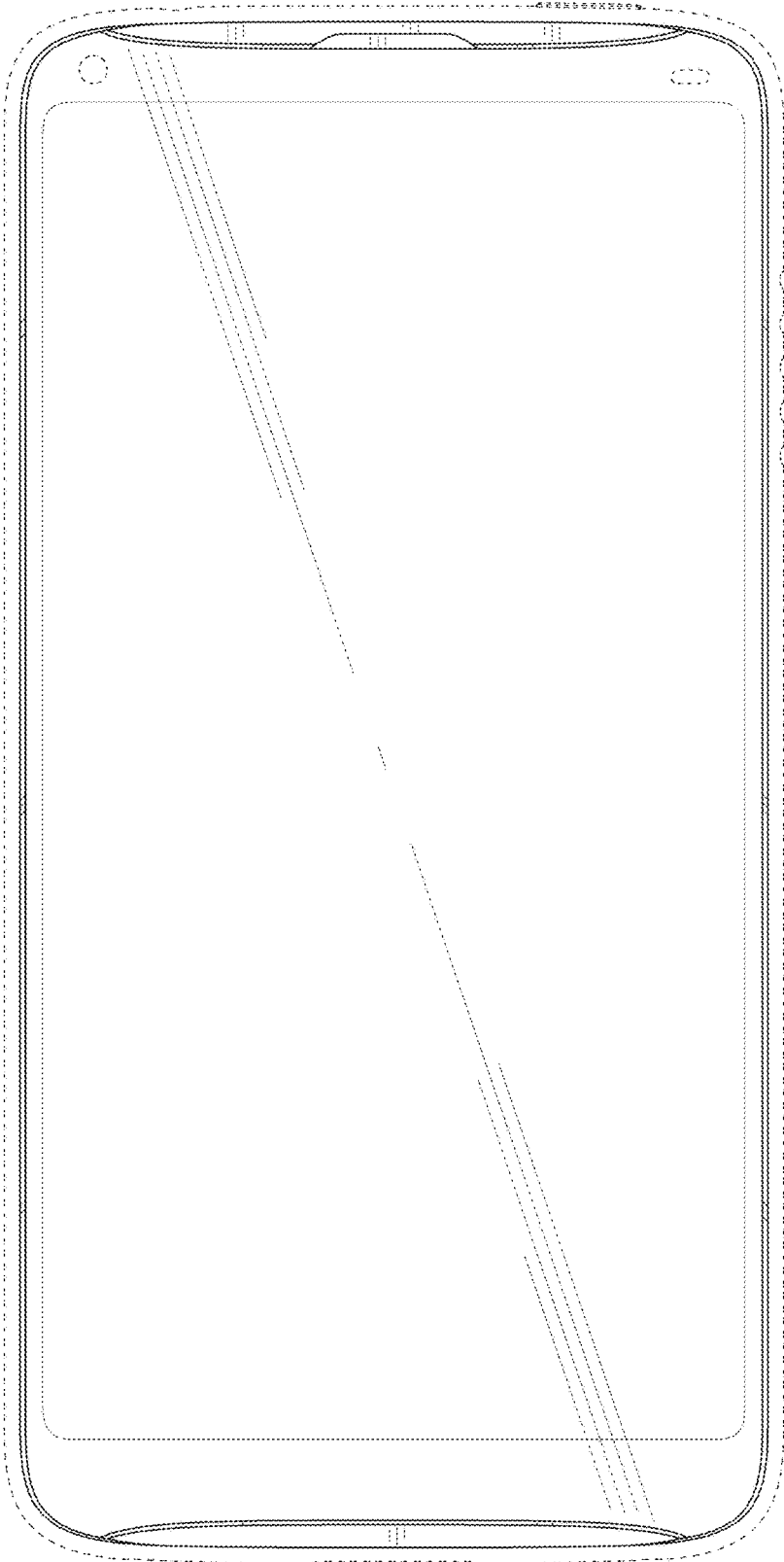


FIG. 3




FIG. 4




FIG. 5



FIG. 6



FIG. 7




FIG. 8

