



US00D411579S

United States Patent [19]
Dolinsky

[11] **Patent Number: Des. 411,579**
[45] **Date of Patent: ** Jun. 29, 1999**

[54] **OUTSOLE ELEMENT**

D. 391,059 2/1998 Lozano D2/972
D. 395,337 6/1998 Greene D2/947

[75] Inventor: **Dennis Dolinsky**, Morristown, N.J.

Primary Examiner—Dominic Simone
Attorney, Agent, or Firm—Kirschstein, et al.

[73] Assignee: **E. S. Originals, Inc.**, New York, N.Y.

[**] Term: **14 Years**

[57] **CLAIM**

[21] Appl. No.: **29/095,634**

The ornamental design for an outsole element, as shown and described.

[22] Filed: **Oct. 27, 1998**

DESCRIPTION

[51] **LOC (6) Cl.** **02-99**

FIG. 1 is a front, top and right side, perspective view of an outsole element according to my new design, the phantom lines depicting a shoe for environmental purposes only; FIG. 2 is a front elevational view thereof; FIG. 3 is a top plan view thereof; FIG. 4 is a left side elevational view thereof; FIG. 5 is a rear elevational view thereof; and, FIG. 6 is a bottom plan view thereof.

[52] **U.S. Cl.** **D2/947; D2/972**

[58] **Field of Search** D2/896, 902, 907, D2/910, 946, 947, 969, 972, 973, 977, 961; 36/83, 113, 126-131, 45, 50.1

[56] **References Cited**

U.S. PATENT DOCUMENTS

D. 336,772 6/1993 Forland et al. D2/961
D. 375,619 11/1996 Backus et al. D2/977

1 Claim, 3 Drawing Sheets




FIG. 1

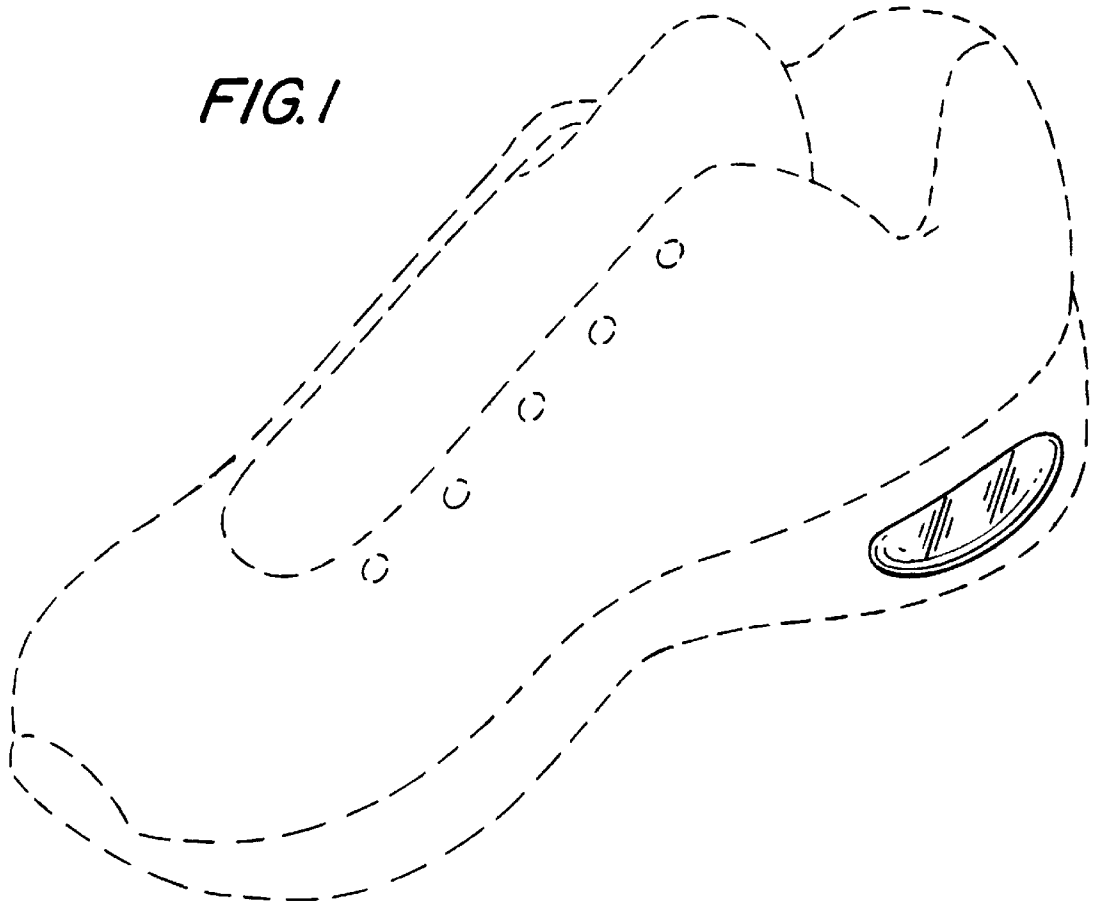
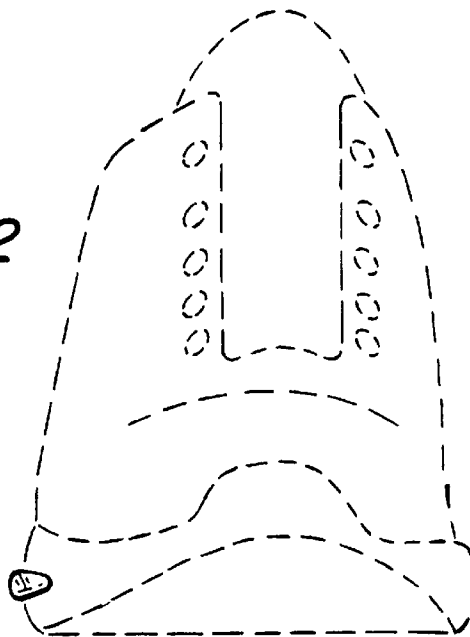


FIG. 2



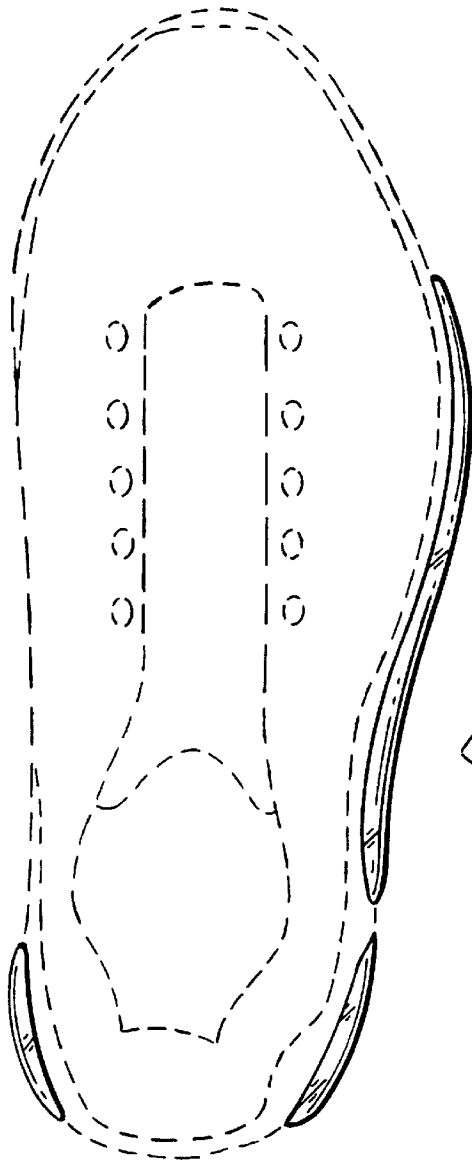


FIG. 3

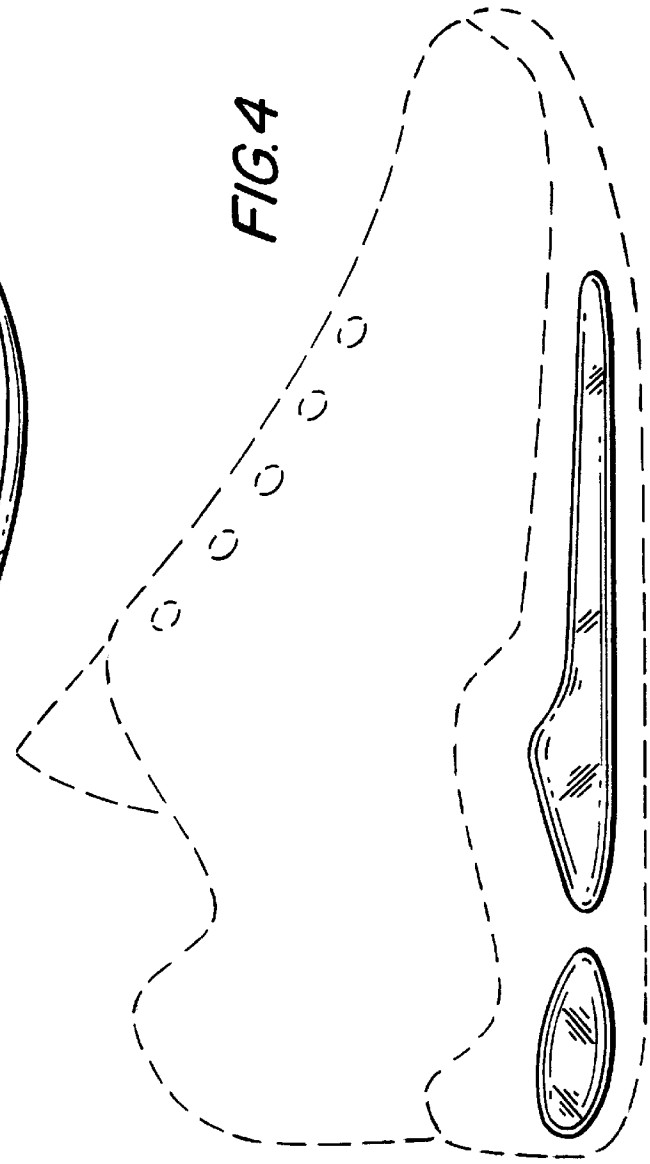


FIG. 4

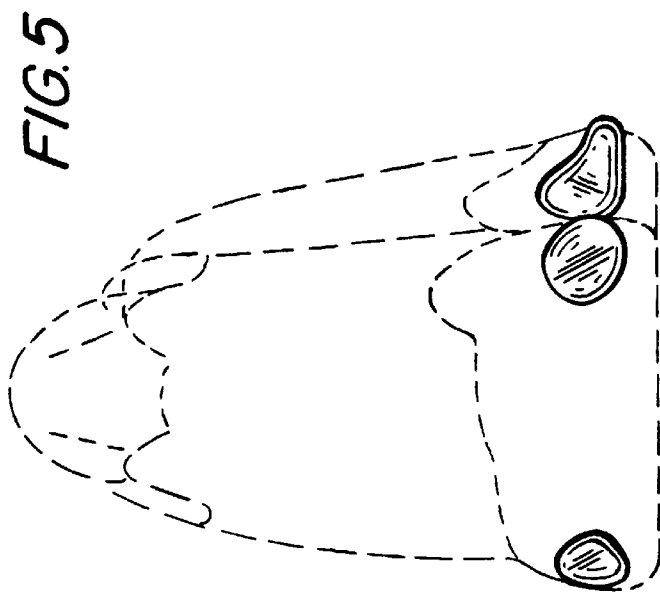


FIG. 6

