



US00D990461S

(12) **United States Design Patent**
Kwon

(10) **Patent No.:** **US D990,461 S**

(45) **Date of Patent:** **** Jun. 27, 2023**

- (54) **CASE FOR ELECTRONIC COMMUNICATIONS DEVICE**
- (71) Applicant: **SPIGEN KOREA CO., LTD.**, Seoul (KR)
- (72) Inventor: **Younghee Kwon**, Seoul (KR)
- (73) Assignee: **SPIGEN KOREA CO., LTD.**, Seoul (KR)

- D865,743 S * 11/2019 Altschul D14/250
- D870,091 S * 12/2019 Chen D14/250
- D879,758 S * 3/2020 Altschul D14/250
- D880,465 S * 4/2020 Altschul D14/250
- 10,673,997 B2 * 6/2020 Cantoli-Alves A45C 11/00
- D902,193 S * 11/2020 Altschul D14/250
- D925,514 S * 7/2021 Chung D14/250
- D958,782 S * 7/2022 Altschul D14/250

(Continued)

(**) Term: **15 Years**

(21) Appl. No.: **29/788,907**

(22) Filed: **Aug. 12, 2021**

(51) **LOC (14) Cl.** **14-03**

(52) **U.S. Cl.**
USPC **D14/250; D3/218; D3/249**

(58) **Field of Classification Search**
USPC D3/201, 218, 247, 249, 269; D13/107, D13/108, 118, 119; D14/217, 248, D14/250–253, 432, 440
CPC H04B 1/3888; H04M 1/0283; H04M 1/0202; A45F 2005/028; A45F 2200/0525

See application file for complete search history.

(56) **References Cited**

U.S. PATENT DOCUMENTS

- D619,130 S * 7/2010 Fellig D14/250
- D721,689 S * 1/2015 Altschul H04B 1/3888 D14/250
- D776,101 S * 1/2017 Poon D14/250
- D824,892 S * 8/2018 Altschul D14/250
- D830,352 S * 10/2018 Chung D14/250
- D831,630 S * 10/2018 Altschul D14/250
- D832,244 S * 10/2018 Poon D14/250
- D836,096 S * 12/2018 Altschul D14/250
- D842,291 S * 3/2019 Feng D14/250
- D855,607 S * 8/2019 Altschul D14/250
- D864,936 S * 10/2019 Chiang D3/247
- D865,742 S * 11/2019 Altschul D14/250

OTHER PUBLICATIONS

Spigen’s MagFit collection will protect your iPhone 14 with style, publication date Sep. 8, 2022, [online] URL: <https://appleinsider.com/articles/22/09/07/spigens-magfit-collection-will-protect-your-iphone-14-with-style> (Year: 2022).*

Primary Examiner — L. A. Grabenstetter
(74) *Attorney, Agent, or Firm* — Bridgeway IP Law Group, PLLC; Jihun Kim; Hyun Woo Shim

(57) **CLAIM**

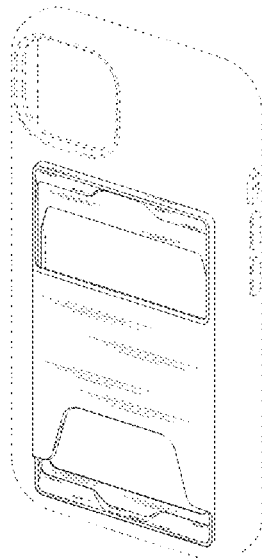
The ornamental design for a case for electronic communications device, as shown and described.

DESCRIPTION

FIG. 1 is a front perspective view of the case for electronic communications device showing my new design; FIG. 2 is a rear elevational view thereof; FIG. 3 is a front elevational view thereof; FIG. 4 is a right side elevational view thereof; FIG. 5 is a left side elevational view thereof; FIG. 6 is a top plan view thereof; and, FIG. 7 is a bottom plan view thereof.

The broken lines throughout the drawing figures depict portions of the case for electronic communication device that form no part of the claimed design. The broken lines and unshaded regions bounded by broken lines form no part of the claimed design.

1 Claim, 7 Drawing Sheets



(56)

References Cited

U.S. PATENT DOCUMENTS

2010/0224519	A1*	9/2010	Kao	G06F 1/1626 206/320
2014/0315603	A1*	10/2014	Fathollahi	G01C 3/02 455/575.8
2015/0027802	A1*	1/2015	Altschul	A45C 11/00 181/177
2016/0374443	A1*	12/2016	Kim	A45C 11/00 206/38
2019/0081299	A1*	3/2019	Chiang	H02J 7/342
2019/0215388	A1*	7/2019	Cantoli-Alves	A45C 11/182

* cited by examiner

FIG. 1

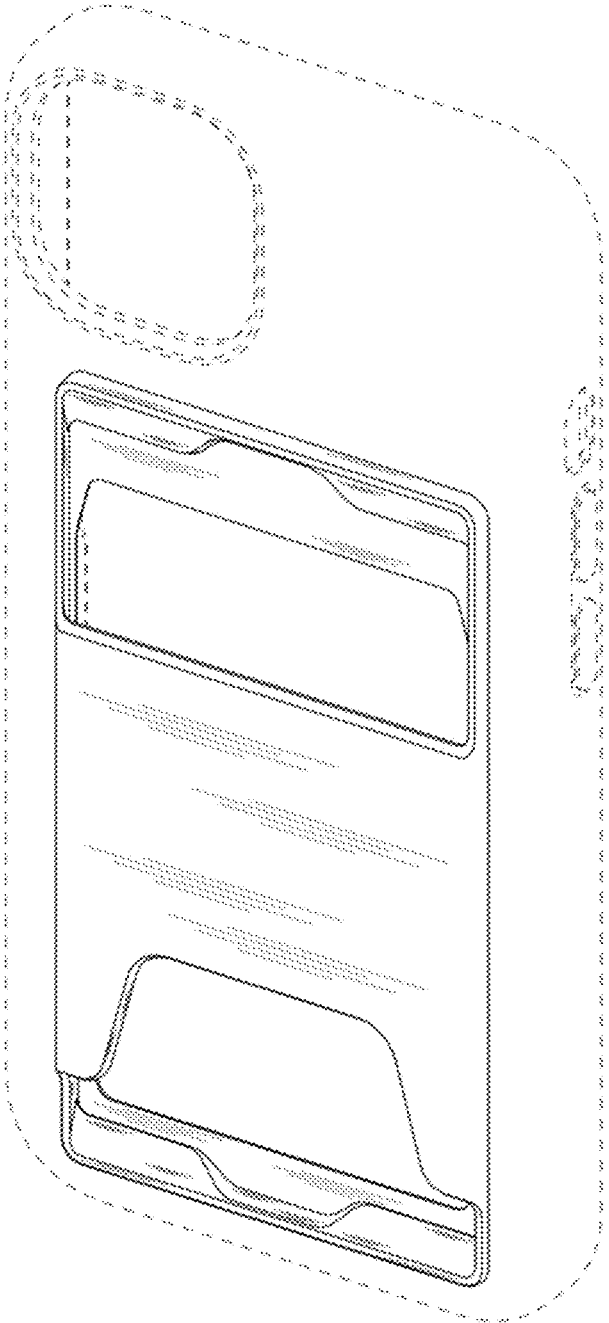


FIG. 2

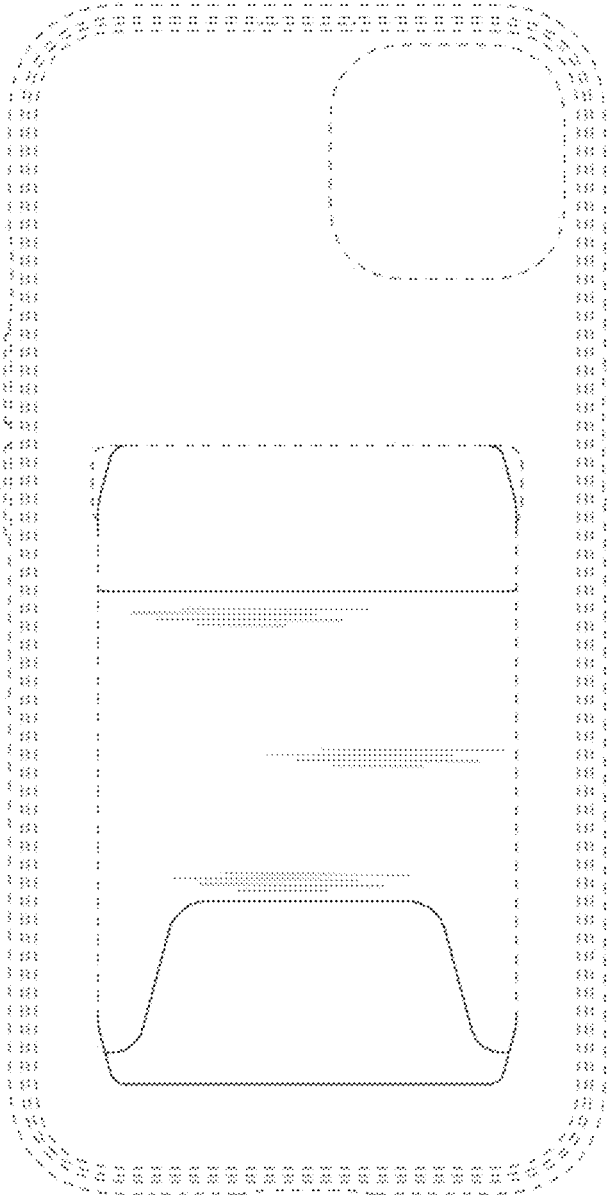


FIG. 3




FIG. 4




FIG. 5



FIG. 6



FIG. 7

