



US00D420497S

United States Patent [19]

[11] Patent Number: Des. 420,497

Panella

[45] Date of Patent: ** Feb. 15, 2000

[54] SHOE SOLE

[75] Inventor: Antonio Panella, London, United Kingdom

[73] Assignee: Wolverine World Wide, Inc., Rockford, Mich.

[**] Term: 14 Years

[21] Appl. No.: 29/105,213

[22] Filed: May 20, 1999

[30] Foreign Application Priority Data

Dec. 4, 1998	[GB]	United Kingdom	2079609
Dec. 4, 1998	[GB]	United Kingdom	2079610

[51] LOC (7) Cl. 02-04

[52] U.S. Cl. D2/957; D2/947; D2/951; D2/953; D2/960

[58] Field of Search D2/896, 897, 902, D2/906, 908, 909, 914, 916, 919, 946-962, 964, 977; 36/3 B, 11.5, 12-15, 25 R, 28, 32 R, 44, 59 C, 66, 75 R, 76 R, 85, 101, 103, 104, 106, 113-115, 124, 126, 127-130

[56] References Cited

U.S. PATENT DOCUMENTS

D. 186,267	10/1959	Zerkowitz	D2/957
D. 234,014	12/1974	Traver	D2/959
D. 287,303	12/1986	Peterson	D2/957
D. 291,147	8/1987	Kelley et al.	D2/957
D. 292,142	10/1987	Tonkel et al.	D2/957

296,519	4/1884	Brooks	36/32 R
D. 301,284	5/1989	Duclos et al.	D2/953
D. 324,133	2/1992	Mitsui	D2/953
D. 340,130	10/1993	Blissett	D2/959
D. 354,845	1/1995	Bramani	D2/957
D. 356,671	3/1995	Blanchini	D2/957
D. 358,929	6/1995	Peterson	D2/908
D. 363,371	10/1995	Werman	D2/957
D. 368,795	4/1996	Tanaka et al.	D2/954
D. 368,796	4/1996	Fabio	D2/960
D. 372,576	8/1996	Mills et al.	D2/960
D. 379,861	6/1997	Wunsch	D2/947
D. 385,987	11/1997	Bramani	D2/959
2,722,756	11/1955	Ecclesine	36/59 C
2,928,192	3/1960	Green	36/32 R
5,716,723	2/1998	Cleef et al.	428/690

Primary Examiner—Celia Murphy
Attorney, Agent, or Firm—Warner Norcross & Judd LLP

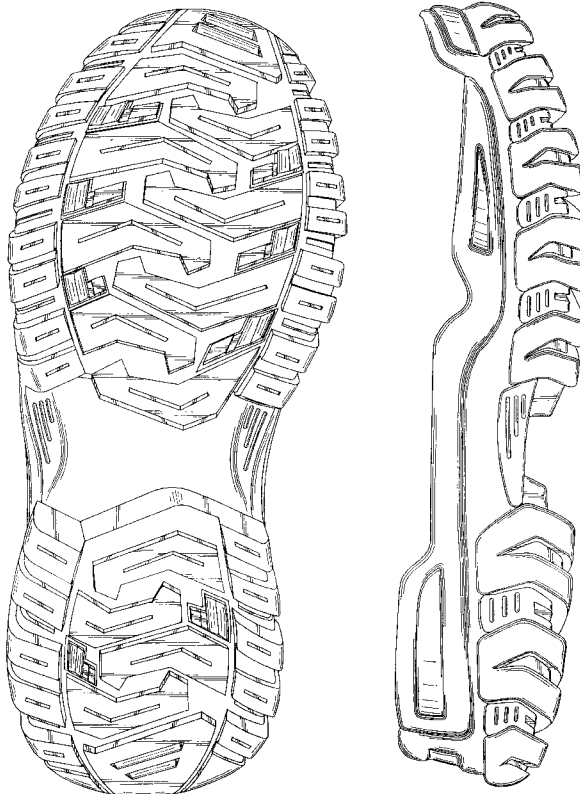
[57] CLAIM

The ornamental design for shoe sole, as shown and described.

DESCRIPTION

FIG. 1 is a bottom plan view of the shoe sole embodying the new design;
FIG. 2 is a right side elevational view thereof;
FIG. 3 is a left side elevational view thereof;
FIG. 4 is a front elevational view thereof;
FIG. 5 is a rear elevational view thereof; and,
FIG. 6 is a perspective view thereof.
The unshaded area in FIG. 4 is left unclaimed.

1 Claim, 4 Drawing Sheets



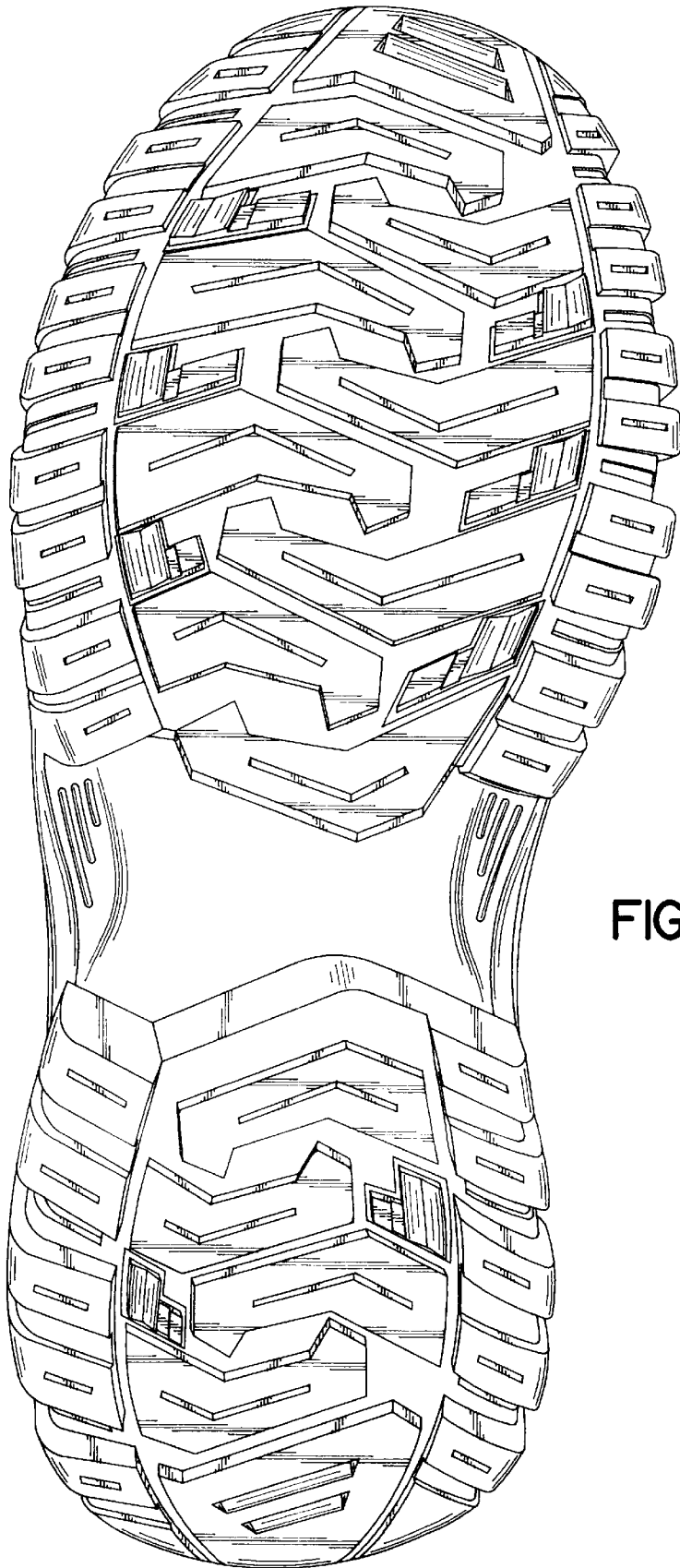


FIG. 1

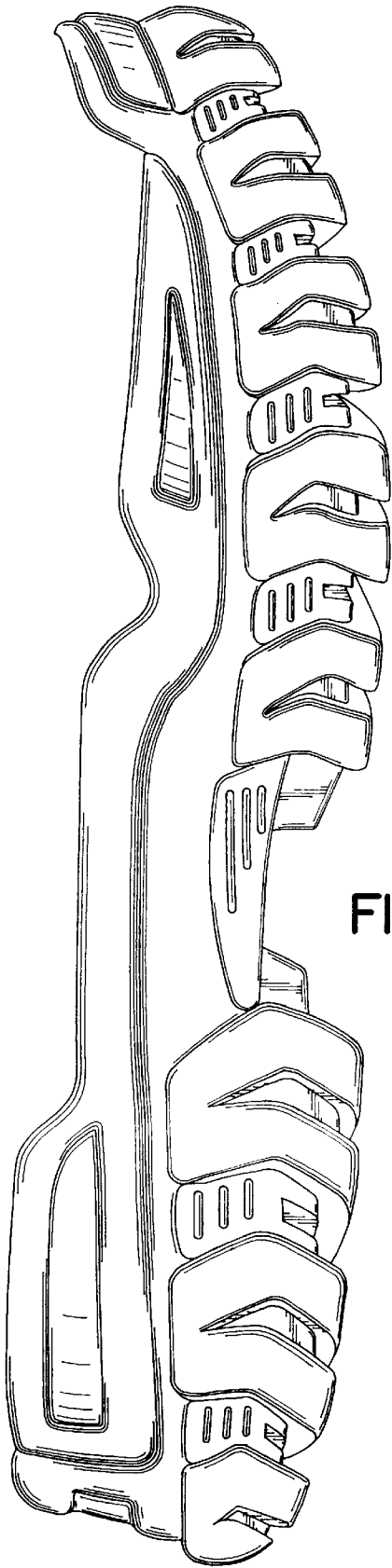


FIG. 2

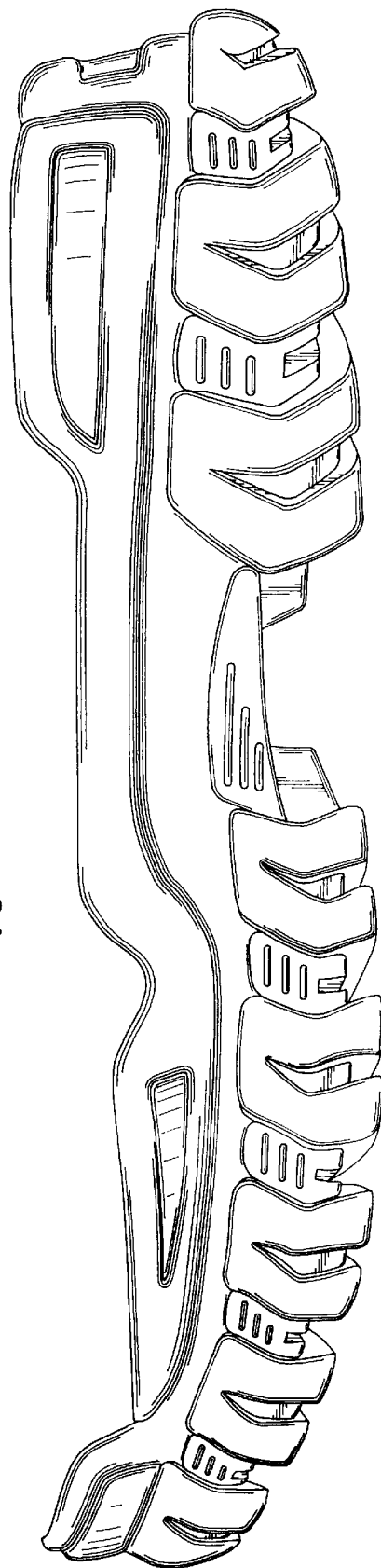


FIG. 3

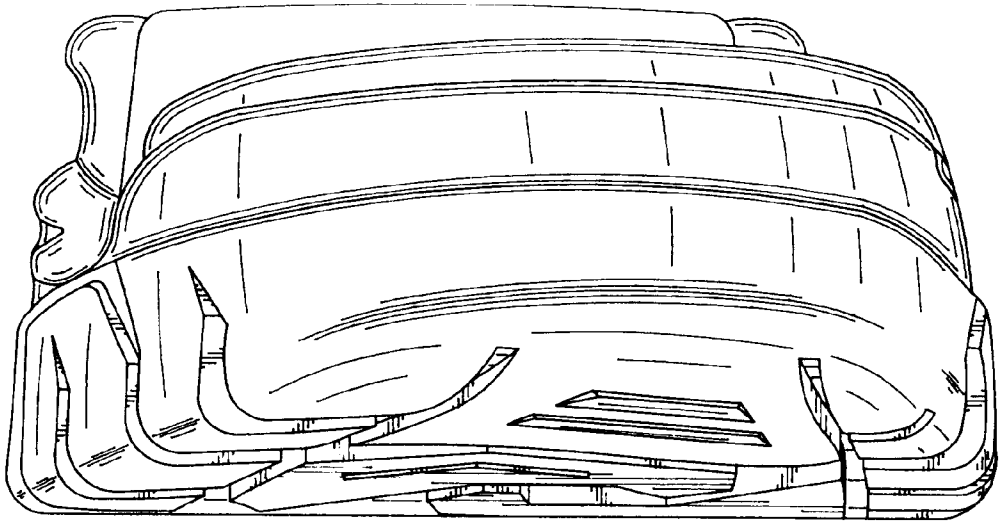


FIG. 4

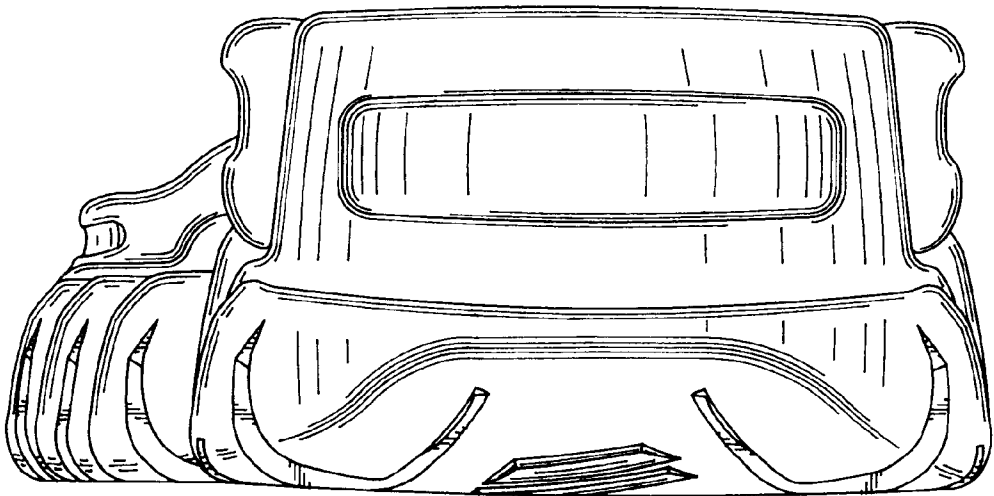


FIG. 5

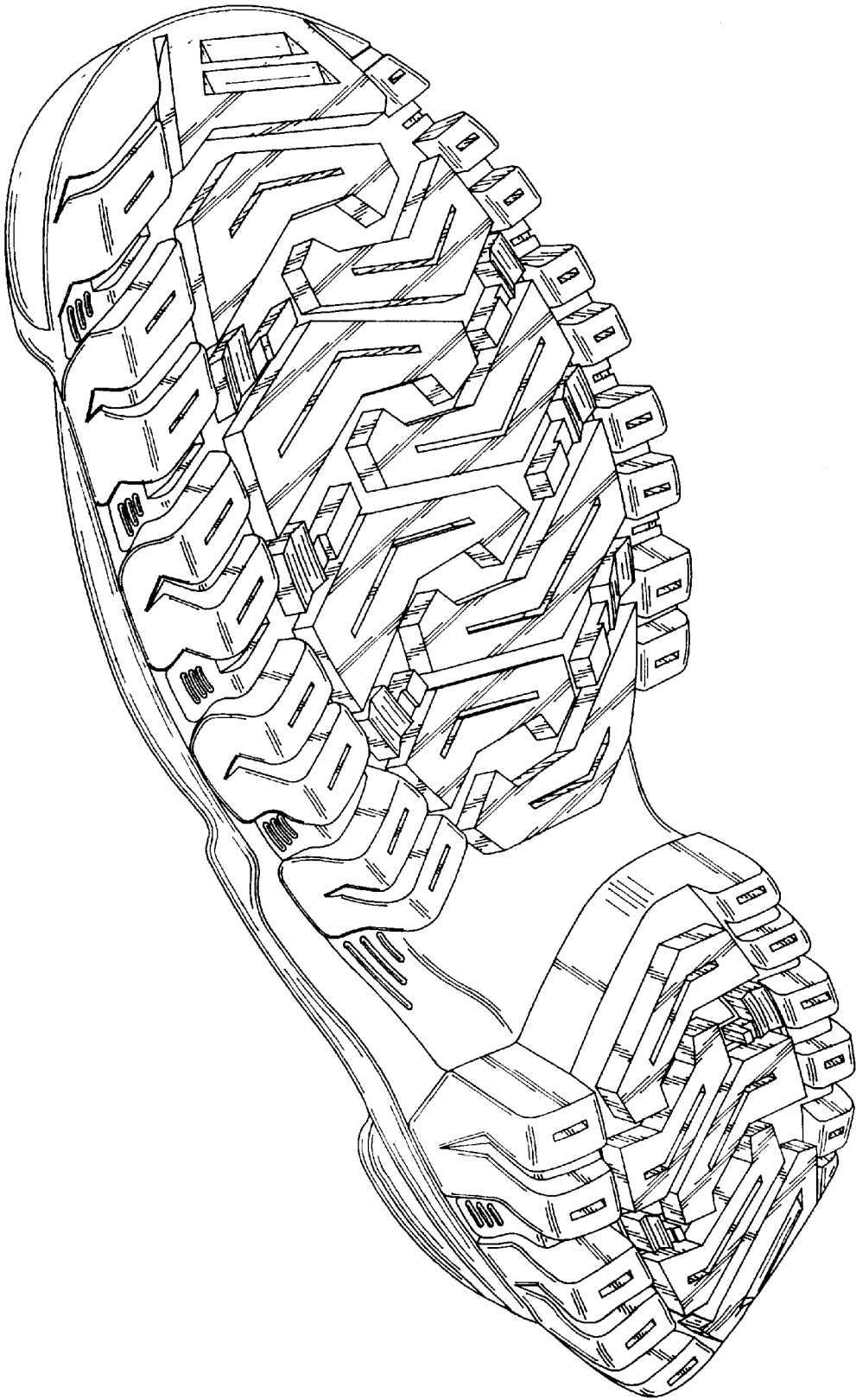


FIG. 6