



US00D740594S

(12) **United States Design Patent**
Trinh

(10) **Patent No.:** **US D740,594 S**

(45) **Date of Patent:** **** Oct. 13, 2015**

- (54) **DISPLAY FIXTURE**
- (71) Applicant: **Target Brands, Inc.**, Minneapolis, MN (US)
- (72) Inventor: **Nick Q. Trinh**, Minneapolis, MN (US)
- (73) Assignee: **Target Brands, Inc.**, Minneapolis, MN (US)
- (**) Term: **14 Years**
- (21) Appl. No.: **29/469,053**
- (22) Filed: **Oct. 7, 2013**

D294,668	S	*	3/1988	Handler et al.	D6/570
4,799,588	A		1/1989	Trisl		
D309,687	S	*	8/1990	Embree et al.	D6/567
D331,942	S	*	12/1992	Kirchner	D19/78
5,312,000	A		5/1994	Bass		
5,344,027	A		9/1994	Kaplan		
5,358,101	A		10/1994	Lombardi		
D352,927	S	*	11/1994	Williams	D13/107
D354,310	S	*	1/1995	Crist et al.	D19/75
5,706,977	A		1/1998	Ogura et al.		
5,711,435	A		1/1998	Morison et al.		
D397,084	S	*	8/1998	Siddoway	D13/107
6,096,562	A		8/2000	Bunn et al.		
6,920,986	B2		7/2005	Lacombe et al.		

(Continued)

Related U.S. Application Data

- (63) Continuation of application No. 12/901,686, filed on Oct. 11, 2010, now Pat. No. 8,579,125.
- (51) **LOC (10) Cl.** **06-04**
- (52) **U.S. Cl.**
USPC **D6/672**
- (58) **Field of Classification Search**
USPC D6/567, 570, 641, 672, 675; D13/107, D13/108, 184; D21/332, 333, 506, 509; D28/76, 77, 78, 83, 183; 211/49.1, 211/59.2, 70.6; D19/78; 220/810
CPC A47F 1/00; A47F 9/00; A47F 3/14; A47F 7/283
See application file for complete search history.

FOREIGN PATENT DOCUMENTS

CA	32462	*	5/1970
CA	2121449		10/1995

(Continued)

Primary Examiner — Thomas Johannes
Assistant Examiner — Catherine Posthauer
 (74) *Attorney, Agent, or Firm* — Leanne Taveggia Farrell; Westman, Champlin & Koehler, P.A.

(57) **CLAIM**

The ornamental design for a display fixture, as shown and described.

DESCRIPTION

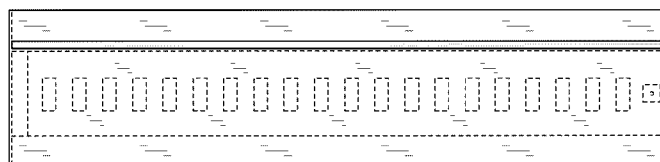
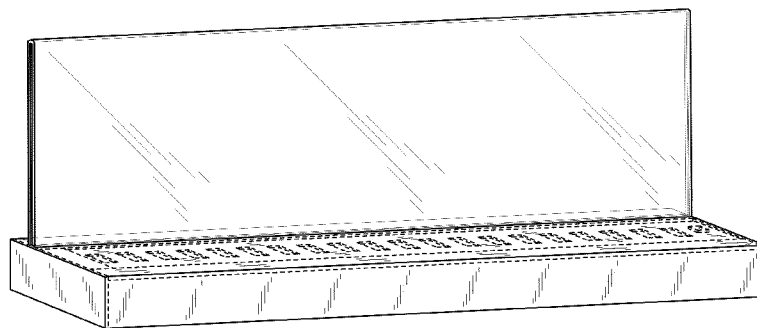
FIG. 1 is a perspective view of a display fixture; FIG. 2 is a front view thereof, the back being identical; FIG. 3 is a left side view thereof, the right side being a mirror image; and, FIG. 4 is a top view thereof.
 The broken lines shown in the drawings are included for purposes of illustrating portions of the display fixture and form no part of the claimed design.

1 Claim, 2 Drawing Sheets

(56) **References Cited**

U.S. PATENT DOCUMENTS

1,236,085	A	8/1917	Hudnut	
2,362,367	A	11/1944	Freeman	
2,430,166	A	11/1947	Fish et al.	
3,602,372	A	8/1971	Verrecchio	
3,638,664	A	2/1972	Cohn	
4,155,460	A	5/1979	Ratti	
D269,836	S	* 7/1983	Pruzan D6/467



(56)

References Cited

U.S. PATENT DOCUMENTS

7,007,814	B2	3/2006	Ploix	
D540,566	S *	4/2007	Scholen et al.	D6/449
7,287,652	B2	10/2007	Scholen et al.	
D558,489	S *	1/2008	Christensen	D6/484
D575,972	S *	9/2008	Shiao	D6/567
7,665,860	B2	2/2010	Demarest et al.	
D621,548	S *	8/2010	Chen	D28/83
D692,682	S *	11/2013	Tapper	D6/672
2005/0279579	A1	12/2005	Milk et al.	
2008/0121563	A1	5/2008	Polvere et al.	
2009/0296378	A1	12/2009	Demarest et al.	
2009/0296385	A1	12/2009	Demarest et al.	

2010/0294790	A1 *	11/2010	Lin	220/810
2011/0042331	A1 *	2/2011	Johnson et al.	211/49.1
2013/0206714	A1 *	8/2013	Pedersen et al.	211/71.01
2014/0027397	A1 *	1/2014	Knoll et al.	211/183
2014/0250749	A1 *	9/2014	Theisen et al.	40/649

FOREIGN PATENT DOCUMENTS

EP	0774224	5/1997
FR	2712471	5/1995
FR	2903876	1/2008
JP	09028529	2/1997
JP	11076016	3/1999
JP	2000175792	6/2000

* cited by examiner

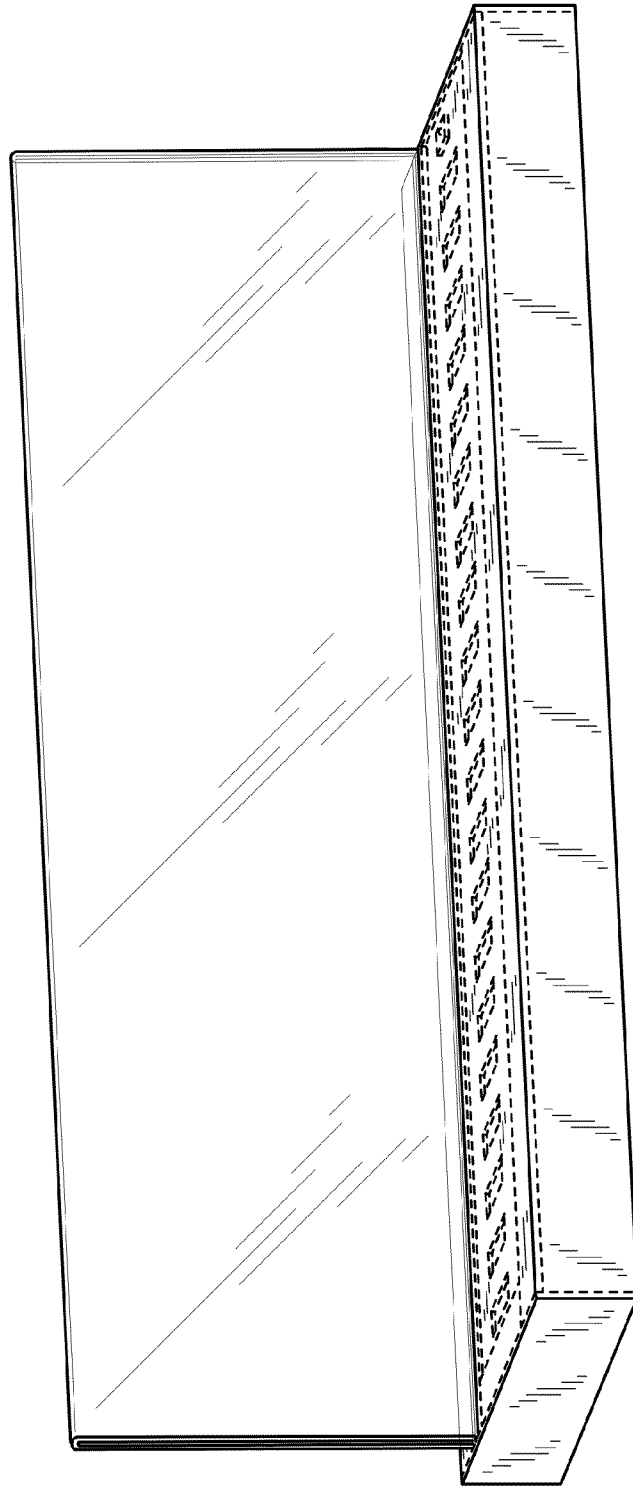


Fig. 1

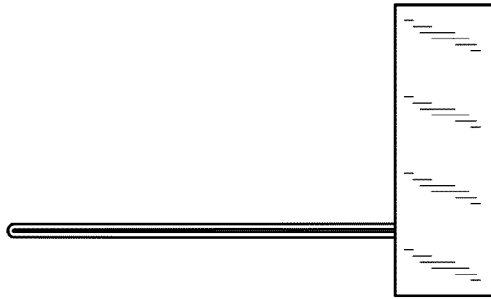


Fig. 3




Fig. 2

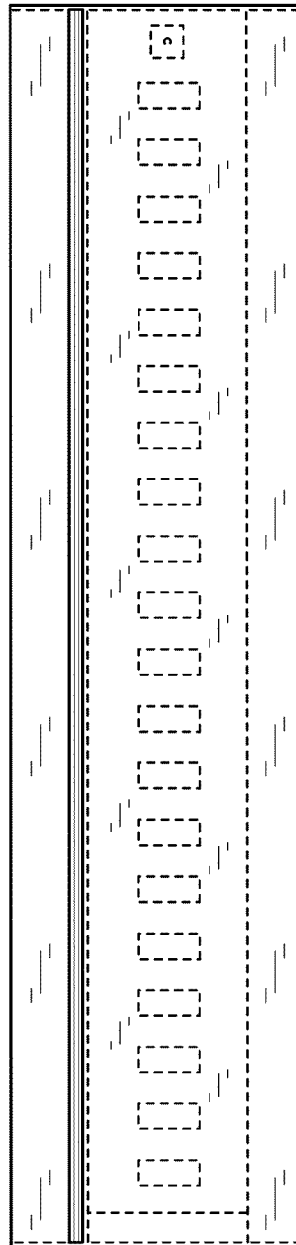


Fig. 4