



US00D568298S

(12) **United States Design Patent**
Lundgren et al.

(10) **Patent No.:** **US D568,298 S**

(45) **Date of Patent:** **** May 6, 2008**

(54) **REMOTE CONTROL**

(75) Inventors: **Johan O. Lundgren**, Linköping (SE);
Johan Frössén, Umeå (SE); **Hugo Gnadeberg**, Stockholm (SE); **Mathias Pantzar**, Gothenburg (SE); **Kristoffer Svedulf**, Gothenburg (SE)

(73) Assignee: **General Instrument Corporation**,
Horsham, PA (US)

(**) Term: **14 Years**

(21) Appl. No.: **29/250,942**

(22) Filed: **Dec. 6, 2006**

(51) **LOC (8) Cl.** **14-03**

(52) **U.S. Cl.** **D14/218**

(58) **Field of Classification Search** D14/218,
D14/455; D13/168; D21/566; D10/104,
D10/106; 345/169; 348/14.05, 114, 211.99,
348/734; 340/825.24; 341/22; 455/92,
455/95, 128, 151.1–151.4, 352, 355, FOR. 121;
700/65

See application file for complete search history.

(56) **References Cited**

U.S. PATENT DOCUMENTS

D293,669 S * 1/1988 Ogilvie D13/168

D357,920 S * 5/1995 Davis D14/218
D368,264 S * 3/1996 Laituri D14/218
D395,889 S * 7/1998 Gerba et al. D14/218
D396,232 S * 7/1998 Renk et al. D14/218
D520,495 S * 5/2006 Dukerschein et al. D14/218

* cited by examiner

Primary Examiner—Robert M. Spear

Assistant Examiner—John Windmuller

(74) *Attorney, Agent, or Firm*—Larry T. Cullen

(57) **CLAIM**

The ornamental design for a remote control, as shown and described.

DESCRIPTION

FIG. 1 is a perspective view of a remote control;

FIG. 2 is a front view of the remote control of FIG. 1;

FIG. 3 is a rear view of the remote control of FIG. 1;

FIG. 4 is a side view of the remote control of FIG. 1;

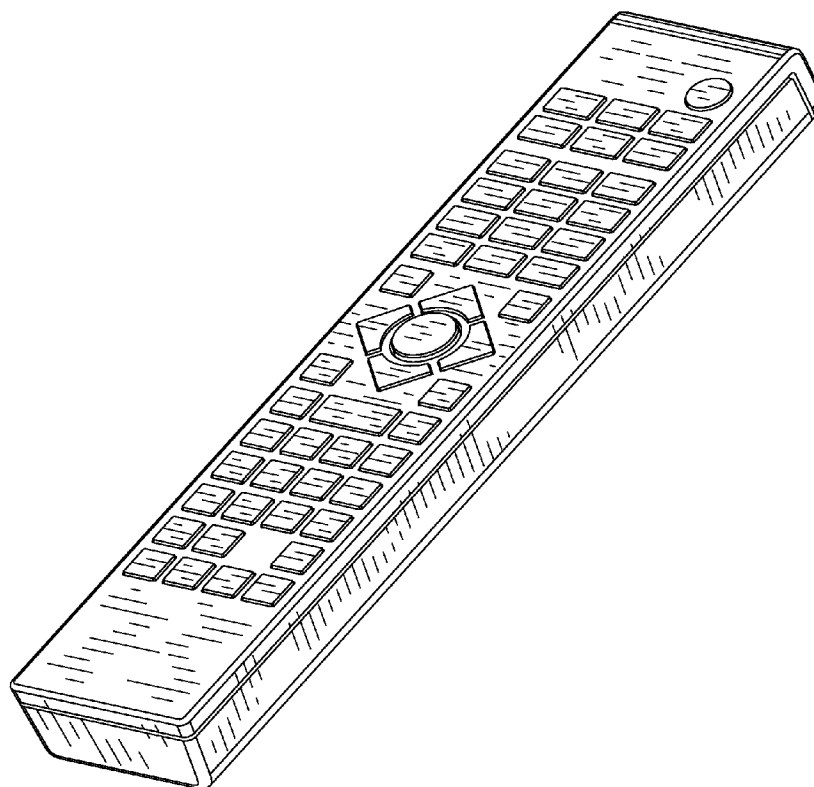
FIG. 5 is a side view of the remote control of FIG. 1;

FIG. 6 is a top view of the remote control of FIG. 1; and,

FIG. 7 is a bottom view of the remote control of FIG. 1.

The portions drawn in broken lines are shown for illustrative purposes only and do not form part of the claimed design.

1 Claim, 4 Drawing Sheets






FIG. 1




FIG. 2

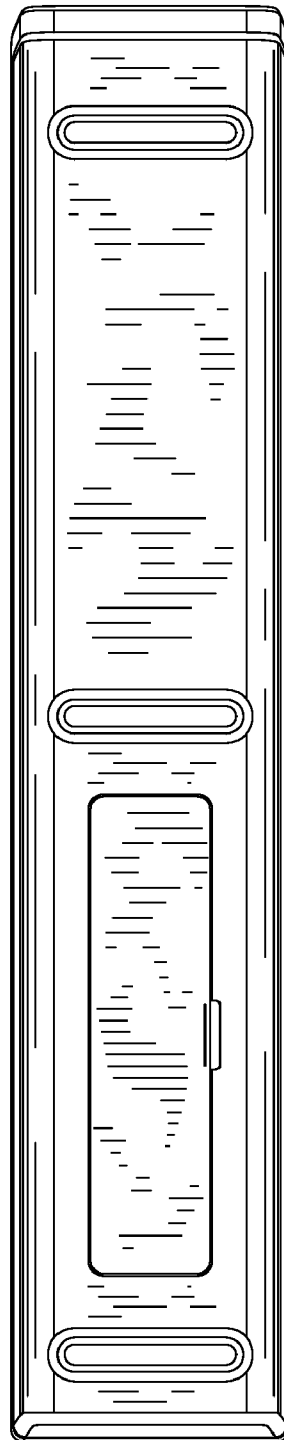


FIG. 3

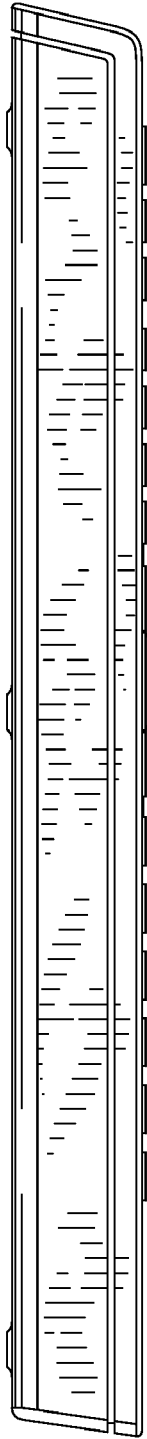


FIG. 4

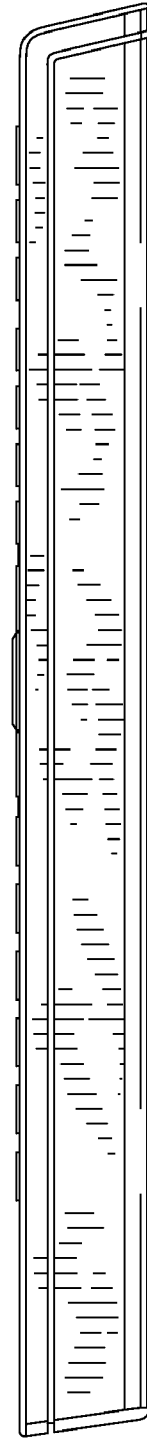


FIG. 5



FIG. 6

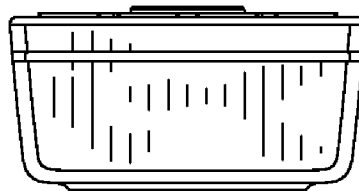


FIG. 7