



US00D432441S

United States Patent [19]
Stekelenburg

[11] **Patent Number: Des. 432,441**
[45] **Date of Patent: ** Oct. 24, 2000**

[54] **TIMER**
[75] Inventor: **Albert Stekelenburg**, Taipei, Taiwan
[73] Assignee: **All-Time Inc.**, Taipei, Taiwan
[**] Term: **14 Years**

D. 402,902 12/1998 Chen D10/40
D. 402,903 12/1998 Chen D10/40
D. 405,376 2/1999 Stekelenburg D10/40
2,670,794 3/1954 Gallegher D10/40 X

Primary Examiner—Nelson C. Holtje
Attorney, Agent, or Firm—Dougherty & Troxell

[21] Appl. No.: **29/118,703**
[22] Filed: **Feb. 14, 2000**

[57] **CLAIM**
The ornamental design for a timer, as shown and described.

[51] **LOC (7) Cl.** **10-03**
[52] **U.S. Cl.** **D10/40**
[58] **Field of Search** D10/1-40, 122-132;
200/38 R; 368/96-100, 107-121, 276-277,
285, 316, 317; 307/141 R, 141.4

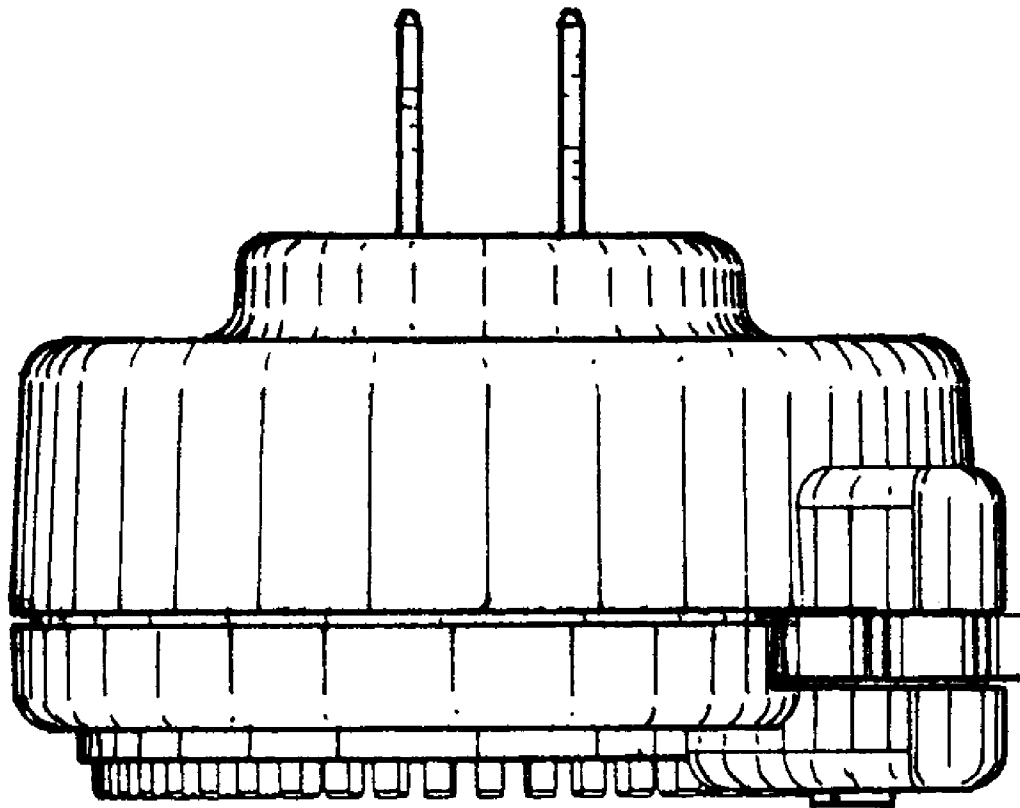
DESCRIPTION

FIG. 1 is a top elevational view of a timer showing the preferred embodiment of my new design;
FIG. 2 is a front view thereof;
FIG. 3 is a right side elevational view thereof;
FIG. 4 is a bottom view thereof;
FIG. 5 is a left side elevational view thereof; and,
FIG. 6 is a rear view thereof.

[56] **References Cited**
U.S. PATENT DOCUMENTS

D. 265,553 7/1982 Joss et al. D10/40
D. 380,396 7/1997 Svarnias et al. D10/40

1 Claim, 2 Drawing Sheets



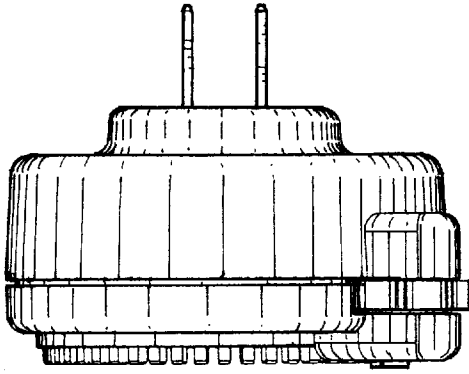


FIG. 1

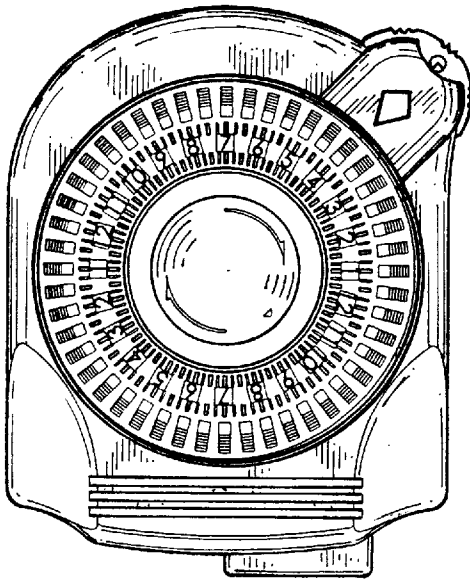


FIG. 2

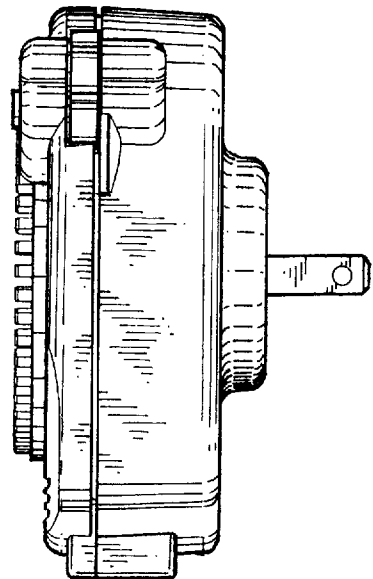


FIG. 3

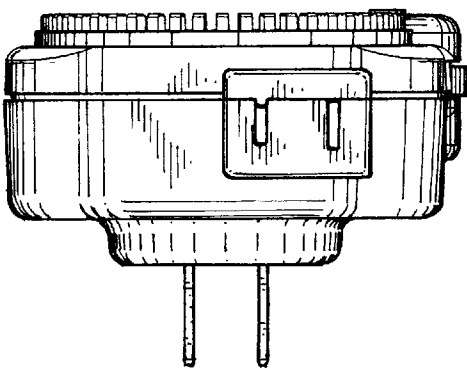


FIG. 4

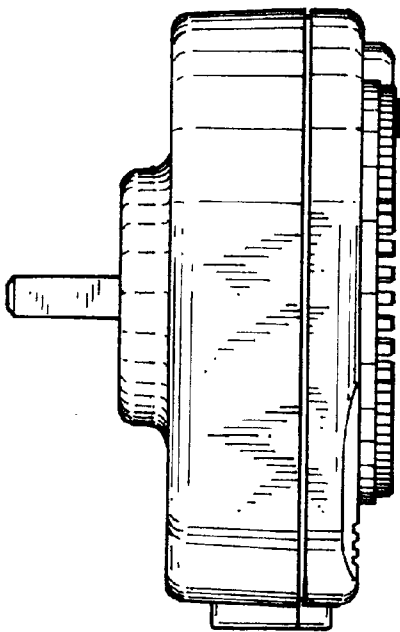


FIG. 5

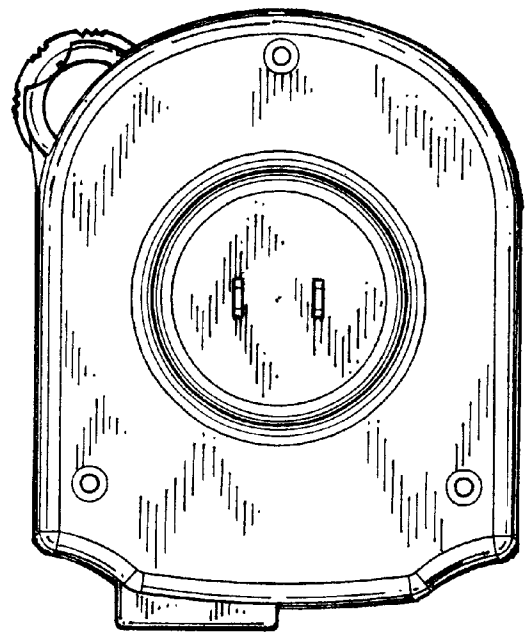


FIG. 6