



US00D898930S

(12) **United States Design Patent** (10) **Patent No.:** **US D898,930 S**
Lee et al. (45) **Date of Patent:** **** Oct. 13, 2020**

(54) **SCALP TREATMENT APPARATUS** A61M 37/0015; A45D 2/2471; A46B 2200/104; G01M 17/0074

(71) Applicant: **LG ELECTRONICS INC.**, Seoul (KR) See application file for complete search history.

(72) Inventors: **Gyeong Lee**, Seoul (KR); **Sooyoung Park**, Seoul (KR); **Sanghoon Yoon**, Seoul (KR)

(56) **References Cited**

U.S. PATENT DOCUMENTS

D456,942	S	*	5/2002	Au	D28/20
D481,199	S	*	10/2003	Egan	D2/870
D777,339	S	*	1/2017	Chen	D24/209
D805,650	S	*	12/2017	Hsiung	D24/216
D853,031	S	*	7/2019	Ouyang	D28/58
D864,485	S	*	10/2019	Ouyang	D28/58
D872,293	S	*	1/2020	Chen	D24/209
D872,370	S	*	1/2020	Khubani	D28/59
2014/0070012	A1	*	3/2014	Hunt	G06K 19/06037 235/494
2015/0005854	A1	*	1/2015	Said	A61N 5/0617 607/91
2016/0045763	A1	*	2/2016	Tapper	A61N 5/0617 607/91

(73) Assignee: **LG ELECTRONICS INC.**, Seoul (KR)

(**) Term: **15 Years**

(21) Appl. No.: **35/506,885**

(22) Filed: **Dec. 10, 2018**

(80) **Hague Agreement Data**

Int. Filing Date: **Dec. 10, 2018**
Int. Reg. No.: **DM/200424**
Int. Reg. Date: **Dec. 10, 2018**
Int. Reg. Pub. Date: **Jun. 14, 2019**

* cited by examiner

Primary Examiner — Samantha Q Lawrence
(74) *Attorney, Agent, or Firm* — Birch, Stewart, Kolasch & Birch, LLP

(30) **Foreign Application Priority Data**

Jun. 12, 2018 (KR) 30-2018-0027095

(51) **LOC (12) Cl.** **28-03**

(52) **U.S. Cl.**
USPC **D24/209**

(57) **CLAIM**

The ornamental design for a scalp treatment apparatus, as shown and described.

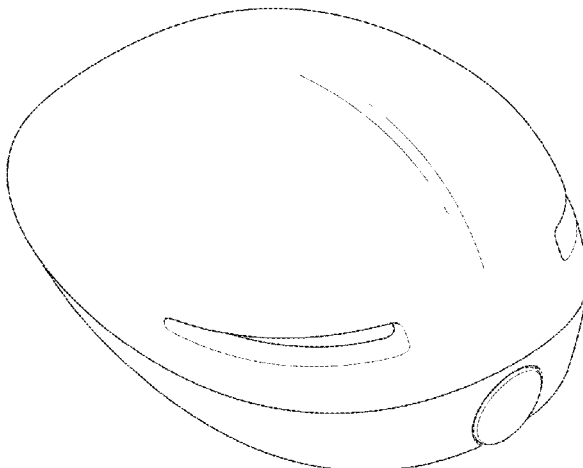
(58) **Field of Classification Search**

USPC D24/102, 112, 113, 114, 115, 127, 133, D24/146, 147, 148, 149, 151, 164, 167, D24/169, 186, 187, 189, 190, 191, 192, D24/209, 214, 215, 231; D14/344, D14/138 R, 144, 341, 358, 485-489; D2/865, 866, 867, 870, 880, 881, 889; D28/7, 10, 18, 20, 25, 63
CPC A61H 15/00; A61H 2015/0014; A61H 15/0092; A61H 23/0263; A61M 5/2387; A61M 5/3295; A61M 5/3297; A61M 5/3298; A61M 2023/0023; A61M 37/00;

DESCRIPTION

1. Scalp treatment apparatus
Figure 1.1 is a perspective view of a scalp treatment apparatus;
Figure 1.2 is a front view thereof;
Figure 1.3 is a back view thereof;
Figure 1.4 is a side view thereof;
Figure 1.5 is another side view thereof;
Figure 1.6 is a top view thereof; and
Figure 1.7 is a bottom view thereof.

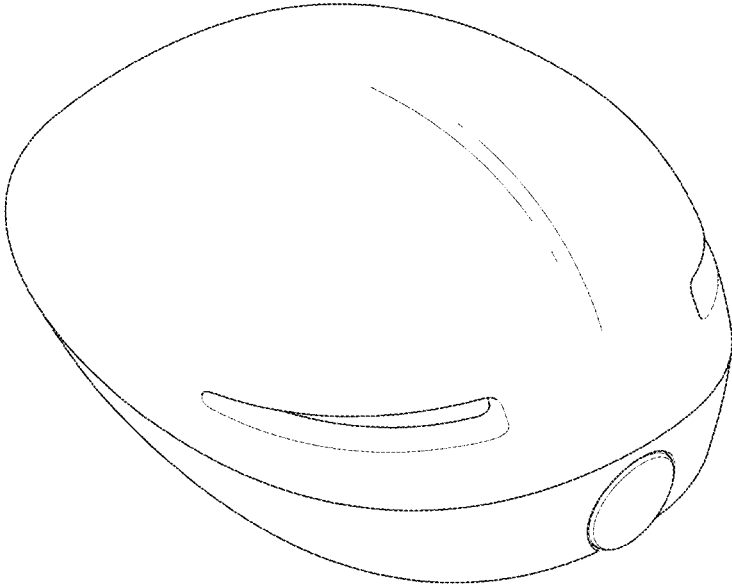
(Continued)



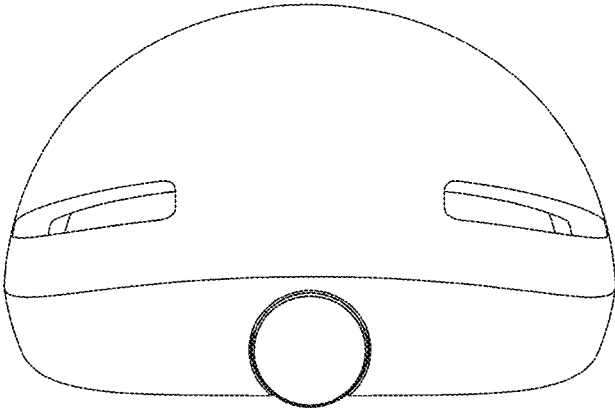
The broken lines indicate portions of the scalp treatment apparatus that form no part of the claimed design.

1 Claim, 7 Drawing Sheets

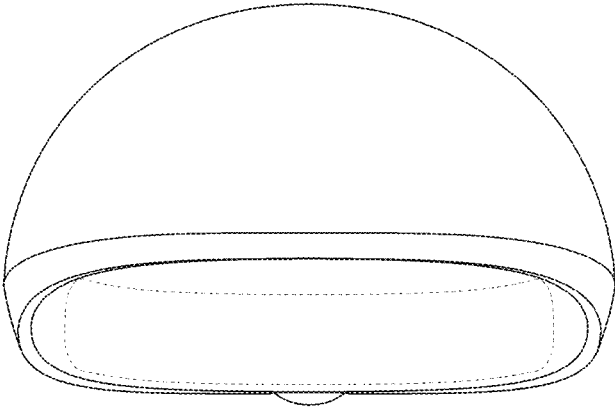
1.1




1.2




1.3




1.4



1.5



1.6



1.7

