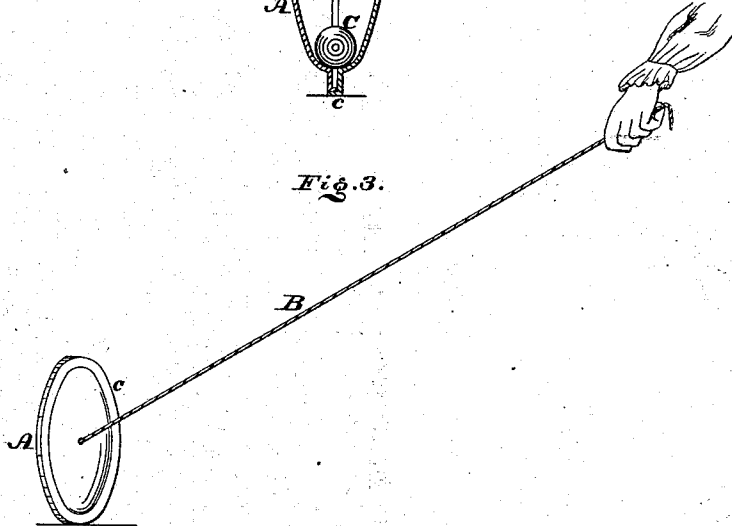
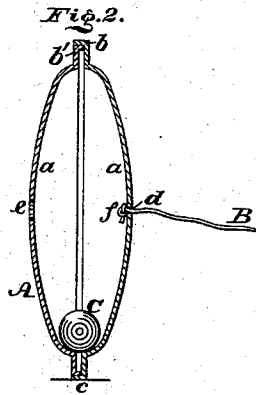
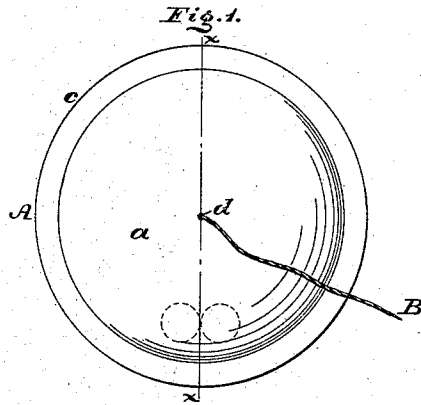


(No Model.)

J. McA. JONES.
Toy Wheel.

No. 237,543.

Patented Feb. 8, 1881.



Witnesses:

A. P. Grant,
W. F. Kircher

Inventor:

John McA. Jones,
by Joshua J. [Signature]
ATTORNEY.

UNITED STATES PATENT OFFICE.

JOHN MCA. JONES, OF PHILADELPHIA, PENNSYLVANIA.

TOY WHEEL.

SPECIFICATION forming part of Letters Patent No. 237,543, dated February 8, 1881.

Application filed December 27, 1880. (No model.)

To all whom it may concern:

Be it known that I, JOHN MCA. JONES, a citizen of the United States, residing in the city and county of Philadelphia, and State of Pennsylvania, have invented a new and useful Improvement in Toy Wheels, which improvement is fully set forth in the following specification and accompanying drawings, in which—

Figure 1 is a side elevation of the toy wheel embodying my invention. Fig. 2 is a section thereof in line *x x*, Fig. 1. Fig. 3 is a perspective view, showing the manner of rolling the wheel.

Similar letters of reference indicate corresponding parts in the several figures.

My invention relates to improvements in the class of toy wheels which are provided with cords, whereby they may be readily rolled along the ground or pavement; and it consists in forming the wheel of two disks or plates of dish shape, having a rim on which the wheel is rolled, and means for attachment of the cord.

It also consists of loose balls within the wheel for imparting a ringing or musical sound to the wheel.

Referring to the drawings, A represents the wheel, and B the string or cord attached thereto for rolling the same, as shown in Fig. 3.

The wheel is formed of two stamped dish-shaped plates or disks, *a a*, of metal, having circumferential flanges *b b'*, which lap each other and are soldered or otherwise secured to each other, so that the flanges provide a rim, *c*, on which the wheel may be rolled. At the center of one disk is an opening, *d*, and at

the other an opening, *e*, of larger diameter, the object whereof is to apply the cord B. A knot, *f*, is formed on one end of the cord, and the other end is easily passed through both openings, *d e*, the cord being drawn out to full extent. The opening *e* permits the passage of the knot *f*, and the opening *d*, being of smaller diameter than said knot, has its walls hold the knot, whereby the cord is securely applied.

Within the hollow or space of the wheel formed by the two disks is placed one or more loose, hard balls, C, which, when the wheel is in motion, roll freely on the inner rim of the wheel and impart to it a ringing and musical sound, the sweetness of which is increased by making the disks of metal of a resonant nature suitable for the purpose.

It will be seen that I produce an interesting and amusing toy.

Having thus described my invention, what I claim as new, and desire to secure by Letters Patent, is—

1. The toy wheel constructed of two dishing plates, *a*, with circumferential flanges *b b'* lapsing each other, forming the rim *c*, substantially as and for the purpose set forth.

2. The disks *a a*, with openings *d e* of different diameters, adapted for operation with the knotted cord B, substantially as and for the purpose set forth.

3. The hollow wheel A, containing one or more loose balls, substantially as and for the purpose set forth.

JOHN MCA. JONES.

Witnesses:

JOHN A. WIEDERSHEIM,
A. P. GRANT.