



US00D668163S

(12) **United States Design Patent**
Levinson

(10) **Patent No.:** **US D668,163 S**

(45) **Date of Patent:** **** Oct. 2, 2012**

(54) **MASON'S LEVEL**

7,472,487 B2 * 1/2009 Tran et al. 33/379
D596,056 S * 7/2009 Scheyer D10/69

(Continued)

(75) Inventor: **Amy Levinson**, Kibbutz Amiad (IL)

(73) Assignee: **Kapro Industries Ltd.** (IL)

(**) Term: **14 Years**

(21) Appl. No.: **29/371,878**

(22) Filed: **Dec. 2, 2011**

(51) **LOC (9) Cl.** **10-04**

(52) **U.S. Cl.** **D10/69**

(58) **Field of Classification Search** D10/69;
33/365, 366.11–366.27, 367–391

See application file for complete search history.

(56) **References Cited**

U.S. PATENT DOCUMENTS

2,453,091 A	11/1948	Holloway et al.	
D348,619 S	7/1994	Hansen	
D360,371 S	7/1995	O'Hare et al.	
D365,768 S	1/1996	Rodriguez	
D459,251 S	6/2002	Scheyer	
6,418,634 B1	7/2002	Szumer	
D468,221 S	1/2003	Greaves et al.	
D479,139 S	9/2003	Kallabis et al.	
D486,084 S *	2/2004	Kun et al.	D10/69
D497,316 S *	10/2004	Kun et al.	D10/69
D498,152 S	11/2004	Hickey	
D503,635 S *	4/2005	Kallabis D10/69	
D503,636 S	4/2005	Kim	
D513,391 S	1/2006	Kim	
D518,745 S	4/2006	Kim	
D518,746 S	4/2006	Kim	
D521,399 S	5/2006	Johnson et al.	
D526,224 S	8/2006	Kim	
7,228,637 B2	6/2007	Kim	
D546,214 S	7/2007	Schwartz et al.	
D555,523 S	11/2007	Nickel et al.	
D563,808 S	3/2008	Schwartz et al.	
D573,908 S	7/2008	Levinson	

OTHER PUBLICATIONS

Kapro Industries LTD Box Section Levels Products Page, *Kapro Industries Ltd.*, available at http://www.kapro.com/SubCat.asp?parent=2&cat_id=6, on Aug. 16, 2010, 1 page.

(Continued)

Primary Examiner — Antoine D Davis

(74) *Attorney, Agent, or Firm* — Abraham Hershkovitz; Harold L. Novick; Hershkovitz & Associates, LLC

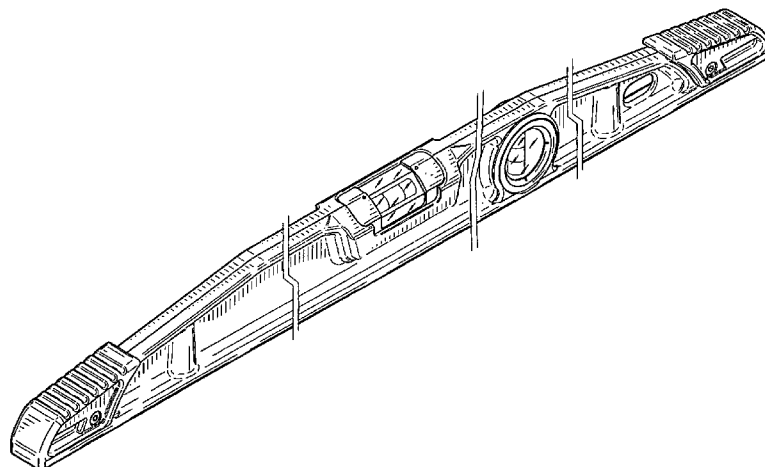
(57) **CLAIM**

The ornamental design for a mason's level, substantially as shown and described.

DESCRIPTION

FIG. 1 is a front perspective view of a mason's level including a main body, a central horizontal bubble vial housing, a vertical bubble vial housing, a left end cap, and a right end cap; FIG. 2 is a front elevation view of the mason's level of FIG. 1; FIG. 3 is a left elevation view of the mason's level of FIG. 1; FIG. 4 is a top plan view of the mason's level of FIG. 1; FIG. 5 is a bottom plan view of the mason's level of FIG. 1; FIG. 6 is a rear elevation view of the mason's level of FIG. 1; and, FIG. 7 is right elevation view of the mason's level of FIG. 1. The broken lines along the main body of the spirit level in FIGS. 1, 2, 4, 5 and 6 indicate that the lengths between the horizontal bubble vial housing and the left end cap, the horizontal bubble vial housing and the vertical bubble vial housing, and the vertical bubble vial housing and the right end cap can vary from the lengths shown in FIG. 1 according to the overall length of the spirit level; the broken lines form no part of the claimed design.

1 Claim, 3 Drawing Sheets



US D668,163 S

Page 2

U.S. PATENT DOCUMENTS

D597,872 S * 8/2009 Gofer D10/69
D598,308 S 8/2009 Gofer
D598,309 S 8/2009 Gofer
D607,351 S 1/2010 Gofer
D625,631 S 10/2010 Ben-Josef et al.
2005/0039341 A1 2/2005 Hickey

OTHER PUBLICATIONS

Kapro Industries LTD I-Beam Levels Products Page, *Kapro Industries Ltd.*, available at http://www.kapro.com/SubCat.asp?parent=2&cat_id=8, on Aug. 16, 2010, 1 page.

* cited by examiner

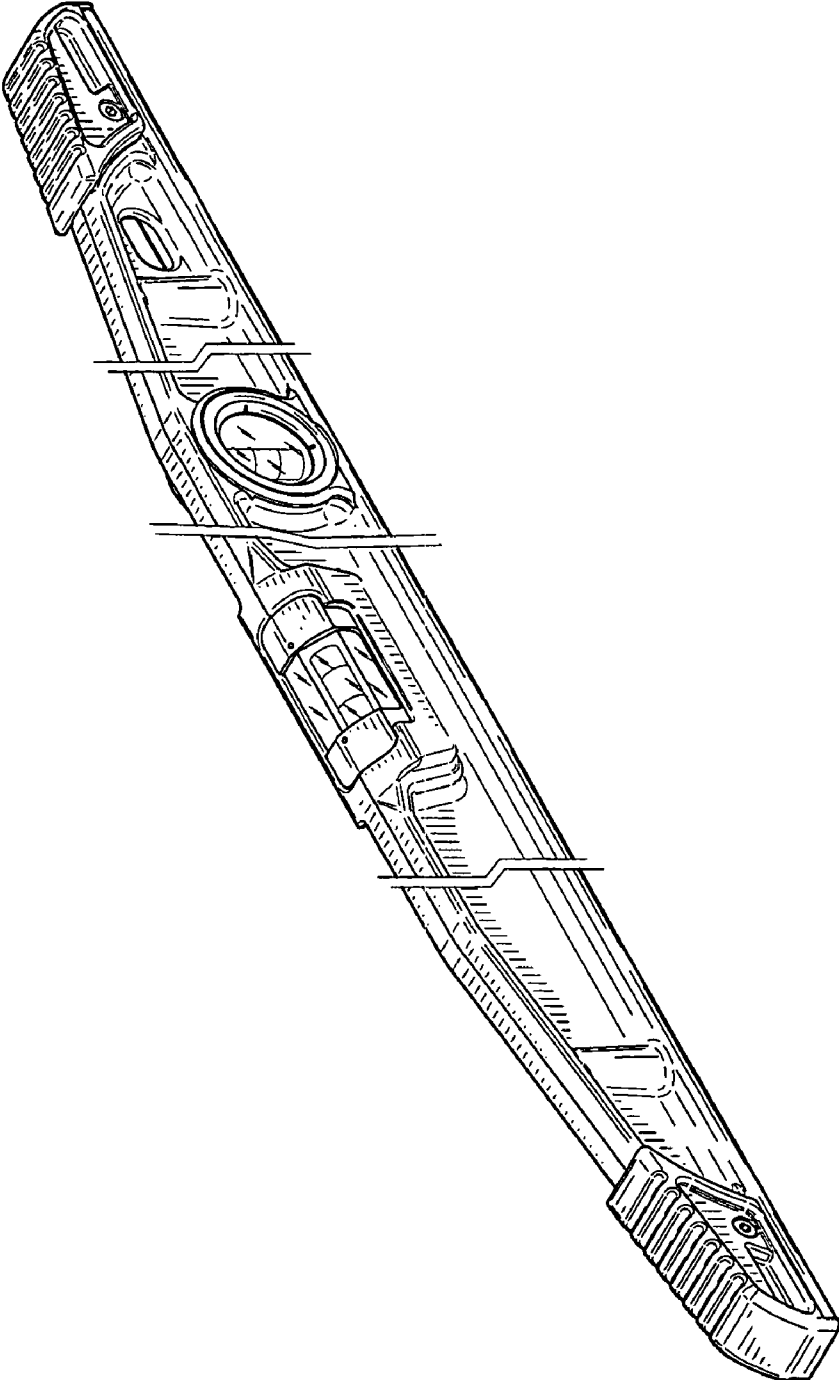


FIG.1

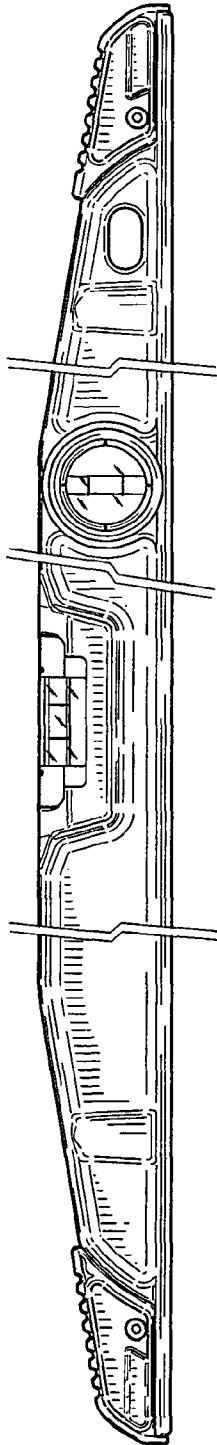


FIG. 2

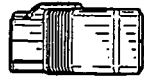


FIG. 3

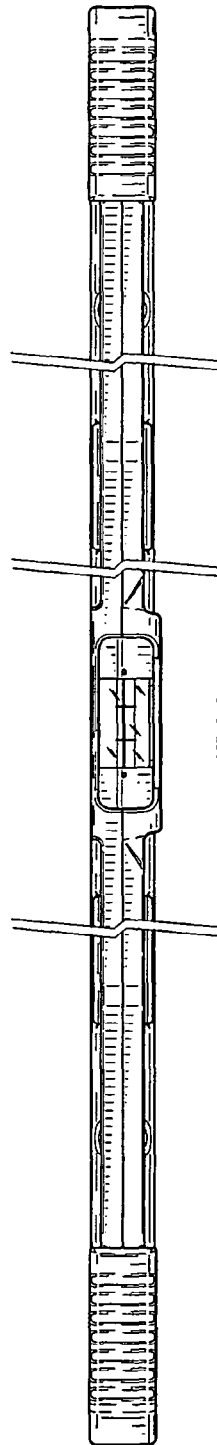


FIG. 4

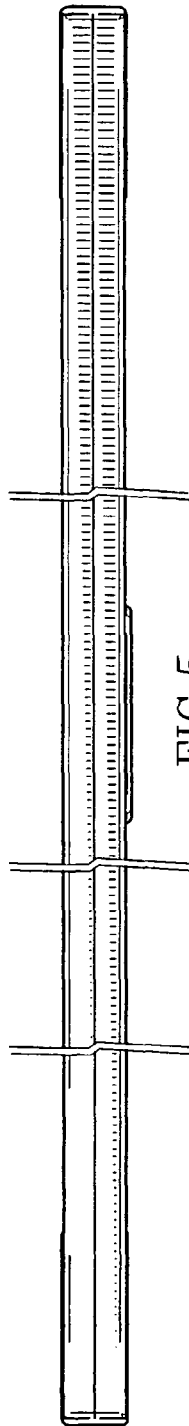


FIG. 5

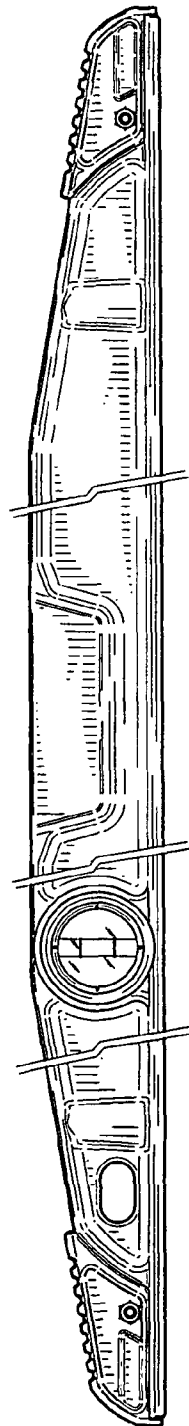


FIG. 6



FIG. 7