

- [54] **CULINARY COMBINATION SPOON**
- [76] **Inventor: Mark A. Rea, Sr., 126 Academy Ave., Providence, R.I. 02908**
- [**] **Term: 14 Years**
- [21] **Appl. No.: 841,728**
- [22] **Filed: Mar. 5, 1986**
- [52] **U.S. Cl. D7/140; D7/47; D7/149**
- [58] **Field of Search D7/102, 47, 148, 149, D7/140, 137, 138; 30/324, 325, 328**

[56] **References Cited**

U.S. PATENT DOCUMENTS

D. 47,016	2/1915	Sommer	D7/140
D. 140,264	2/1945	Farber	D7/140
265,390	10/1882	Cosbey	30/324 X
1,108,767	8/1914	Lechner	D7/137 X
1,488,463	4/1924	Abram	30/325 X
2,923,059	2/1960	Campagna	30/325

FOREIGN PATENT DOCUMENTS

2748986	5/1979	Fed. Rep. of Germany	30/325
---------	--------	----------------------	-------	--------

OTHER PUBLICATIONS

Food Service Equipment Dealer/Buyer's Guide 1975, Sep.

1974, p. 68, Majestic-Regal Kitchen Tools, Slotted Spoon, bottom right

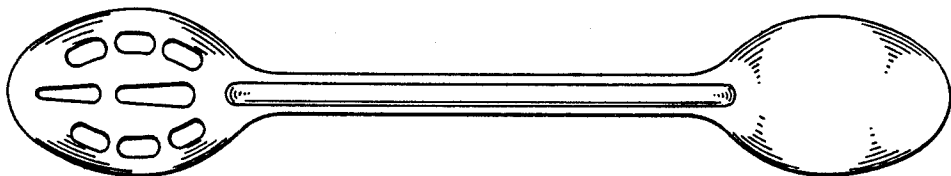
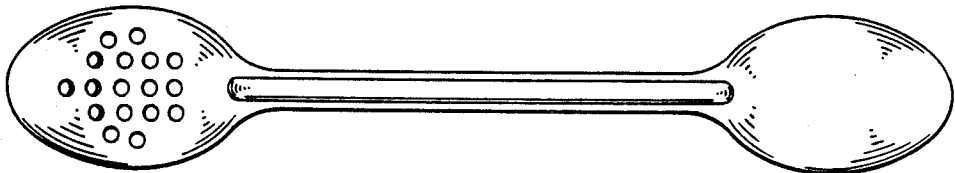
Primary Examiner—Winifred E. Herrmann
Attorney, Agent, or Firm—Salter & Michaelson

[57] **CLAIM**

The ornamental design for a culinary combination spoon, as shown and described.

DESCRIPTION

FIG. 1 is a perspective view of a culinary combination spoon showing my new design;
FIG. 2 is an elevational view taken from one end thereof;
FIG. 3 is an elevational view taken from the other end thereof;
FIG. 4 is a top plan view thereof;
FIG. 5 is a side elevational view thereof;
FIG. 6 is a bottom plan view thereof;
FIG. 7 is a perspective view of a modification of my culinary combination spoon;
FIG. 8 is an elevational view taken from one end thereof;
FIG. 9 is an elevational view taken from the other end thereof;
FIG. 10 is a top plan view thereof;
FIG. 11 is a side elevational view thereof; and
FIG. 12 is a bottom plan view thereof.



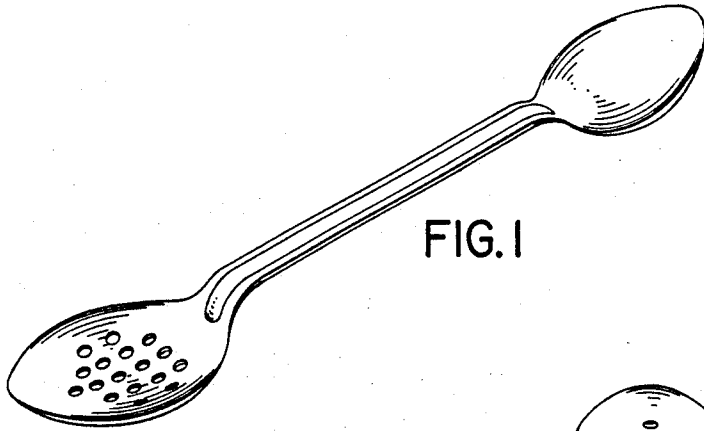


FIG. 1



FIG. 2



FIG. 3




FIG. 4




FIG. 5




FIG. 6

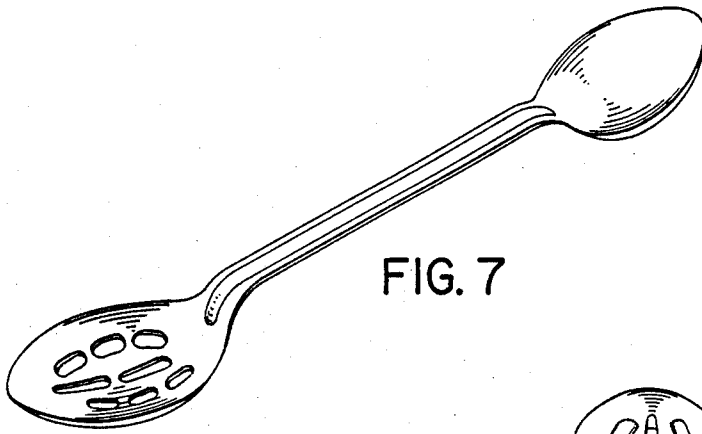


FIG. 7



FIG. 8



FIG. 9




FIG. 10




FIG. 11




FIG. 12