



US00D365250S

United States Patent [19]
Bergin et al.

[11] **Patent Number:** **Des. 365,250**
[45] **Date of Patent:** ****Dec. 19, 1995**

[54] **CUPHOLDER FOR ATTACHMENT TO SEAT BRACKETS**

D. 307,852 5/1990 Clark D7/620
D. 328,223 7/1992 Clark D7/622
4,721,216 1/1988 Kinder 220/737 X

[75] Inventors: **Peter W. A. Bergin**, Hopkins; **John Ayotte**, Eagan, both of Minn.

Primary Examiner—Terry A. Wallace
Attorney, Agent, or Firm—Westman, Champlin & Kelly

[73] Assignee: **MTS Northwest Sound, Inc.**, Minneapolis, Minn.

[57] **CLAIM**

[**] Term: **14 Years**

The ornamental design for a cupholder for attachment to seat brackets, as shown and described.

[21] Appl. No.: **27,646**

DESCRIPTION

[22] Filed: **Aug. 26, 1994**

[52] U.S. Cl. **D7/620**

[58] **Field of Search** D7/619-625; D9/455;
211/71, 74-77, 87, 88; 215/386, 392, 393;
224/42.45 R; 248/311.2; 220/737; 297/188.01,
188.2

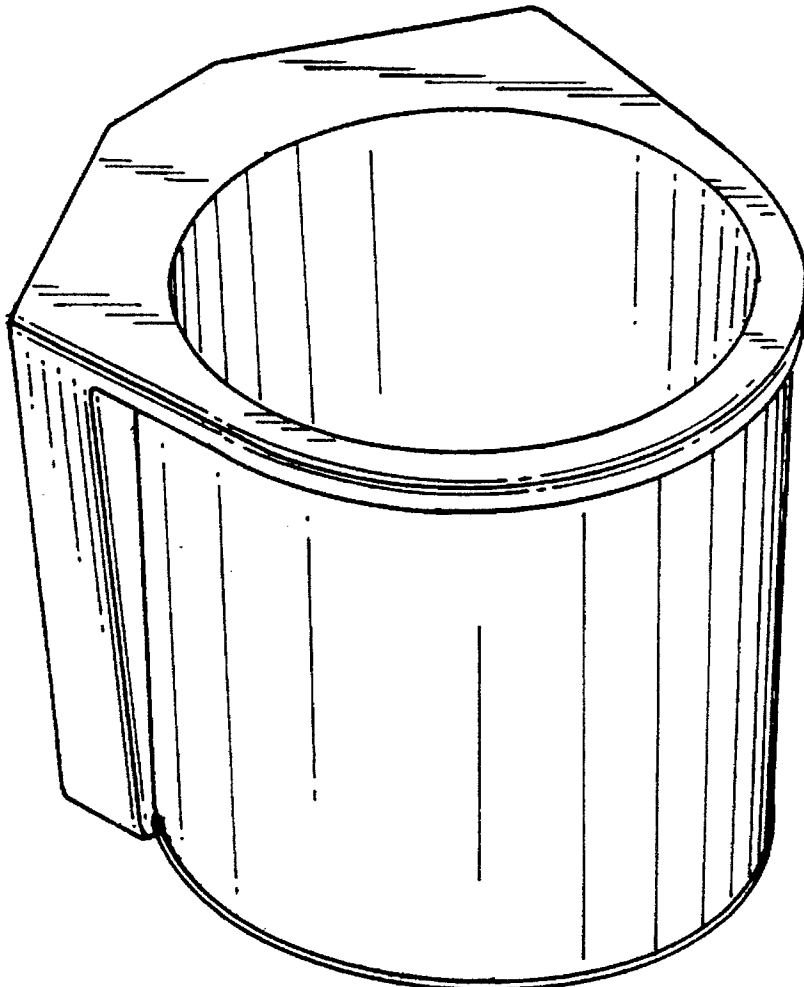
FIG. 1 is a top perspective view of a cupholder for attachment to seat brackets showing our new design;
FIG. 2 is a front elevational view thereof;
FIG. 3 is a side view thereof, the opposite side being a mirror image;
FIG. 4 is a rear view thereof;
FIG. 5 is a top plan view thereof; and,
FIG. 6 is a bottom plan view thereof.

[56] **References Cited**

U.S. PATENT DOCUMENTS

D. 299,482 1/1989 Pearson D7/620

1 Claim, 3 Drawing Sheets



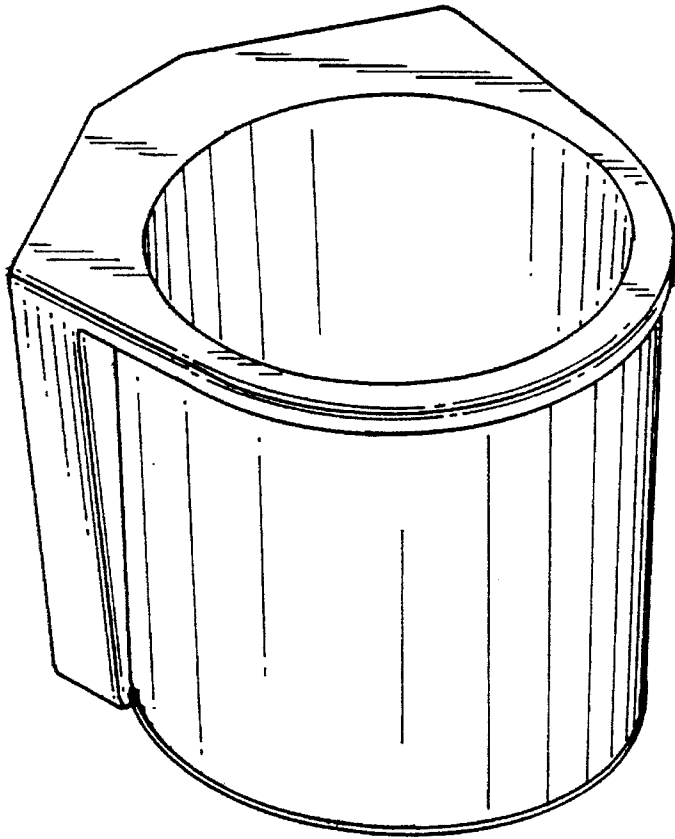


Fig. 1




Fig. 2

Fig. 3

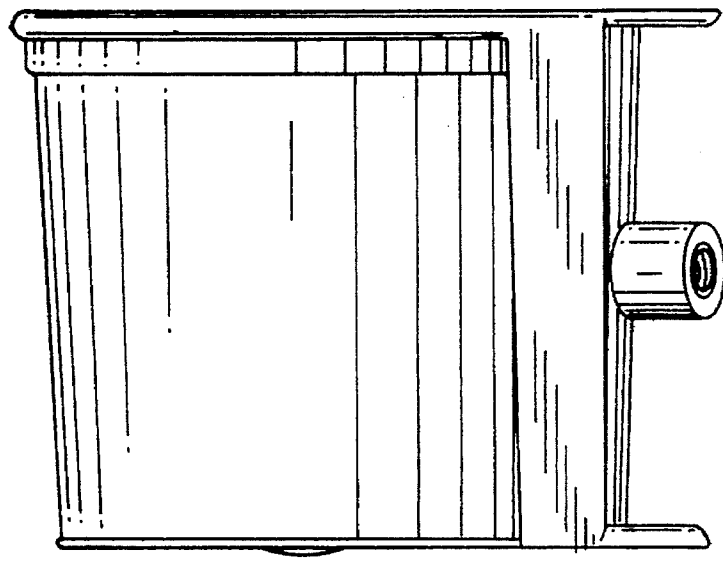
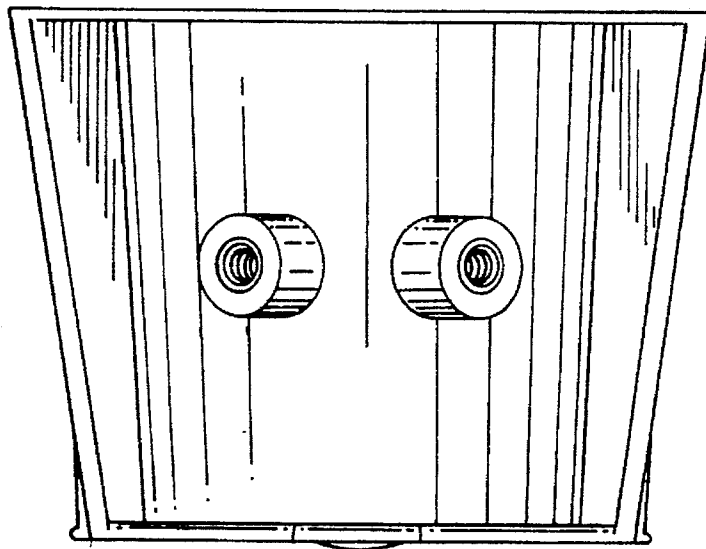


Fig. 4



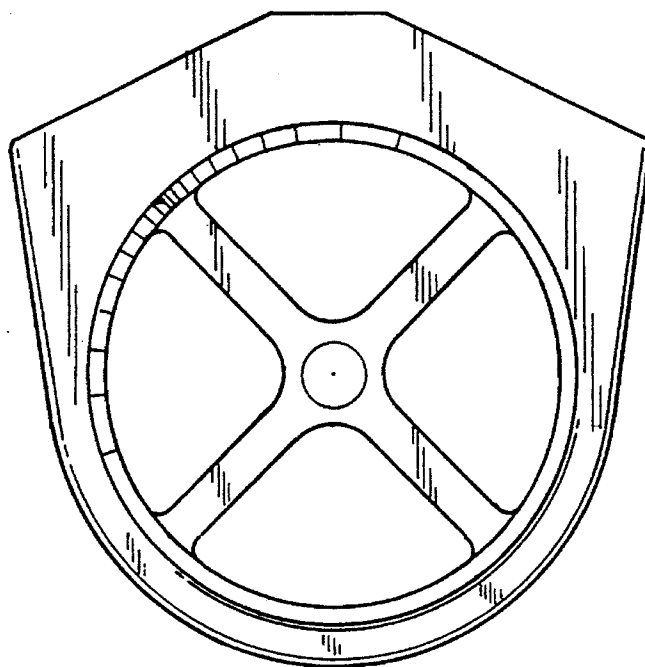


Fig. 5

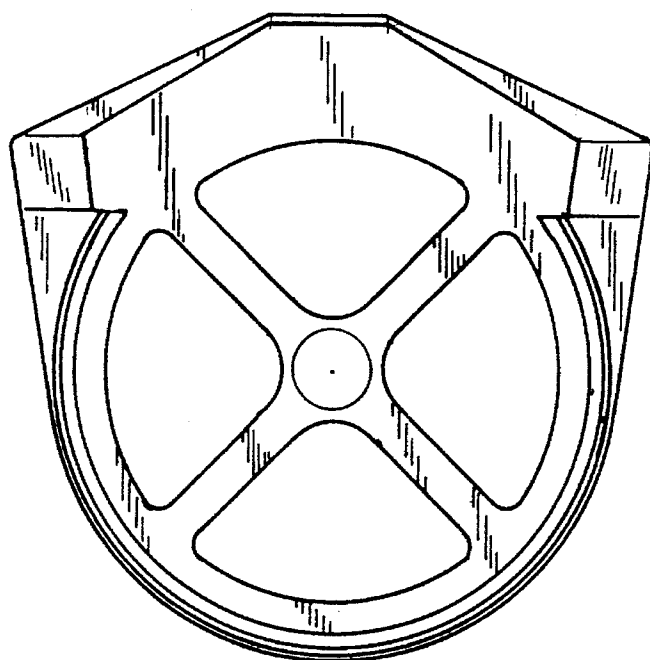


Fig. 6