



US00D726964S

(12) **United States Design Patent**  
**Smith et al.**

(10) **Patent No.:** **US D726,964 S**

(45) **Date of Patent:** **\*\* Apr. 14, 2015**

(54) **HAIR STRAIGHTENER**

USPC ..... D28/35-38; 219/222-226  
See application file for complete search history.

(71) Applicant: **Koninklijke Philips N.V.**, Eindhoven (NL)

(56) **References Cited**

(72) Inventors: **Anthony John Smith**, Lausanne (CH);  
**Suzette Van Maanen**, Utrecht (NL);  
**Kim Helmbold**, Amsterdam (NL)

U.S. PATENT DOCUMENTS

(73) Assignee: **Koninklijke Philips N.V.**, Eindhoven (NL)

D627,512	S	*	11/2010	Kim	.....	D28/35
D650,130	S	*	12/2011	Hein	.....	D28/35
D651,743	S	*	1/2012	Kim	.....	D28/35
D682,468	S	*	5/2013	Kim	.....	D28/35
2011/0247647	A1	*	10/2011	Kim	.....	132/269

(\*\*) Term: **14 Years**

\* cited by examiner

(21) Appl. No.: **29/499,759**

*Primary Examiner* — Jennifer Rivard

(22) Filed: **Aug. 19, 2014**

(57) **CLAIM**  
The ornamental design for a hair straightener, as shown.

(30) **Foreign Application Priority Data**

Feb. 28, 2014 (EM) ..... 002415778-0001

(51) **LOC (10) Cl.** ..... **28-03**

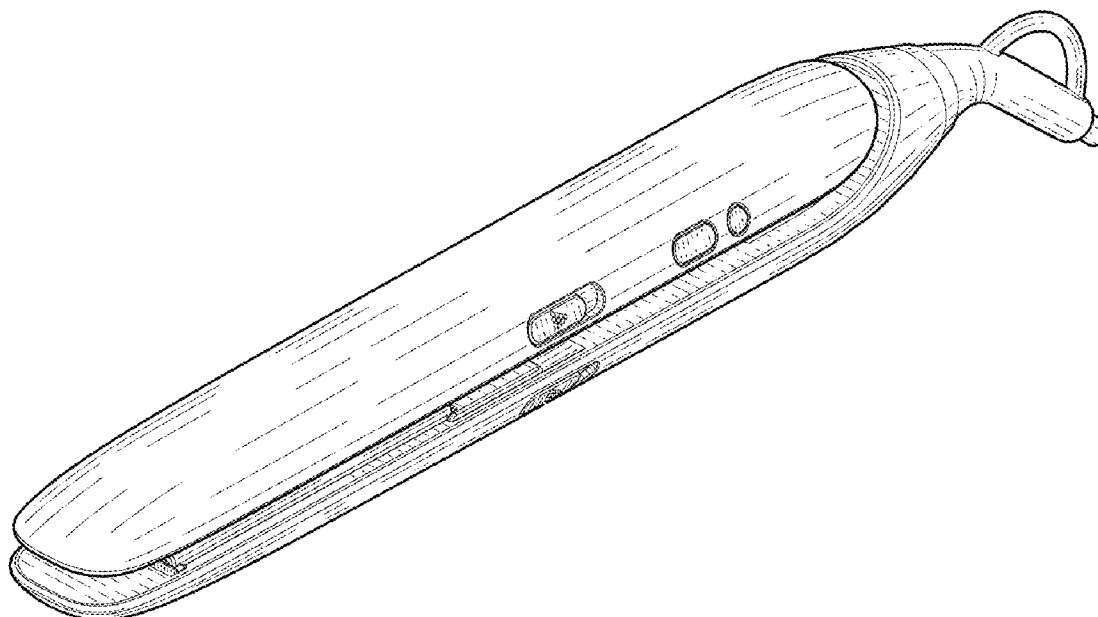
(52) **U.S. Cl.**  
USPC ..... **D28/35**

(58) **Field of Classification Search**  
CPC ..... A45D 1/00-1/18; A45D 2/00-2/002

**DESCRIPTION**

FIG. 1 is a perspective view showing my design;  
FIG. 2 is a front elevational view thereof;  
FIG. 3 is a rear elevational view thereof;  
FIG. 4 is a right side elevational view thereof;  
FIG. 5 is a left side elevational view thereof;  
FIG. 6 is a top plan view thereof; and,  
FIG. 7 is a bottom plan view thereof.

**1 Claim, 2 Drawing Sheets**



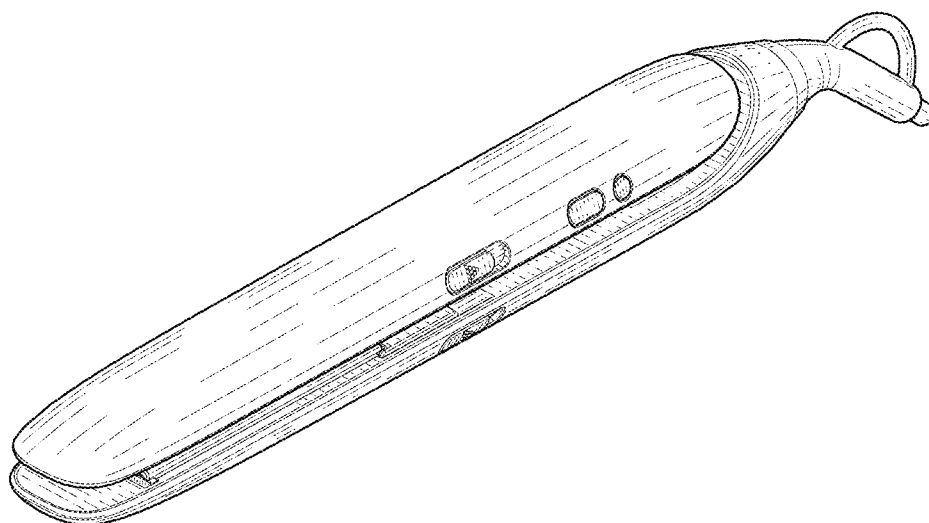


FIG. 1

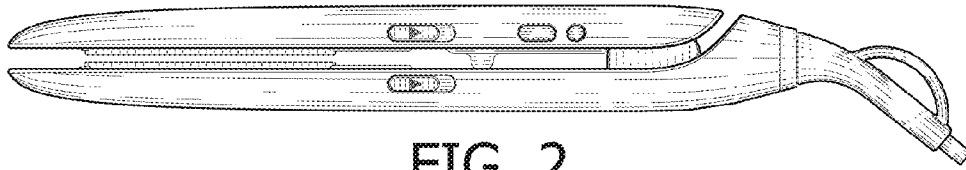


FIG. 2




FIG. 3

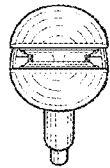


FIG. 5

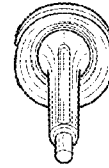


FIG. 4




FIG. 6




FIG. 7