



US00D753629S

(12) **United States Design Patent**  
**Plattard**

(10) **Patent No.:** **US D753,629 S**

(45) **Date of Patent:** **\*\* Apr. 12, 2016**

(54) **SPEAKER**

H04R 2201/021; H04R 2400/00; H04R  
2400/07; H04R 2499/11; H04R 2499/13;  
H04R 2499/15

(71) Applicant: **YAMAHA CORPORATION**,  
Hamamatsu-shi, Shizuoka (JP)

See application file for complete search history.

(72) Inventor: **Yves Plattard**, Hamamatsu (JP)

(56) **References Cited**

(73) Assignee: **YAMAHA CORPORATION**, Shizuoka  
(JP)

U.S. PATENT DOCUMENTS

(\*\*) Term: **14 Years**

D497,154 S \* 10/2004 Lin ..... D14/204  
D574,356 S \* 8/2008 Wada ..... D14/149  
D672,749 S \* 12/2012 Onoue ..... D14/214  
D689,460 S \* 9/2013 Chen ..... D14/172  
D738,853 S \* 9/2015 Savage ..... D14/214

(21) Appl. No.: **29/512,048**

\* cited by examiner

(22) Filed: **Dec. 16, 2014**

*Primary Examiner* — Keli L Hill

(30) **Foreign Application Priority Data**

(74) *Attorney, Agent, or Firm* — Sughrue Mion, PLLC

Jun. 19, 2014 (JP) ..... 2014-013399

(51) **LOC (10) Cl.** ..... **14-03**

(57) **CLAIM**

The ornamental design for a speaker, as shown and described.

(52) **U.S. Cl.**

**DESCRIPTION**

USPC ..... **D14/214**

(58) **Field of Classification Search**

USPC ..... D14/167, 168, 170–172, 188, 194–196,  
D14/204, 207, 209.1, 210–216, 219, 221,  
D14/222, 224, 496; 181/143, 144, 147, 148,  
181/150, 153, 157, 198, 199; 381/300–303,  
381/306, 332, 333, 336, 345, 361–364,  
381/386–388; 369/6–12

FIG. 1 is a perspective view of the front, top and right side of  
a speaker showing my new design;  
FIG. 2 is a front view thereof;  
FIG. 3 is a rear view thereof;  
FIG. 4 is a left side view thereof;  
FIG. 5 is a right side view thereof;  
FIG. 6 is a top plan view thereof; and,  
FIG. 7 is a bottom view thereof.

CPC ... B60R 11/0217; G06F 1/1688; H04M 1/03;  
H04M 1/035; H04R 1/02; H04R 1/06; H04R  
1/021; H04R 1/025; H04R 1/026; H04R  
1/028; H04R 1/105; H04R 1/323; H04R  
1/403; H04R 1/2803; H04R 1/2834; H04R  
5/02; H04R 7/20; H04R 9/06; H04R 9/025;

The broken lines shown are included for the purpose of illus-  
trating the unclaimed portions of a speaker and form no part  
of the claimed design.

**1 Claim, 3 Drawing Sheets**

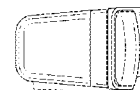
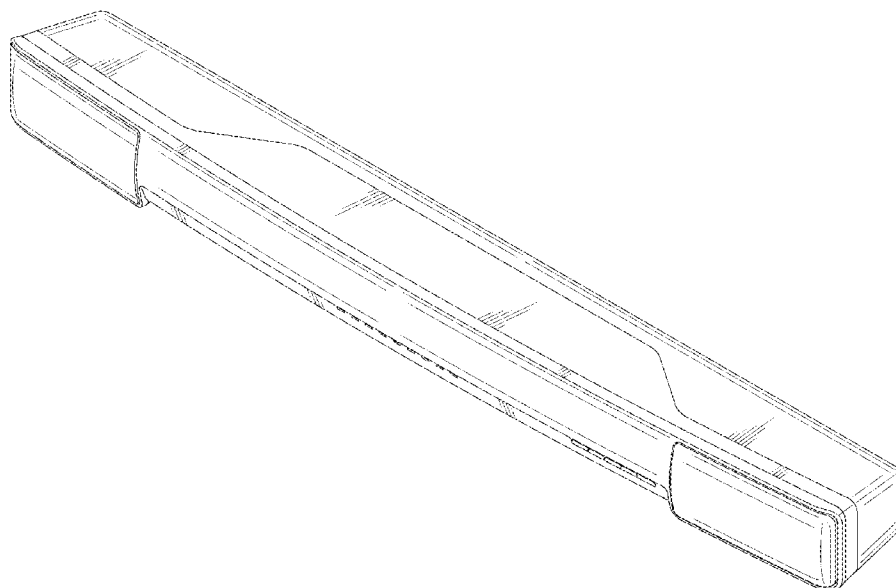


Fig. 1

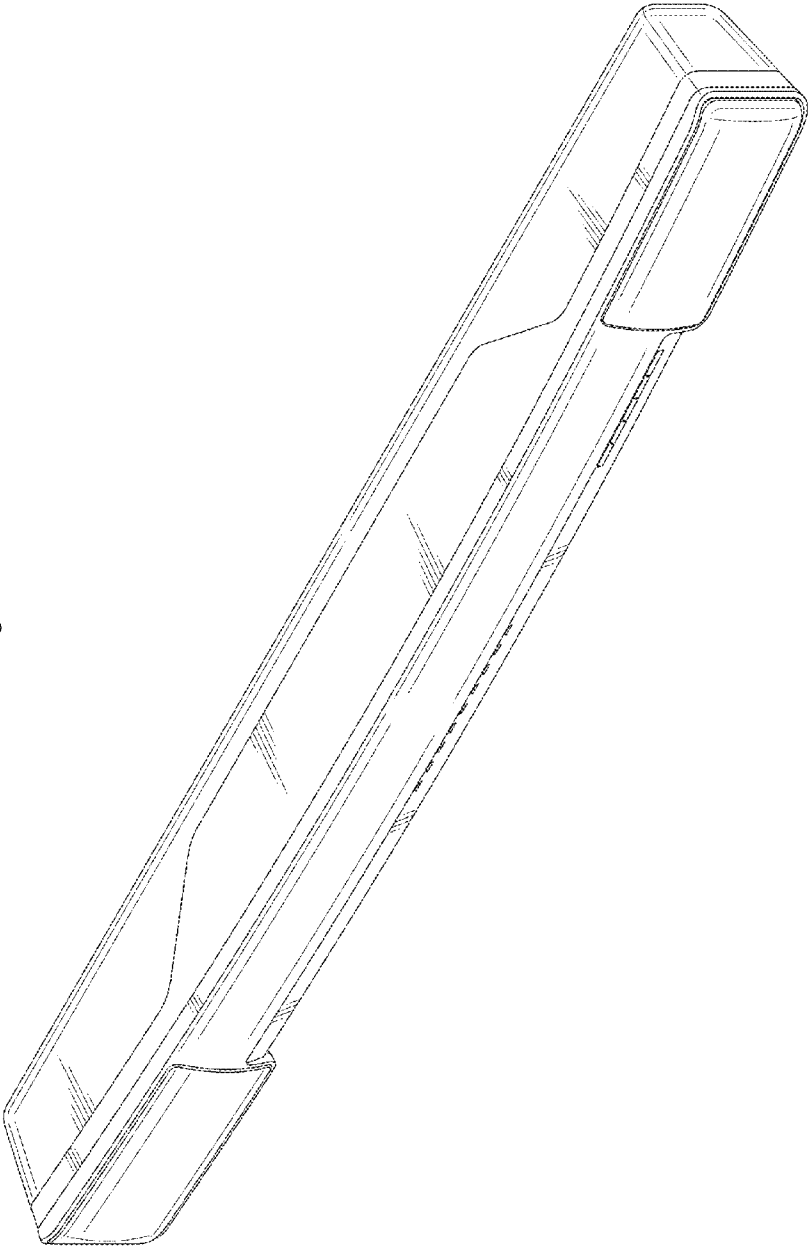


Fig. 2




Fig. 3




Fig. 4

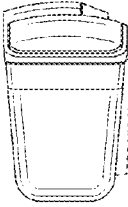


Fig. 5

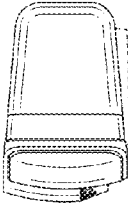


Fig. 6




Fig. 7

