



US00D723636S

(12) **United States Design Patent**
Kahmann et al.

(10) **Patent No.:** **US D723,636 S**

(45) **Date of Patent:** **** Mar. 3, 2015**

(54) **WALKING SLIDE MILL**

(71) Applicants: **Paul G. Kahmann**, Bloomington, MN (US); **Adam M. Roussopoulos**, Bloomington, MN (US)

(72) Inventors: **Paul G. Kahmann**, Bloomington, MN (US); **Adam M. Roussopoulos**, Bloomington, MN (US)

(**) Term: **14 Years**

(21) Appl. No.: **29/470,086**

(22) Filed: **Oct. 17, 2013**

(51) **LOC (10) Cl.** **21-02**

(52) **U.S. Cl.**
USPC **D21/668**

(58) **Field of Classification Search**
CPC .. A63B 22/02; A63B 22/0056; A63B 22/001; A63B 22/0235; A63B 21/225; A63B 22/0285; A63B 22/0664; A63B 2022/0292; A63B 2022/0041
USPC D21/662-671, 694, 697; 482/52, 54, 482/56, 57, 59-61, 63-66, 70, 71, 74-76, 482/80, 140-145

See application file for complete search history.

5,709,632 A * 1/1998 Socwell 482/54
 D390,289 S * 2/1998 Chen D21/668
 5,989,160 A * 11/1999 Wang et al. 482/54
 6,095,952 A * 8/2000 Ali et al. 482/54
 D484,554 S * 12/2003 Hellman et al. D21/669
 6,740,009 B1 5/2004 Hall
 7,008,352 B2 3/2006 Grossi
 D581,470 S * 11/2008 Wu D21/668
 7,510,511 B2 3/2009 von Detten
 7,922,626 B2 4/2011 Larson
 8,343,016 B1 1/2013 Astilean
 8,690,738 B1 * 4/2014 Astilian 482/54
 2012/0010053 A1 * 1/2012 Bayerlein et al. 482/54
 2012/0270705 A1 * 10/2012 Lo 482/54
 2014/0011642 A1 * 1/2014 Astilean 482/54
 2014/0213419 A1 * 7/2014 Bayerlein et al. 482/54

* cited by examiner

Primary Examiner — George D Kirschbaum

Assistant Examiner — Jennifer Watkins

(74) *Attorney, Agent, or Firm* — Gerald E. Helget; Briggs and Morgan, P.A.

(57) **CLAIM**

The ornamental design for a walking slide mill, as shown and described.

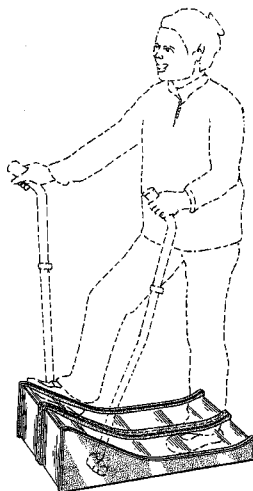
DESCRIPTION

FIG. 1 is a front perspective view showing our new design for a walking slide mill;
 FIG. 2 is a left side elevational view, the right side being a mirror image thereof;
 FIG. 3 is a front elevational view;
 FIG. 4 is a rear elevational view;
 FIG. 5 is a top plan view;
 FIG. 6 is a cross sectional view taken along lines 6-6 of FIG. 5;
 FIG. 7 is a bottom plan view; and,
 FIG. 8 is a rear perspective view.
 The broken line drawings of the person and handles are for illustrative purposes only and form no part of the claimed design.

1 Claim, 4 Drawing Sheets

(56) **References Cited**
U.S. PATENT DOCUMENTS

1,766,089 A	6/1930	Wood	
2,842,365 A	7/1958	Kelley	
3,608,898 A	9/1971	Berlin	
3,637,206 A	1/1972	Chickering, III	
3,642,279 A	2/1972	Cutter	
3,669,238 A	6/1972	Folkes et al.	
4,757,987 A	7/1988	Allemand	
5,232,419 A	8/1993	Kozak	
D365,610 S *	12/1995	Fraser	D21/688
5,527,241 A *	6/1996	Peng	482/54
5,527,247 A *	6/1996	Archambault	482/79
5,575,740 A *	11/1996	Piaget et al.	482/70
5,688,209 A *	11/1997	Trulaske et al.	482/54



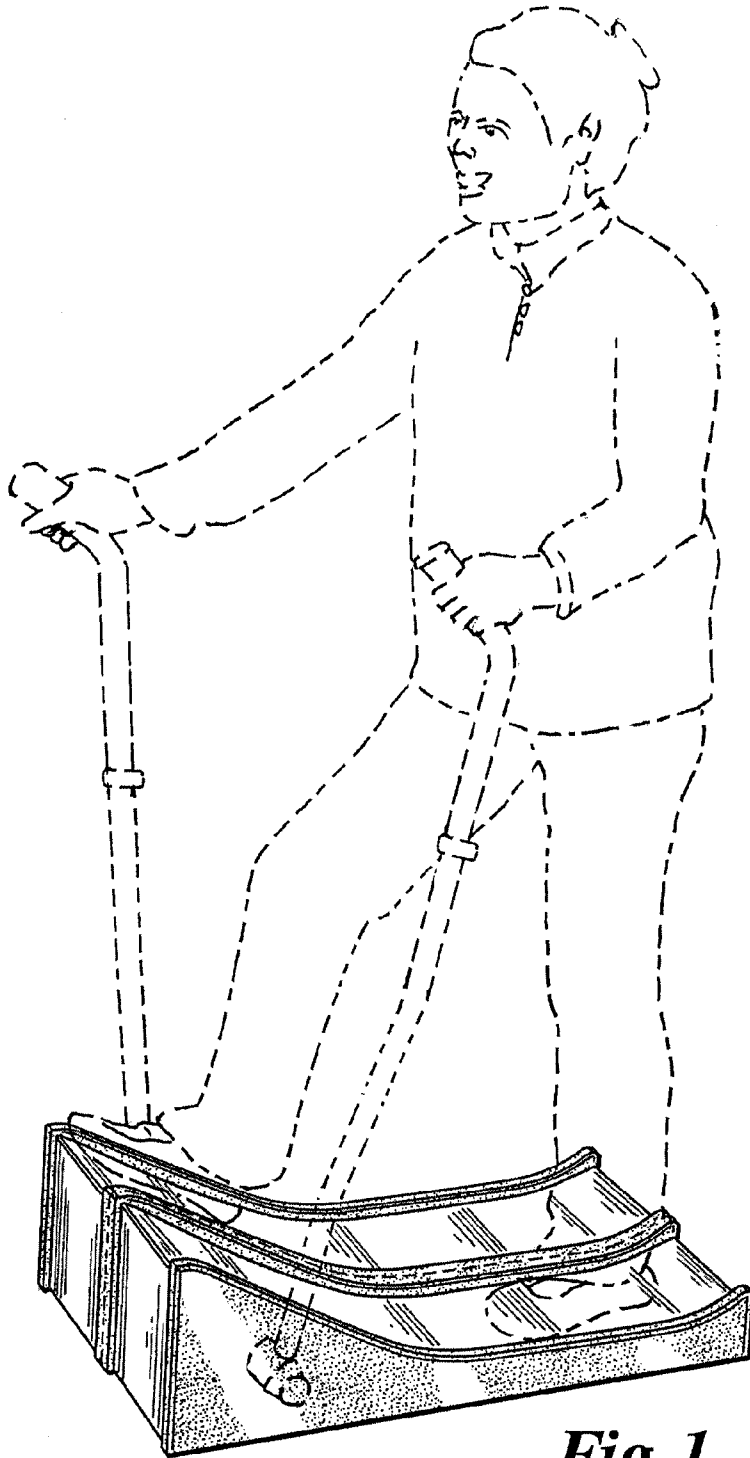


Fig. 1

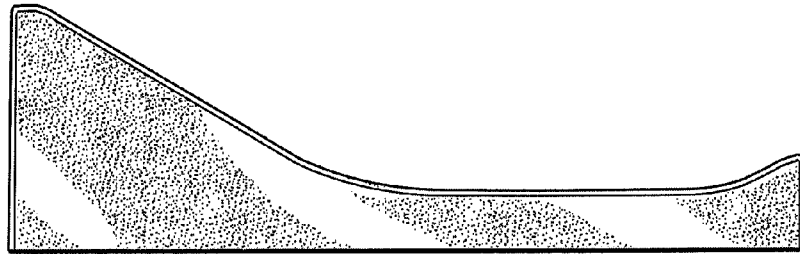


Fig. 2

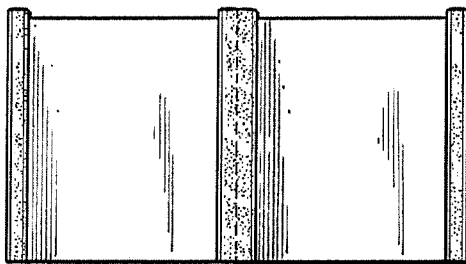


Fig. 3




Fig. 4

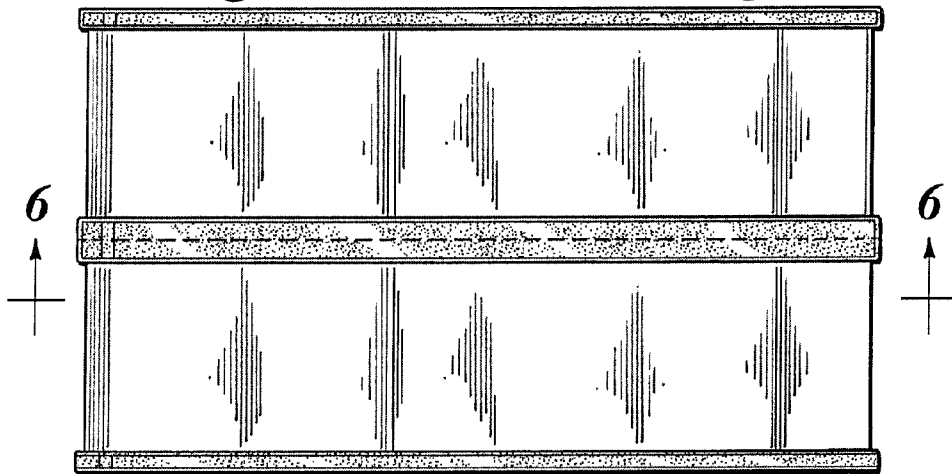


Fig. 5




Fig. 6




Fig. 7

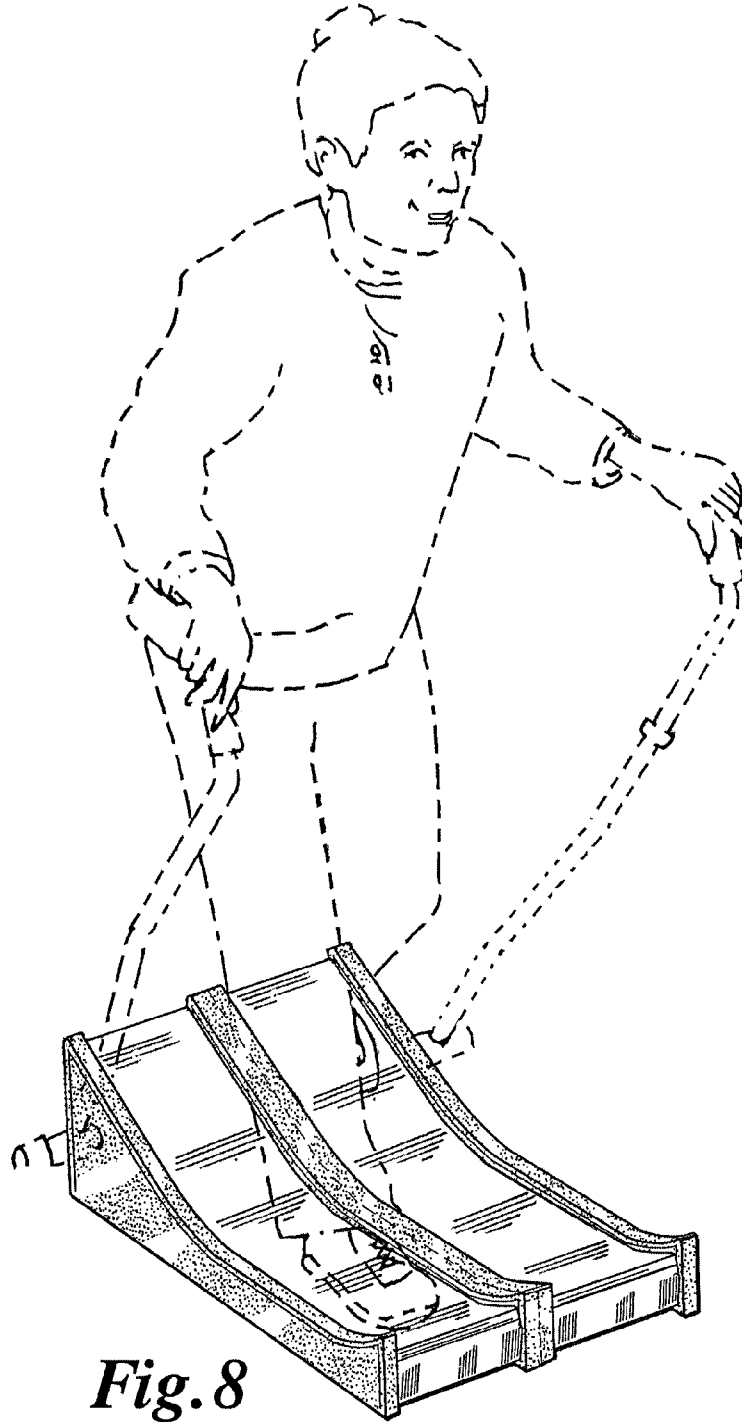


Fig. 8

UNITED STATES PATENT AND TRADEMARK OFFICE
CERTIFICATE OF CORRECTION

PATENT NO. : D723,636 S
APPLICATION NO. : 29/470086
DATED : March 3, 2015
INVENTOR(S) : Paul G. Kahmann et al.

Page 1 of 1

It is certified that error appears in the above-identified patent and that said Letters Patent is hereby corrected as shown below:

Title page, below the DESCRIPTION, delete lines 12-14 and insert the following:

--The broken lines on the walking slide mill are for the purpose of illustrating portions of the article that form no part of the claimed design. The broken line showing of a person and handles is for the purpose of illustrating environment that forms no part of the claimed design.--

Signed and Sealed this
Ninth Day of June, 2015



Michelle K. Lee
Director of the United States Patent and Trademark Office